



# PRICE LIST

2019

Safco® is excited to provide you with a variety of workspace solutions that will help make your workday easier, more comfortable and hopefully a little more fun. We're ready with an entire book of Quick Ship options and a robust service offering that will make us easier to do business with than ever before. So, read on and let us tell, and then show you how we can help with all your workspace needs.

**Our Locations**

It's all about location. And lucky for you we have several of them. Our distribution centers, manufacturing facilities and showrooms create a network built to provide a fast and easy customer experience.

**Distribution Centers (DC's)**

Our DC's give us the ability to ship our most popular Quick Ship products from a location near you and do it faster than you can say "Wood Adjustable Corrugated Literature Organizer." Need to know exactly where that aforementioned organizer is shipping from? Simply contact our expert Customer Care team for a speedy answer to this and all of your Safco questions – even the ones you didn't know you had. Safco DC's are located in:

- Windsor, VA
- Riverside, CA
- Brooklyn Park, MN

**Showrooms**

If you would like to see our products in-person and possibly take a swivel chair for a spin, we have three showroom locations filled with a variety of our products. If one of those locations doesn't fit into your travel schedule, simply let us know and we can direct you to one of our Rep Group partners' showrooms. Safco Showrooms are located in:

- Brooklyn Park, MN
- Milford, IA
- Chicago, IL (Merchandise Mart)

**Manufacturing Facilities**

Safco is jumping for joy at opening our new, state-of-the-art manufacturing facility in Milford, IA. This new plant will allow us to build our legacy products more effectively and enable new product design for the future and beyond! Our Kennesaw, GA facility is a light manufacturing plant where all of our configured and custom upholstery seating is produced and our lockers are built. Safco Manufacturing Facilities are located in:

- Milford, IA
- Kennesaw, GA

**Headquarters**

Last, but certainly not least, is our headquarters in New Hope, MN. This is where your orders get placed, calls and emails get answered, products designed, and marketing materials (like this fine copy you're reading and this catalog) are produced. It's the place Safco calls home and where we will be waiting for your call should you need our assistance.



**Complimentary Space Planning Services**

Did someone say FREE? Yes, that's right – Safco offers Space Planning free of charge to our customers. Our team of space planning experts provide workspace and storage solution designs that include our entire product offering, right down to every last mesh organizer. Plus, our design renderings showcase how Safco products will fit into your space and bring in color and textures so you can see what your space will look like – making guesswork a thing of the past.

Not only do we have our entire catalog available for space planning, but our designers are experts in our highly configurable storage and filing solutions. If you need Mobile 1000, Mobile Lite, 4-post shelving, Arc™ Rotary Files, heavy-duty shelving, Flip 'n File cabinets, File Harbor cabinets or Kwik Track systems for your space our team will specify exactly what you need and what the space requires – all we ask is that you follow the simple steps below so we can make your dream storage solution come true.

- Fill out our Filing Survey located at [www.safcoproducts.com](http://www.safcoproducts.com) under "Space Planning Services"
- The survey takes just a few minutes and will provide our space planners with the necessary information to complete a quote and design layout
- Email your room drawings in AutoCAD or pdf format, along with the filing survey, to [spaceplanning@safcoproducts.com](mailto:spaceplanning@safcoproducts.com)

If you have any space planning questions, call us at 800-735-6869.

**Installation Services**

Now you need someone to install all that great Safco product. We have you covered there as well. Go to our website and select "Find a Certified Installer" to find the best option for all your Safco installation needs. But we don't stop there. Our in-house Installation Manager will help with any questions to ensure your project goes smoothly from the time your product arrives until every last piece of hardware is in place.

**48 Hour Quick Ship**

Inquiring minds want to know: What exactly is 48 Hour Quick Ship? 48 Hour Quick Ship means that anything in this book will ship from one of our DC's within 48 hours of a complete Purchase Order being sent. Now you may be wondering what a complete Purchase Order means; It simply means it has all the information we need to submit an order such as color and feature choices, quantity, shipping information, etc. are present and accounted for.

Office Suites  
Seating  
Tables  
Desks  
Meeting Essentials  
Personal Organization  
Ergonomics  
High Density Storage  
Storage & Filing  
Facilities  
Technology Furniture  
Art & Engineering

## DEFINITION:

Special Pricing is an additional discount from standard net pricing granted for a specific customer to be used on an identified project in a defined period of time, generally 90 days. Unless previously approved by Safco®, it will be for one purchase order and shipping to one location in a single shipment.

## PURPOSE:

Special Pricing is extended to our Dealers at the sole discretion of Safco primarily for the purposes of improving our price position in competitive situations. It is understood that the basis for Special Pricing consideration is information that is gathered from our Dealers and Sales Representatives as well as our historical data. To this extent, it is critical that the information supplied by our Dealers and Sales Representatives is complete, accurate and timely.

## GUIDELINES:

Requests will be considered on competitive projects of \$20,000 list and above. Discretion will be employed for high quantities of lower list price items, or with a specific strategic objective in mind. Safco reserves the right to deny or award requests for Special Pricing at any time to any Dealer.

## PROCEDURE:

Safco processes Special Pricing requests on a first in, first out basis. Incomplete data will prevent us from processing the request and it will be returned to the Dealer or Sales Representative for completion prior to processing. We strive to provide fast responses to requests, and generally do so within 24 hours. Please allow more time, if possible. To request the Special Pricing Request Form, you may email your request to [bids@safcoproducts.com](mailto:bids@safcoproducts.com) or contact your Sales Representative.

The Special Pricing Request Form may be submitted electronically by emailing to [bids@safcoproducts.com](mailto:bids@safcoproducts.com), or faxed to us at the number on the form. Electronic submission is preferred whenever possible. In special circumstances such as when traveling, computer breakdown, etc., we will process requests via phone, provided all information is complete, in order to provide you the best service possible.

## EXCLUSIONS:

Special Pricing cannot be granted to Dealers solely for the purposes of improving margins in non-competitive circumstances, nor to place orders for stocked products. Once you have received the purchase order from your customer, Special Pricing requests for that project can no longer be processed. We reserve the right to request a copy of the purchase order from your customer for the purposes of confirming integrity of the process.

By requesting Special Pricing, Dealers and Sales Representatives confirm that they intend to, and will make reasonable efforts to sell the Safco products listed in the Special Pricing request to the named customer. If a Dealer or Sales Representative obtains Special Pricing for the purpose of competitively submitting an alternative competitive product to their customer, Special Pricing requests for that Dealer will be suspended indefinitely at Safco's sole discretion.

## ORDER SUBMISSION:

In order for Special Pricing to be applied to the appropriate order, the order must reference the Bid Number supplied by Safco at the time of order placement. Failure to include the bid number will prevent Safco order entry from placing your order with the appropriate Special Pricing discount applied; standard discounts will then be used. Credits cannot be issued after Safco order entry has entered your order.

## SPIRIT OF COOPERATION:

Safco appreciates the opportunity to partner with our Dealers and Sales Representatives in order to enjoy mutual business. It is our pledge to you to make every interaction as productive, fair, and enjoyable as possible. We sincerely appreciate your business and look forward to the many opportunities to work together in the future.

## SETTING UP AN ACCOUNT WITH SAFCO

### Becoming a Dealer/Distributor

Grow with Us! Simply visit [www.safcoproducts.com](http://www.safcoproducts.com) to apply for Dealership/Distributorship.

---

### THE FOLLOWING ICONS ARE USED THROUGHOUT THIS PUBLICATION:



New Product



Ships Within 48 Hours



General Services Administration



Meets ANSI/BIFMA Standards



PROP 65 Warning

Our warranty pledges excellence in the quality of our products. It helps protect our customer's investments and extends our continuing dedication to our customers after their initial investment.

### LIMITED LIFETIME WARRANTY

Safco® warranty obligation: We pledge to repair or replace, at Safco's option, any Safco product or component that is defective in material or workmanship for as long as you, the original purchaser, own it. This warranty is subject to the provisions below.

### LIABILITY LIMITATIONS

The following listed parts, components and supplies are covered under warranty in accordance with the below schedule following the product purchase date.

**Ten Years:** Seating controls and cylinders, Rumba™, Cha-Cha™, electric height-adjustable table series laminates, and wood seating components. All parts (excluding motor) on the XR, ML, E and LT-Series Height-Adjustable Tables.

**Seven Years:** Motor on XR-Series Height-Adjustable Tables.

**Five Years:** Glides, casters, polymer-based components, seating upholstery (fabrics and leather), foam, armrests, chrome seating components, user-adjustable work surface mechanisms, laminates, veneer finishes and other covering materials, drawer glides, electrical components, e5™ product line, Event Series, cabinets or mobile systems, components that are either moving parts or controls (guides that are in contact with moving parts), and motors on the ML-Series, E-Series, and LT-Series Height-Adjustable Tables.

**Three Years:** Outdoor Products (Entourage™, Evos™, Canmeleon™ and CoGo™ Product Lines), High Density 4-Post wire shelving and wire components, and electrical components.

**One Year:** Mogo Seat

### WARRANTY SUBJECT TO EXCLUSIONS

Exclusions pertaining to this warranty are as follows but are not limited to:

- Normal wear and tear
- Product or product components utilized with the intent to rent or lease
- Freight damages: Safco is not liable for any product damages sustained during shipping or handling operations. Safco provides specific policies and requirements regarding shipping and handling, and reserves the right to review and address product distribution matters separately.
- Product negligence: A product is not considered defective due to misuse or improper installation. Safco products must be installed, used and maintained in accordance with product instructions and warnings.
- Alterations or attachments to the product that were not approved by Safco
- All COM Fabric is not covered under this warranty
- All corrugated products or components
- Use of non-multiple shift products for multiple shifts

Safco's warranty obligation is limited to normal use upon receipt of our products.

### SEATING USAGE

Normal commercial usage for seating is defined as the equivalent of a single shift, forty (40) hour work week. To the extent that a seating product is used in a manner exceeding this, the applicable warranty period will be reduced in a pro-rata manner.

Models warranted for multiple shifts:

- Task Master® Industrial Series
- Soft Tough™ Series
- WorkFit™ Polyurethane Series
- Uber™ Series (500 lbs.)
- Alday™ Intensive-Use (500 lbs.)
- Vue™ Intensive-Use (500 lbs.)
- 24-Hour High Performance Chair (2424AG)

### WARRANTY PROCEDURES

Please follow the warranty procedures described below:

1. Once a defect has been discovered, the original purchaser must contact Safco® immediately (within 30 days of defect detection), in writing, with the serial number(s) (if applicable), date code and model number from the product(s) in question.
2. Upon inspection of the product(s), Safco® will collect all relevant information necessary for review of the request.
3. Product replacement and replacement parts will be authorized by a Customer Care representative if acknowledged to be necessary under product warranty eligibility conditions.

### SPECIFIC LIMITATIONS REGARDING COLOR VARIATIONS, FABRICS AND FINISHES

Natural products have varying grains and colors. Due to such natural variations occurring in materials such as wood and leather, these characteristics are not considered defects. Safco does not warrant the color-fastness or matching of colors, grains or textures of such materials. Materials supplied, selected or provided by the customer (COM) are not warranted.

Buyer is responsible for freight to and from factory on all warranty claims. Any description of the goods sold hereunder, including any reference to Buyer's specifications and any description in catalogs, circulars and other written or digital material published by Safco is for the sole purpose of identifying goods and shall not create an express or implied warranty that the goods shall conform to such description.

THERE ARE NO OTHER WARRANTIES, AND SAFCO DISCLAIMS ALL IMPLIED WARRANTIES INCLUDING WARRANTIES OF MERCHANTABILITY, FITNESS FOR A PARTICULAR PURPOSE AND FREEDOM FROM PATENT INFRINGEMENT. NO AGENT, EMPLOYEE OR REPRESENTATIVE OF SAFCO HAS ANY AUTHORITY TO BIND SAFCO TO ANY AFFIRMATION, REPRESENTATION OR WARRANTY EXCEPT AS STATED HEREIN.

SAFCO SHALL HAVE NO LIABILITY FOR INDIRECT, INCIDENTAL, CONSEQUENTIAL OR SPECIAL DAMAGES OF ANY KIND. THESE LIMITATIONS ARE AGREED ALLOCATIONS OF RISK. UNDER NO CIRCUMSTANCES SHALL SAFCO'S LIABILITY WITH REGARD TO THE SALE OR USE OF THE PRODUCTS EXCEED THE PURCHASE PRICE PAID BY THE BUYER FOR THE PRODUCTS. TERMS AND CONDITIONS OF THIS WARRANTY ARE SUBJECT TO CHANGE WITHOUT NOTICE.

Note: Safco® does not require the customer to fill out a warranty registration card. Please keep all purchase documents for the product in event the warranty is needed. Contact our Customer Care team for any warranty assistance at [info@safcoproducts.com](mailto:info@safcoproducts.com) or (888) 971-6225.

# Sales Policies

## CASH TERMS

1%-15 Net 30. For cash discount, remittance must be made 15 days following invoice date. Net amount due 30 days following invoice date.

## FACTORY RETURNS

All merchandise requesting to be returned must first be approved and issued a Return Goods Authorization (RGA) number. Except for defective merchandise, all factory returns must be shipped freight prepaid and are subject to a 25% recartoning/restocking charge which includes any charges for outgoing freight paid by Safco®.

We are unable to accept returns of any items not in the original cartoning, broken cartons and non-standard merchandise or in unsaleable condition. Return authorization label must be attached to return carton. Returns must be made within one (1) year in resalable condition, and in original Safco cartons. All product must be returned within 30 days of return authorization date or RGA will be cancelled.

e5™, Mobile Aisle™, Custom Upholstered Seating, 4-Post Shelving, all high-density filing products and Mailflow Systems® products are considered custom and cannot be returned. Please contact Customer Care at [info@safcoproducts.com](mailto:info@safcoproducts.com) or 888-971-6225 to receive a Return Goods Authorization number to include on each of the cartons being returned.

## ORDER CANCELLATION

Orders which have entered any stage of production cannot be cancelled. Requests for cancellation are not accepted until acknowledged by Safco. In the event cancellation is accepted by Safco Products, cancellation charges may apply and may be in the amount of the entire order.

## FREIGHT DAMAGE

All shipments must be carefully inspected upon receipt by the assigned freight forwarder to ensure all items are in satisfactory condition before signing the bill of lading. If there is visible damage or shortage, it must be noted on the bill of lading. If not notated, we will be unable to file a claim with the carrier due to their policies. Visible damage or shortage must be reported within 24 hours of receipt of goods by the freight forwarder.

## FINISHES

Photographic swatches have been provided to represent the many options you have when selecting a Safco product. Swatches should be used for reference only. If complementing an existing work environment is important, please request finish samples online at [www.safcoproducts.com](http://www.safcoproducts.com) or contact our Customer Care Team at [info@safcoproducts.com](mailto:info@safcoproducts.com).

## DESIGN

We reserved the right to make changes in design and material, as well as discontinuance of parts and units when such action is deemed to be an improvement in design, function and/or construction.

## Statement of Quality

# Statement of Quality

At Safco®, we understand that quality extends beyond simple function and we are committed to the highest level of satisfaction in the manufacture, sale and support of our products. From concept to delivery, we integrate high levels of quality as our standard and work hard to impress our customers every day. We strive for continuous improvements in all areas of product and service by regarding our quality programs as an integral part of the company's improvement process. Safco's quality program works to provide products that meet or exceed the quality standards our customers expect.

As an industry leader, Safco aims to set high environmental and safety standards by offering a large collection of third-party tested products that meet standards set forth by BIFMA, UL, the State of California, and others.

## ENVIRONMENTAL COMMITMENTS

Safco not only holds itself to strict environmental standards, but we also require suppliers to follow these standards as a total supply chain initiative. Suppliers play an important role in Safco's long-standing commitment to perform operations in a manner consistent with sound health, safety and environmental management practices. Because of this, suppliers are not only expected to comply with applicable health, safety and environmental laws and regulations, they are expected to seek continuous improvement within these realms.

Safco continues to become an environmentally conscious company with the intention to offer more products that our customers can feel good about, and responsible practices that encourage sustainability, helping us obtain a proud standing in our community and the planet.

## OPERATIONS

Safco advocates continuous improvement in the realms of efficient recycling and/or disposal of waste materials and improving treatment and control of waste emissions affecting air, water and soil. Safco also encourages the practice of waste reduction operations such as machine efficiency, raw material utilization, conservation of soil, air, water quality, biodiversity, wildlife and aquatic habitats, the practice of sustainable forest management policies where applicable, end-of-life treatment recommendations, raw material and recycled content regulation, and legal compliance with environmental legislation.

Office Suites	Page	Seating	Page
Aberdeen® Laminate Series.....	11-18	Thesis™ Training Chairs-Static Back & Flex Back .....	160
Aberdeen® Laminate Series Typicals .....	19-22	Thesis™ Flex Back Stool .....	184
CSII™ Modular Desking .....	23-31	Moto™ Stack Chair.....	161
CSII™ Overhead Storage & Pedestals .....	32-33	Zippi™ Stack Chair.....	161
CSII™ Lateral Files .....	34	Sy™ Guest Chair .....	161
CSII™ Reception & Reception Typicals.....	35	Bosk™ Wood Stack Chair.....	161
CSII™ Typicals.....	36-38	Bosk™ Wood Stool .....	161
Communication Station® Freestanding Worktables.....	39	Entourage™ Indoor/Outdoor Stack Chair.....	161
e5™ Desking Information-Laminates, Power and Data, Finishes.....	40-41	Next™ Stack Chair .....	161
e5™ Quick Ship Typicals .....	42-45	Currant™ Stack Chair & Bistro Stools .....	162
e5™ Idea Starters .....	46-51	Bandi™ Stack Chair .....	162
e5™ Worksurfaces and Supports – Kits .....	52-59	Safo® Stack Chair .....	162
e5™ Standing-Height Tables.....	60-61	CoGo™ Steel Indoor/Outdoor Stack Chair & Benches.....	162
e5™ Storage.....	64-73	Ball Chairs.....	163
e5™ Technology Beltway and Walls, Boards & accessories ...	62-63, 74-79	Runtz™ Ball Chair.....	163
Even™ Worktables & Accessories.....	80-83	Zenergy™ Ball Chair .....	163
Keep™ Modular Wall Systems.....	84-85	Zenergy™ Swivel Ball Chair.....	163
Keep™ Build-A-Mobile-Wall .....	85	Twixt™ Active Seating Chair – Seating & Extended-Height .....	163
Keep™ Cabinet Kits, Work Surfaces & Panel Kits .....	86-88	Twixt™ Mid- & Extended-Height Saddle Stools .....	163
Keep™ and Keep Mobile Idea Starters.....	89-91	Active Seating.....	164
Medina™ Laminate Series .....	92-96	Mobis® I Upright Seating .....	164
Medina™ Laminate Series Typicals .....	97-102	Mobis® II Upright Seating.....	164
Mira Veneer Series .....	103-108	Mogo Upright Seating & Wall Rack.....	164
Mira Veneer Series Typicals .....	109-110	Locus™ Upright Seating with Anti-Fatigue Mat.....	164
Mirella™ Laminate Series .....	111-114	Pivot Seat.....	164
Mirella® Laminate Series Typicals .....	115-118	Stabilizing Footrest .....	164
Napoli® Veneer Series .....	119-123	Twister™ Active Seating .....	165
Napoli® Veneer Series Typicals .....	124-127	Fidget™ Active Stool .....	165
Sorrento Veneer Series .....	128-131	Safo® Swivel Keg Series Stool.....	165
Sorrento Veneer Series Typicals.....	132-133	Gist™ Series (Task, Desk).....	166
Sterling Laminate Series.....	134-137	Gist™ Seating Series.....	166
Sterling Occasional Tables.....	138	Gist™ Upholstered Seating Series.....	166
Sterling Series Typicals .....	139-141	Valoré® Training Series .....	167
Power and Data Options/Grommet Options.....	142	Valoré® Training Series - High-Back .....	167
Casegood Handle Options.....	142	Valoré® Training Series - Mid-Back.....	167
		Valoré® Height-Adjustable Task Chair.....	167
<b>Seating</b>	<b>Page</b>	Flaunt™ Seating .....	168
Seating Features & Fabric Grade Program.....	143-145	Mezzo™ Task Seating .....	168
Sassy® Series Stack Seating.....	146	Poise™ Task Seating.....	168
Sassy® Series Bistro-Height Seating .....	147	Serenity™ Task Seating .....	168
Sassy® Manager Seating .....	148	Priya™ Task Seating .....	169
Reve™ Guest Seating .....	148	3200 Task Seating .....	169
Reve™ Sled Base Seating With Tablet Arm .....	150	Tuvi™ Task Seating .....	170
Reve™ Nesting Chair Series.....	151 & 159	Vue™ Intensive-Use Task Seating .....	170
Reve™ Manager Seating .....	152	Cava® Urth™ Series Task Seating.....	171
Reve™ Bistro-Height Seating.....	153	Uber™ Big & Tall Seating .....	172
Reve™ Counter-Height Seating .....	153	Lineage™ Big & Tall Seating .....	172
Vy™ Stack Guest Seating.....	154	Optimus™ Big & Tall Seating .....	173
Vy™ Bistro-Height Seating .....	155	Serenity™ Big & Tall Seating.....	173
Vy™ Counter-Height Seating .....	155	Alday™ 24/7 Task Seating.....	173
Veer™ Flex-Frame Stack Chair .....	155	Comfort Series Big & Tall Options .....	174
Diaz™ Bistro-Height Chair .....	156	Executive High-Back Chair .....	175
Bistro Series All Purpose Seating.....	156	Contour Support Chair & Swivel Task Stool.....	175
Bistro Seating .....	156	Ultimo™ Leather Series .....	176
Escalate Stacking Chairs .....	157	Mercado™ Leather Series .....	177
Escalate Stacking Stools & Chair Trolley.....	157	Corsica Chair.....	177
Pique™ Stack Chair.....	158	Mercado™ Wood Guest Series & Guest Seating .....	177
Niche™ Nesting Chair Series .....	158	Event Series Folding/Stacking Chairs & Chair Carts.....	178
Mii™ Nesting Chair Series .....	159	Two-Tier Chair Cart .....	178
xtc® Nesting Chair.....	159	Apprentice II Extended-Height Seating .....	179
		Economy Extended-Height Seating .....	179

Office Suites  
Seating  
Tables  
Desks  
Meeting Essentials  
Personal Organization  
Ergonomics  
High Density Storage  
Storage & Filing  
Facilities  
Technology Furniture  
Art & Engineering

<b>Seating</b>	<b>Page</b>
Shell™ Desk Chair & Extended-Height Seating.....	179
Precision Extended-Height Seating.....	180
Metro™ Extended-Height Task Seating.....	180
Vue™ Mesh Extended-Height Task Seating.....	180
Zippi™ Plastic Extended-Height Task Chair.....	181
SitStar™ Seating.....	181
Diesel Industrial Stools.....	181
Steel Stool Seating.....	182
Lab Stool Seating.....	182-183
Stand Alone Stool.....	183
Soft Tough™ Desk-Height Task Seating.....	183
Swivel Task Stools.....	184
Thesis™ Flex Back Stool.....	184
WorkFit™ Polyurethane Seating.....	184
Task Master® Seating.....	185
Lounge Series Furniture.....	186
Prestige Lounge Series.....	186
Santa Cruz® Lounge Series.....	186-187
COSY Social Seating Series.....	187
Atmosphere™ Lounge Collection.....	188
Connect™ Teaming Collection.....	189
Chair Functions.....	190-191
<b>Tables</b>	<b>Page</b>
Customer Specified Laminate Policy (CSL).....	192
Rumba™ Nesting Tables.....	193-194
Rumba™ Fixed Leg Tables.....	195
Rumba™ Accessories.....	195
Spark™ Teaming Tables.....	196
Impromptu™ Mobil Training Tables.....	197
Impromptu™ Fixed Leg Tables & Modesty Panels.....	197
Impromptu™ Table Accessories.....	197
Cha-Cha™ Tables – Designer Series.....	198-199
Cha-Cha™ Teaming Tables – Designer Series.....	200-201
Cha-Cha™ Teaming Tables – Quick Ship.....	200
RSVP™ Tables.....	201
Electric Height-Adjustable Teaming Tables.....	202
Electric Height-Adjustable Base & Tabletops.....	203
Confluence Tables.....	204
Collision Tables.....	204
Oasis™ Teaming Tables.....	204
Side Tables.....	204
Glass Accent Tables.....	204
Anywhere End Table.....	204
Personal Mobile Work Table.....	205
Entourage™ Indoor/Outdoor Tables.....	205
CoGo™ Outdoor/Indoor Tables.....	205
Midnight Tables Series.....	205
Diamond Tables Series.....	205
Illusion Tables Series.....	205
Sorrento Tables.....	206
Napoli® Tables.....	206
Connect™ Teaming Tables.....	206
Corisca® Conference Tables.....	207
Cohere™ Tables (Flip & Nest, Fixed Height, Pin Height).....	208-213
Cohere™ Hospitality, Occasional, Conference Tables.....	214-217
ML-Series Height-Adjustable Tables.....	218-219
E-Series.....	220
XR-Series.....	221
Meeting Plus™ Conference & Training Tables.....	222-223

<b>Tables</b>	<b>Page</b>
Sync™ Tables.....	224-225
Flip-N-Go® Tables.....	226-227
T-Mate™ Tables.....	228-229
Training Table Power Options.....	230
Synthetic Acoustical Privacy/Modesty Panels.....	231
CSII™ Conference Tables.....	232
Conference/Training Room Accessories.....	233
Bistro Series Tables.....	234-235
Event Series Folding/Stacking Multi-Purpose Tables.....	236

<b>Desks</b>	<b>Page</b>
Picco™ Mobile Computer Desk.....	237
Picco™ Duo Printer Cart.....	237
Mobile Computer Desk.....	237
Reversible Top Computer Desks.....	237
Folding Computer Table.....	237
AlphaBetter® Desks & Stools.....	238-239
Sphere Desks & Accessories.....	240
Locus™ Desk & Workstation Typicals.....	241
Studio Desks.....	242
Table Desk.....	242
Muv™ Adjustable-Height Desks.....	242
Muv™ Fixed-Height Desks.....	242
Roam™ Touchdown Workstation – Configured.....	242
Scoot™ Steel Desks.....	243
Scoot™ Desk.....	243
Scoot™ Stand-Up Desk.....	243
Xpressions™ Computer Desks.....	243
Xpressions™ Stand-Up Desk.....	243
Elevate™ Bi-Level & Standing-Height Desks.....	243
Scoot™ Standing-Height Desk with Rotating Work Surface.....	243
Brio™ Standing Desk.....	243
Verve™ Standing Desk.....	243
Defy™ Electric Adjustable-Height Desk.....	244
SOHO Furniture Collection.....	245
Storage Desk with Shelves.....	245
Multi-Height Bookcase.....	245
Computer Desk.....	245
Box/Box/File Pedestal.....	245
SOHO Furniture Collection – V-Desk with Pedestal.....	245
V-Desk with Glass Top.....	245
V-Desk with Laminate Top.....	245
SOHO Furniture Collection – Glass Top Desk with Bookcase.....	245
Glass Top Desk with Two Drawer Pedestal.....	245
Glass Top 4-Shelf Bookcase.....	245
Empire Mobile PC Station.....	245
Eastwinds Furniture.....	246
Portrait PC Desk Cart.....	246
Argo PC Workstation.....	246
FPD Computer Table.....	246
Laptop Caddy.....	246
Mobile Arch Computer Desk.....	246
Vision Computer Desk with Glass Inset Desktop.....	246
Vision Glass Top Pedestal.....	246
Mood™ Standing-Height Desk.....	246
Mood™ Storage Pedestal.....	246
Adjustable Computer table.....	246

Meeting Essentials	Page
Adapt™ Configurable Space Dividers .....	247-24
Rumba™ & Impromptu® Collaboration Screens.....	249
Keep™ Mobile Wall.....	250
Multimedia & AV Carts.....	250
Impromptu® Flat Panel TV Carts.....	250
Height-Adjustable Media/Design Centers .....	251
Presentation Stands & Lecterns.....	251-252
Onyx™ Break Room Organizers.....	252
Hospitality – Wood Refreshment Carts.....	253
Hospitality – Steel Refreshment Carts.....	253
Coat Racks & Wall Racks.....	254-255
Coat Hooks & Coat Hangers .....	256-258
Write Way Dry Erase Message Signs .....	258
Customizable Signs.....	258

Personal Organization	Page
Impromptu® Machine Stands.....	259
Muv™ Printer/Machine Stands .....	259
Wood Machine Stands.....	259
Steel Machine Stands.....	260
Scoot™ Printer Stands .....	260
Wave Printer Stands.....	260
Machine Stands .....	261
Onyx™ Under Desk Machine Stands.....	261
Picco™ Duo Printer Cart .....	261
Rolling Storage Cart.....	261
Mobile Utility Cabinets .....	261
Wood Desktop Organizers.....	262
Wood Desk Accessories.....	262
Plastic Desk Accessories.....	262
Desk Organization.....	263
Onyx™ Desk Organization.....	263-264
Onyx™ Power Mesh Desktop Organizers.....	264
Onyx™ Mesh Hanging Storage Organizers .....	265
Onyx™ Mesh Desktop Organizers.....	265-266
Onyx™ Mesh Desktop Tub and Box File Organizers .....	266
Wave Desk Accessories .....	267
Steel Combination Desk Organizers .....	267
Portable Steel File Tote & Desk Organizer.....	267
Steel Desk Organizers .....	268
Steel Book Storage.....	268
Suggestion Boxes.....	268-269
PanelMate® – Panel Organizers .....	269
GridWorks® – Panel Organizers.....	269
Wire Wall Displays.....	270
Steel – Wall Organizers .....	270
Onyx™ Mesh Wall Organizers.....	271
Onyx™ Magnetic Mesh Panel Organizers .....	271
Onyx™ Mesh Panel Organizers .....	272

Ergonomics	Page
Computer Accessories – Keyboard, Mouse Platform .....	273
Keyboard Supports.....	273
Height-Adjustable Keyboard Mechanism .....	274
Monitor Stands .....	274
CPU Holders.....	274
Desktop Sit/Stand Workstations .....	274-275
Ergonomic Accessories – Monitor Arms & Supports.....	275
Document Holders .....	275

Ergonomics	Page
LED Task Lighting.....	276
Wrist Rests.....	277
Footrests .....	277-278
Kick™ Balance Board.....	278
Anti-Fatigue Mat.....	278
Backrests.....	278

High Density Storage	Page
High-Density Storage Space Planning Services Information .....	279
Mobile Aisle 1000™.....	280
Mobile Lite Typical.....	281-282
4-Post Shelving .....	283-288
4-Post Shelving Components .....	289-293
4-Post Shelving Security Components .....	294
4-Post Shelving with Roll Out Drawer Typical.....	295-296
4-Post Shelving on Kwik-Track.....	297-298
Security Shade – 4-Post Shelving on Kwik-Track .....	299
Heavy-Duty Shelving .....	300-301
File Harbor Cabinets.....	302
File Harbor Cabinet Components .....	303-306
File Harbor Cabinets on Kwik-Track Bundles.....	307
Forms/Storage Cabinets .....	308-311
ARC™ Rotary Files .....	312-313
ARC™ Rotary File – Components.....	314-317
Flip-n-File™ Cabinets .....	318
Flip-n-File™ Cabinets on Kwik-Track .....	318
Decorative Enhancements.....	319-321
Insertables® .....	321
Laptop Carts .....	322
Mobilizers™.....	322
Lateral Files.....	323
Lateral Files on Kwik-Track.....	323

Storage & Filing	Page
Hospitality Cabinets.....	324
Luxe™ Literature Displays.....	324
Reveal™ Literature Displays .....	325-327
Reveal™ Tabletop Displays .....	327
Clear2c™ Literature Displays .....	328
Acrylic Magazine & Pamphlet Stands.....	328
Expose™ Literature Displays.....	329
In-View™ Literature Displays.....	329
Wood Literature Displays .....	329
Steel Literature Displays.....	330
Onyx™ Mesh Display Racks .....	330-331
Literature Display – Steel .....	332
Grid Magazine Racks.....	332
Literature Organizers .....	333
E-Z Stor® Steel Literature Organizers .....	333
E-Z Stor® Steel Project Organizers.....	333
Value Sorter® Steel Literature Organizers .....	333
Wood/Corrugated Literature Organizers .....	334
E-Z Stor® Wood Literature Organizers .....	334
Wood Adjustable Literature Organizers .....	334
Apres™ Modular Storage Organizers .....	335
Bookcases .....	336-337
ValueMate® Steel Bookcases .....	336
Scoot™ Credenza & Bookcases .....	337
Mobile Book Carts .....	337

Office Suites  
Seating  
Tables  
Desks  
Meeting Essentials  
Personal Organization  
Ergonomics  
High Density Storage  
Storage & Filing  
Facilities  
Technology Furniture  
Art & Engineering



<b>Storage &amp; Filing</b>	<b>Page</b>
Mobile File Carts .....	338-341
Wire Mobile File Carts.....	338
Scoot™ Steel Utility Cart .....	338
Mobile Carts .....	338
Mesh Mobile File Carts .....	339
Steel Tub Files .....	339
Scoot™ Mobile Carts .....	340
Jazz™ Mobile File Cart.....	340
Wire Mobile File Cart .....	340
Impromptu® Mobile File Cart.....	340
Impromptu® Mobile Storage Cart .....	341
Steel Mobile File Carts .....	341
Steel Mini Pedestals .....	341
Onyx™ Mesh Mobile File Carts.....	341

<b>Facilities</b>	<b>Page</b>
Reflections by Safco® .....	342
Reflections by Safco® Dome Top & Square Receptacles.....	342
Open Top Receptacles .....	342
Black Speckle Waste Receptacles – Push & Open Top .....	343
Push Top Receptacle.....	343
Nook™ Waste Receptacles.....	343
Step-On Receptacles – Dome, Ellipse & Square.....	344
Plastic Step-On Receptacles .....	345
Stainless Step-On Receptacles .....	345
Step-On Shutter Can Receptacles .....	345
Dome Top Receptacles .....	345
Canmeleon™ Indoor/Outdoor Series Waste Receptacles.....	346
Canmeleon™ Pentagon Indoor/Outdoor Series Receptacles.....	346
Evos™ Series Indoor/Outdoor Steel Receptacles.....	347
Onyx™ Steel Mesh Waste Receptacle .....	347
Waste Receptacles .....	347
Smoker Receptacles .....	347
Corrugated Waste Receptacle .....	347
At-Your-Disposal® Waste Receptacles .....	347
Half Round Waste Receptacle .....	347
Wood Waste Receptacle with Tray Holder .....	348
Onyx™ Mesh Round Waste Receptacles .....	348
Checks Waste Receptacles .....	348
Bubble Round Waste Receptacles .....	348
Square & Rectangular Waste Receptacles .....	348
Recycling Centers.....	349
Recycling Receptacles .....	349
At-Your-Disposal® Recycling Centers .....	349
Public Square® Recycling Receptacles.....	350
Trifecta® Waste Receptacles .....	350
Mixx™ Recycling Center .....	351
Steel Lockers .....	351
Steel Storage Cabinets .....	352
Archival & Boltless Shelving.....	352
Industrial Wire Shelving .....	353
Commercial Wire Shelving .....	353
Steel Shelving – Commercial & Industrial .....	354
Plastic Panel Bins .....	354
Onyx™ Mesh Fold-Up Shelving.....	354
Hand Trucks.....	355
Economy Hand Trucks .....	355
Platform Trucks .....	356
Mailroom Carts .....	356
Mailroom Sorters & Tables .....	357

<b>Facilities</b>	<b>Page</b>
Mailflow Systems® .....	358-369
Mailflow Systems® Specialized Sorters .....	370
Mailflow Systems® Shelves, Shelf Support & Accessories.....	371-373
Mailflow Systems® Tables, Storage Tables & Consoles .....	374-376
Mailflow Systems® Accessory Platforms & Dump Rails .....	377
Mailflow Systems® Meter Machine Workstations .....	378
Mailflow Systems® Build-Your-Own Shipping Workstations.....	379
Mailflow-to-Go™ Tables, Sorters & Cabinets .....	380-381

<b>Technology Furniture</b>	<b>Page</b>
Techworks® Technical Furniture Typicals .....	382-383
Techworks® Benches .....	384-387
Techworks® Organizer Frames .....	388
Techworks® Shelves .....	389-390
Techworks® Tables .....	391
Techworks® Accessories.....	392-395
Techworks® Whiteboards & Fabric Screens .....	396-397
Techworks® Storage Center.....	398
Techworks® Storage Center – Components .....	399-401
Techworks® Storage Center Typicals .....	402
Maytrix® LAN Racking System .....	403-406
Maytrix® LAN Racking System – Components & Accessories..	407-408
S/E Cabinet.....	409

<b>Art &amp; Engineering</b>	<b>Page</b>
Ranger® 4-Post Drawing Tables.....	410
Ranger® Split-Top Project Table.....	411
Ranger® Team Tables.....	412
Futur-Matic® Drawing Tables .....	412
Drafting Tables .....	413
Straightedges .....	414
Vertical Hanging Files.....	415
Hamilton Unit Systems – Flat Files .....	416
Steel Flat Files – 5 & 10 Drawer.....	417
Flat File Accessories .....	417
Flat Files – 5 & 10 Drawer – Designer Colors.....	418-419
MasterFile 2 –High Density Vertical Storage .....	419
Facil Flat Files – 5 Drawer .....	420
Economy Art Storage.....	420
Roll Filing Systems .....	421-422
Media Storage .....	422

CSL (Customer Specified Laminate)	
CSL Policy / CSL Order Form .....	192

LAMINATES	Cherry	Gray Steel	Mahogany	Maple	Mocha	Sand Dune	Southern Tobacco	Stone Gray	Textured Brown Sugar	Textured Driftwood	Textured Mocha	Textured Sea Salt	White Ash
Aberdeen	LCR	LGS		LMA	LDC								
Medina		LGS	LMH		LDC				TBS			TSS	
Mirella						SDD	STO	SGY					WAH
Sterling									TBS	TDW	TDC		
VEENEERS	Bourbon Cherry	Charcoal	Espresso	Mahogany	Medium Cherry	Sierra Cherry							
Mira			ESP		MC								
Napoli		CGR		MAH		CRY							
Sorrento	SCR		ESP										
Corsica Conference Tables				MAH		CRY							

## Aberdeen® Laminate Series

Aberdeen provides exceptional abrasion and stain resistance along with technology and cable friendly components.

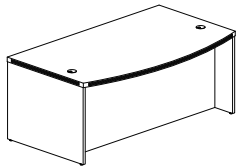
**Laminate Options:** Cherry-LCR, Mocha-LDC, Maple-LMA and Gray Steel-LGS.

**CARB Compliant:** Aberdeen's core materials comply with Phase 2 of CARB's formaldehyde emission limits of composite wood materials.

- Horizontal surfaces feature fluted 3 MM PVC edge

- Recommended under-cabinet LED Task Light is model EZDP. Other LED Task/Desk lighting is available in the Ergonomics section page 276

### BOW FRONT DESK

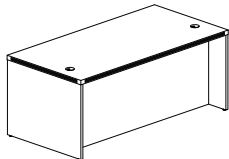


- 1½" thick work surface
- Full-height, vertical grain, modesty panel included

- Modesty panel is recessed 14½" at center
- Two grommets in surface, standard

Model No.	Description	Dimensions	Weight	List Price
ABD7242	72" Bowfront Desk	72"W x 42"D x 29½"H	233	955.00
ABD6642	66" Bowfront Desk	66"W x 42"D x 29½"H	220	908.00

### CONFERENCE FRONT DESK

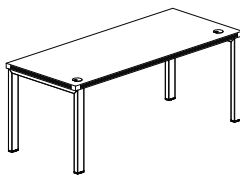


- 1½" thick work surface
- Modesty panel is recessed 8½" at center

- Full-height, vertical grain, modesty panel included
- Two grommets in surface, standard

Model No.	Description	Dimensions	Weight	List Price
ARD7236	72" Rectangular Conference Desk	72"W x 36"D x 29½"H	215	828.00

### TABLE DESK

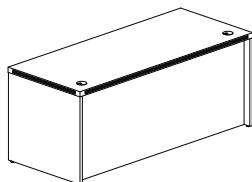


- Silver Base
- Not available in Maple

- Standard with two grommet holes for cable management

Model No.	Description	Dimensions	List Price
ABTD572	Table Desk with Straight Top	72"W x 30"D x 29½"H	861.00
ABTD566	Table Desk with Straight Top	66"W x 30"D x 29½"H	849.00
ABTD560	Table Desk with Straight Top	60"W x 30"D x 29½"H	835.00

### STRAIGHT FRONT DESK

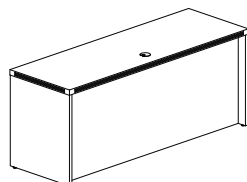


- 1½" thick work surface
- Full-height, vertical grain, modesty panel included
- Modesty panel is recessed 2½"

- Two grommets in surface, standard
- Center drawer will not work with 60" Desk and two pedestals or Desk and return / bridge

Model No.	Description	Dimensions	Weight	List Price
ARD7230	72" Rectangular Desk	72"W x 30"D x 29½"H	188	765.00
ARD6630	66" Rectangular Desk	66"W x 30"D x 29½"H	177	715.00
ARD6030	60" Rectangular Desk	60"W x 30"D x 29½"H	167	668.00

### CREDENZA



- 1½" thick work surface
- One grommet in surface, standard
- Full-height, vertical grain, modesty panel included

- Mouse hole in modesty panel for cable pass through
- Modesty panel is recessed 3" for outlet clearance

Model No.	Description	Dimensions	Weight	List Price
ACD7224	72" Credenza	72"W x 24"D x 29½"H	160	668.00
ACD6624	66" Credenza	66"W x 24"D x 29½"H	151	636.00
ACD6024	60" Credenza	60"W x 24"D x 29½"H	142	604.00



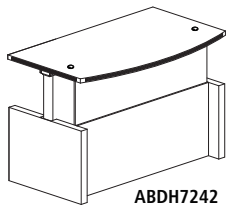
These products are subject to California Proposition 65. Please visit the product detail page on our website for specific information.

# Aberdeen® Laminate Series

- Adjusts easily from 29½" - 49¼"
- Surfaces are abrasion and stain resistant for durability
- Includes built-in Brushed Nickel grommets to connect to power with ease
- All pieces feature durable 1½" thick work surfaces, with a distinctive fluted edge and vertical grain modesty panels
- Pieces coordinate with Aberdeen® Desking, Conference and Reception Furniture
- Drive System 110V, 60Hz AC input 120V DC motor draws a maximum of 3

- amps for quick and easy movement
- Moves at a speed of ¾" per second for quick adjustment
- Control Switch has simple Up/Down Buttons; sold as standard for ease of reconfiguration
- Dual motor system base
- Hidden Modesty Panel will rise as the Desk rises
- **Laminate Options:** Cherry-LCR, Gray Steel-LGS, Mocha-LDC, Maple-LMA

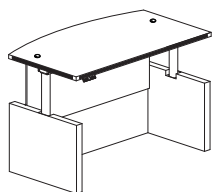
## Aberdeen Height-Adjustable Bow Front Desk



- Dual motor base
- Hidden Modesty Panel will rise as the Desk rises

Model No.	Description	Dimensions	Weight	List Price
ABDH7242	72" Bow Front Desk with Base	72"W x 42"D x 29½" - 49¼"H	317	2,187.00
ABDH6642	66" Bow Front Desk with Base	66"W x 42"D x 29½" - 49¼"H	306	2,155.00

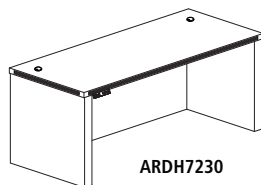
## Aberdeen Height-Adjustable Conference Front Desk



- Dual motor base
- Hidden Modesty Panel will rise as the Desk rises

Model No.	Description	Dimensions	Weight	List Price
ARDH7236	72" Conference Front Desk with Base	72"W x 36"D x 29½" - 49¼"H	310	2,082.00

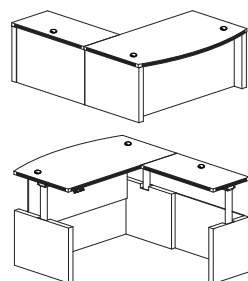
## Aberdeen Height-Adjustable Straight Front Desk



- Dual motor base
- Hidden Modesty Panel will rise as the Desk rises

Model No.	Description	Dimensions	Weight	List Price
ARDH7230	72" Straight Front Desk with Base	72"W x 30"D x 29½" - 49¼"H	286	2,041.00
ARDH6630	66" Straight Front Desk with Base	66"W x 30"D x 29½" - 49¼"H	280	2,009.00
ARDH6030	60" Straight Front Desk with Base	60"W x 30"D x 29½" - 49¼"H	268	1,978.00

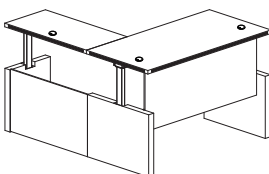
## Aberdeen Height-Adjustable Bow Front Desk with Return



- Dual motor system base
- Hidden Modesty Panel will rise as the Desk rises
- No hidden modesty panel on the return
- Return is 20" deep

Model No.	Description	Dimensions	Weight	List Price
AT56	72 x 42" Bow Front Desk with Return with Base	72"W x 90" D x 29½" - 49¼"H	434	3,124.00
AT57	66 x 42" Bow Front Desk with Return with Base	66"W x 90" D x 29½" - 49¼"H	423	3,093.00

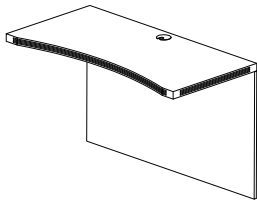
## Aberdeen Height-Adjustable Straight Front Desk with Return



- Dual motor base
- Hidden Modesty Panel will rise as the Desk rises
- No hidden modesty panel on the return
- Return is 20" deep

Model No.	Description	Dimensions	Weight	List Price
AT58	72 x 36" Straight Front Desk with Return and Base	72"W x 84" D x 29½" - 49¼"H	427	3,020.00
AT59	72 x 30" Straight Front Desk with Return and Base	72"W x 78" D x 29½" - 49¼"H	403	2,978.00
AT60	66 x 30" Straight Front Desk with Return and Base	66"W x 78" D x 29½" - 49¼"H	397	2,947.00
AT61	60 x 30" Straight Front Desk with Return and Base	60"W x 78" D x 29½" - 49¼"H	385	2,916.00

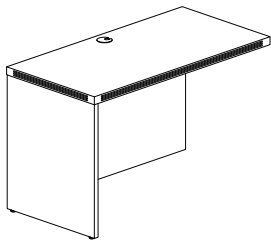
**BRIDGE**  



- Universal mounting to right or left side of Desk
- Not free-standing. Requires connection to Credenza and Desk
- 1½" thick work surface
- Full-height, vertical grain modesty panel included
- Modesty panel is flush against Bridge
- One grommet in surface, standard
- Mouse hole in modesty panel for cable pass through

Model No.	Description	Dimensions	Weight	List Price
ACB4824	48" Curved Bridge	48"W x 24"D x 29½"H	74	387.00
ACB4224	42" Curved Bridge	42"W x 24"D x 29½"H	63	347.00

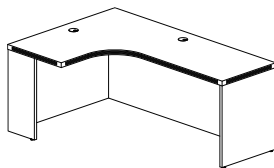
**RETURN**  



- Returns are non-handed
- Not free-standing. Requires connection to Credenza, Desk or Extended corner
- Mouse hole in modesty panel for cable pass through
- Modesty panel is flush against Return
- One grommet in surface, standard
- 1½" thick work surface
- Full-height, vertical grain modesty panel included

Model No.	Description	Dimensions	Weight	List Price
AR4824	48" Return	48"W x 24"D x 29½"H	105	477.00
AR4224	42" Return	42"W x 24"D x 29½"H	96	430.00
AR3624	36" Return	36"W x 24"D x 29½"H	87	397.00

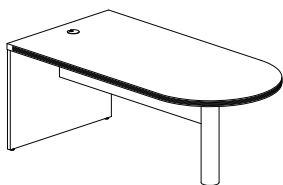
**EXTENDED CORNER**  



- 1½" thick work surface
- Full-height, vertical grain, modesty panel included
- Modesty panel is recessed 3" for outlet clearance on Desk side and flush on return side
- Two grommets in surface, standard
- Mouse hole in modesty panel (Desk side) for cable pass through

Model No.	Description	Dimensions	Weight	List Price
AEC72L	72" Left Extended Corner Table	72"W x 48"D x 24"D Return	218	1,067.00
AEC72R	72" Right Extended Corner Table	72"W x 48"D x 24"D Return	218	1,067.00

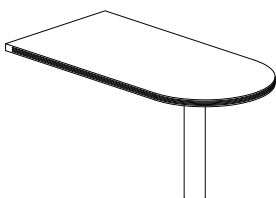
**FREESTANDING PENINSULA DESK**  



- 1½" thick work surface
- Modesty panel is 12"H
- One grommet in surface, standard
- Mouse hole in modesty panel for cable pass through
- Does not accommodate a center drawer

Model No.	Description	Dimensions	Weight	List Price
APT7236	72" Freestanding Peninsula	72"W x 36"D x 29½"H	172	921.00

**PENINSULA RETURN**  



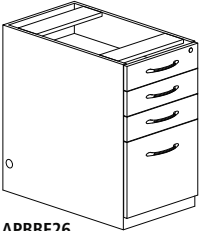
- Not free-standing. Requires connection to Credenza or Desk
- No grommet
- No modesty panel

Model No.	Description	Dimensions	Weight	List Price
APR6030	60" Peninsula Return	60"W x 30"D x 29½"H	80	630.00

## PEDESTAL FILE FOR DESK



APBF26

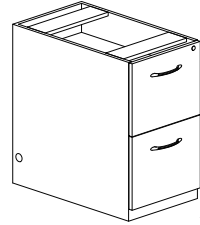


APBBF26

- Pedestals have integrated cable management access at top and bottom of Pedestals
- Pedestal tops are unfinished. Must be attached to underside
- Feature dual-purpose pencil drawers for storing supplies or laptops

- All locks are keyed alike. Lock cores are removable for keying suites individually
- Curved metal pulls with Brushed Nickel finish
- File drawers accommodate letter- or legal-size hanging file folders
- Pedestals ship fully assembled

Model No.	Description	Dimensions	Weight	List Price
APBF26	Suspended Desk Pencil/Box/File Pedestal	15¼"W x 26½"D x 22½"H	76	524.00
APBBF26	Desk Pencil/Box/Box/File Pedestal	15¼"W x 26½"D x 27½"H	90	715.00
AFF26	Desk File/File Pedestal	15¼"W x 26½"D x 27½"H	86	684.00

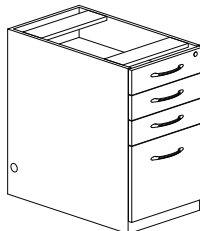


AFF26

## PEDESTAL FILE FOR CREDENZA/RETURN/EXTENDED CORNER



APBF20

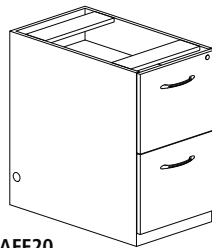


APBBF20

- Pedestals have integrated cable management access at top and bottom of ped
- Ped tops are unfinished. Must be attached to underside of surface
- Feature dual-purpose pencil drawers for storing supplies or laptops
- All locks are keyed alike. Lock cores are removable for keying suites individually


- Mobile kit contains 1" thick surface and five (5) casters to be used for APBF20 only
- Curved metal pulls with Brushed Nickel finish
- File drawers accommodate letter or legal size hanging file folders
- Pedestals ship fully assembled

Model No.	Description	Dimensions	Weight	List Price
APBF20	Suspended Credenza Pencil/Box/File Pedestal	15¼"W x 20"D x 22½"H	66	471.00
APBBF20	Credenza Pencil/Box/Box/File Pedestal	15¼"W x 20"D x 27½"H	75	636.00
AFF20	Credenza File/File Pedestal	15¼"W x 20"D x 27½"H	74	604.00
AMK20	Mobile Kit		14	158.00



AFF20

## LATERAL FILE FOR CREDENZA/RETURN/EXTENDED CORNER




- Credenza Laterals slide easily under any surface
- Credenza Lateral top is unfinished
- Drawers can support up to 2 lbs. per inch

- Curved metal pulls with Brushed Nickel finish
- All locks are keyed alike. Lock cores are removable for keying suites individually

Model No.	Description	Dimensions	Weight	List Price
ACLF36	36" Credenza Lateral File	36"W x 20"D x 27½"H	126	875.00

## FREESTANDING LATERAL FILE



- 1⅝" surface allows it to be used alone or next to any Credenza or Return
- Drawers can support up to 2 lbs. per inch
- Drawers can be configured for front-to-back or side-to-side filing

- Curved metal pulls with Brushed Nickel finish
- All locks are keyed alike. Lock cores are removable for keying suites individually

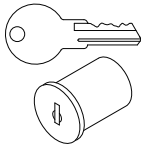
Model No.	Description	Dimensions	Weight	List Price
AFLF30	30" Freestanding Lateral File	30"W x 24"D x 29½"H	201	1,033.00
AFLF36	36" Freestanding Lateral File	36"W x 24"D x 29½"H	240	1,114.00



REPLACEMENT LOCK CORES

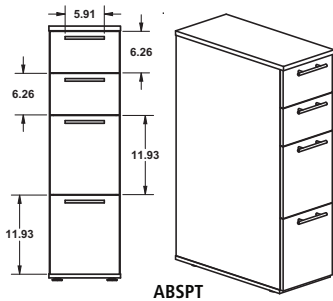


- Allows pedestals and laterals to be keyed uniquely for up to fifteen different workstations
- Master key available
- Must purchase a core removal tool to change locks cores

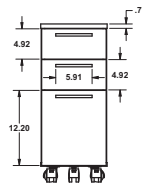


Model No.	Description	Weight	List Price
REALCC0311 through REALCC0325	Replacement Core with Keys, Silver	1	24.00
REALCRK	Core Removal Tool	1	24.00
REALCMK	Master Key	1	24.00

SKINNY PEDESTAL

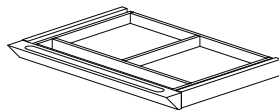


Model No.	Description	Dimensions	Weight	List Price
ABSP	Skinny Pedestal	10¼" W x 23" D x 24½" H	53	360.00
ABSPT	Skinny Pedestal (Tall)	10¼" W x 23" D x 38½" H	86	467.00



- Front 3 casters are 2" high locking casters
- Available in Aberdeen® laminate colors

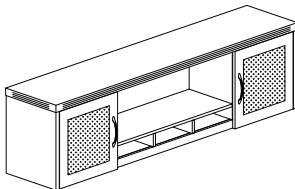
CENTER DRAWER



- Can be used under any work surface (except APT7236 Peninsula Desk)
- Solid wood frame construction
- Drawer operates smoothly on full-extension ball bearing suspension
- Available in Graphite with Black drawer front only

Model No.	Dimensions	Weight	List Price
ACD	25" W x 18" D x 2" H Assembled	13	191.00
ACDS	25" W x 14" D x 2" H Use with Height-Adjustable Desks 30" D or larger	13	179.00
ACDS30	25" W x 12½" D x 2" H Use with 30" D Height-Adjustable Desks	13	189.00

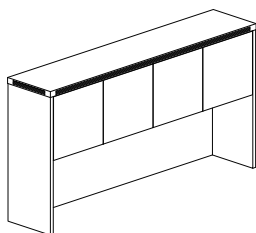
WALL MOUNT HUTCH



- Two textured glass doors, central opening and pigeon hole slots
- Central opening sized for binder storage
- Wall mounting brackets included
- Curved metal pulls with Brushed Nickel finish
- 150 lb. weight capacity

Model No.	Description	Dimensions	Weight	List Price
AWG72	72" Wall Mount Hutch	72" W x 15" D x 19⅝" H	121	783.00

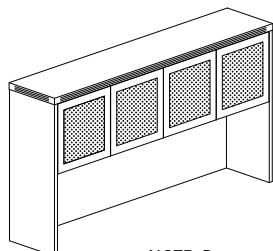
HUTCH WITH WOOD DOORS



- Features four cabinet styled doors with self-closing hinges
- Back panel features two cable grommets
- 21½" clearance between work surface and bottom of shelf
- Accepts optional Fabric Tack Panel and Task Light

Model No.	Description	Dimensions	Weight	List Price
AHW72	72" Hutch with Wood Doors	72" W x 15" D x 39⅝" H	142	796.00
AHW66	66" Hutch with Wood Doors	66" W x 15" D x 39⅝" H	134	747.00
AHW60	60" Hutch with Wood Doors	60" W x 15" D x 39⅝" H	126	699.00

HUTCH WITH GLASS DOORS



- Glass is tempered for safety and durability
- Features four cabinet styled doors with self-closing hinges
- Back panel features two cable grommets
- 21½" clearance between work surface and bottom of shelf
- Accepts optional Fabric Tack Panel and Task Light

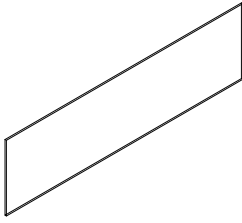
Model No.	Description	Dimensions	Weight	List Price
AHG72	72" Hutch with Glass Doors	72" W x 15" D x 39⅝" H	142	1,114.00

NOTE: Recommended under-cabinet LED Task Light is model EZDP. Other LED Task/Desk lighting is available in the Ergonomics section page 288-289.



These products are subject to California Proposition 65. Please visit the product detail page on our website for specific information.

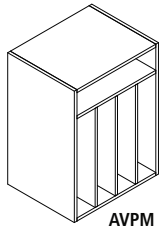
## HUTCH TACK PANEL



- Attaches to Hutch back panel using adhesive tape
- Allows for access to the Hutch's grommet for cable management
- Available in Black fabric only

Model No.	Description	Dimensions	Weight	List Price
<b>AFTP72</b>	72" Fabric Tack Panel	69¾" W x ½" D x 19¼" H	6	222.00
<b>AFTP66</b>	66" Fabric Tack Panel	63¾" W x ½" D x 19¼" H	6	191.00
<b>AFTP60</b>	60" Fabric Tack Panel	57¾" W x ½" D x 19¼" H	5	173.00

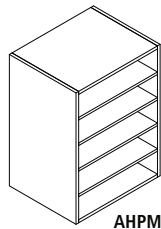
## PAPER MANAGEMENT ORGANIZERS



AVPM

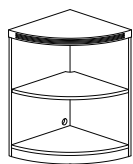
- Can accommodate legal-sized documents
- Sized to fit under Hutch

Model No.	Description	Dimensions	Weight	List Price
<b>AVPM</b>	Vertical Paper Management	15" W x 11¾" D x 20¼" H	31	222.00
<b>AHPM</b>	Horizontal Paper Management	15" W x 11¾" D x 20¼" H	32	222.00



AHPM

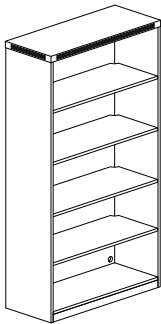
## BOOKCASES



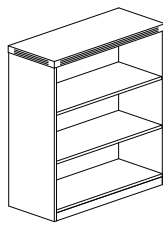
ABQ2

- Shelves are adjustable on 1¼" increments with 5" of total adjustment
- Shelves contain corner mouse holes for vertical cable management
- Back panel provides grommet for wall access
- Quarter Round Bookcase shelf support 25. lbs per shelf
- Standard Bookcases support 75 lbs. per shelf, evenly distributed

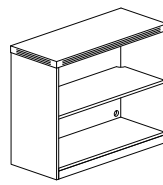
Model No.	Description	Dimensions	Weight	List Price
<b>AB5S36</b>	5 Shelf Bookcase (1 fixed shelf)	36" W x 12" D x 68¾" H	175	747.00
<b>AB3S36</b>	3 Shelf Bookcase	36" W x 12" D x 39⅞" H	117	621.00
<b>AB2S36</b>	2 Shelf Bookcase	36" W x 12" D x 29½" H	93	509.00
<b>ABQ2</b>	2 Shelf Quarter Round (1 fixed shelf)	18" W x 18" D x 29½" H	80	317.00



AB5S36




AB3S36



AB2S36



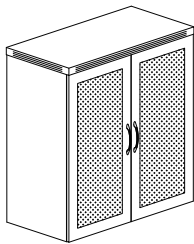
**PERSONAL STORAGE TOWER**



- Includes 7¾" wardrobe section with a hanging rod and four adjustable shelves
- Storage section includes two adjustable shelves on 1¼" increments with a total of 5" of adjustment
- File section includes two file drawers
- Curved metal pulls with Brushed Nickel finish. Additional pull options available
- Ships in two cartons

Model No.	Description	Dimensions	Weight	List Price
APST	Personal Storage Tower	24"W x 24"D x 68¾"H	248	1,274.00

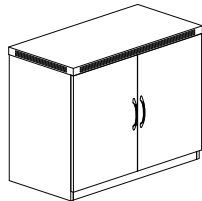
**GLASS DISPLAY CABINET**



- Glass is tempered for safety and durability
- Two (2) adjustable shelves on 1¼" increments with a total of 5" of adjustment
- Curved metal pulls with Brushed Nickel finish. Additional pull options available
- Grommet in back panel for wall access
- Mouse hole in shelf to permit vertical routing of cables

Model No.	Description	Dimensions	Weight	List Price
AGDC	Glass Display Cabinet	36"W x 18"D x 39¾"H	135	1,033.00

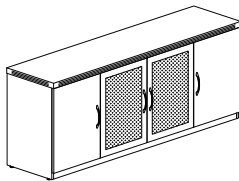
**STORAGE CABINET**



- Self-closing hinged doors
- One shelf adjustable on 1¼" increments with a total of 5" of adjustment
- Shelf contains corner mouse hole for vertical cable management
- Mouse hole in back panel for wall access
- Curved metal pulls with Brushed Nickel finish. Additional pull options available

Model No.	Description	Dimensions	Weight	List Price
ASC	Storage Cabinet	36"W x 18"D x 29½"H	132	796.00

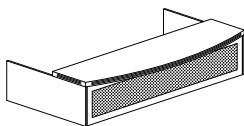
**LOW WALL CABINET**



- Self-closing hinged doors
- One shelf per compartment adjustable on 1¼" increments with a total of 5" of adjustment. (3 shelves total)
- Shelves contain corner mouse hole for vertical cable management
- Mouse hole in back panel for wall access
- Curved metal pulls with Brushed Nickel finish standard. Additional pull options available

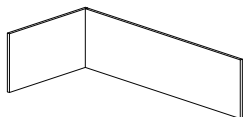
Model No.	Description	Dimensions	Weight	List Price
ALC	Low Wall Cabinet	72"W x 18"D x 29½"H	173	1,433.00

**RECEPTION ACCESSORIES**



- For main reception Desk. To be used on ARD7236 page 11
- Textured glass front panel
- 1½" thick bow front transaction counter. 6" overhang

Model No.	Description	Dimensions	Weight	List Price
ARDTC	72" Reception Transaction Counter	72"W x 42"D x 15½"H	113	747.00



- To be used on top of Desk return AR4824
- Reception screen is symmetrical and non-handed

Model No.	Description	Dimensions	Weight	List Price
ARRS	48" Reception Return Screen	48"W x 24"D x 14"H	28	252.00

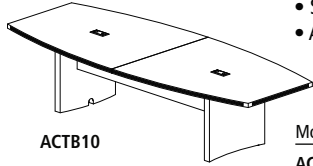
Office Suites  
Seating  
Tables  
Desks  
Meeting Essentials  
Personal Organization  
Ergonomics  
High Density Storage  
Storage & Filing  
Facilities  
Technology Furniture  
Art & Engineering



CONFERENCE TABLES



- 1½" thick work surface
- Surfaces feature hollow core construction
- Boat-shaped conference tables standard with two grommets (6' has one centered grommet, 18' has 3 grommets)
- Boat-shaped conference tables accept power module for power and data access
- Round conference tables have one round grommet
- Conference table legs have cable chimney for concealed cable management from surface to floor
- Tops larger than 96" have multi-piece top surfaces connected via steel cam post and steel connecting plates
- Large conference tables ship in multiple cartons
- Structural modesty panel conceals horizontal cable management
- ACTB18 not available in Gray Steel

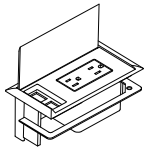



ACTB10



ACTR42

Model No.	Description	Dimensions	Weight	List Price
ACTB18	18' Conference Table, Boat Top	216"W x 48"D x 29½"H	650	3,793.00
ACTB12	12' Conference Table, Boat Top	144"W x 48"D x 29½"H	500	2,203.00
ACTB10	10' Conference Table, Boat Top	120"W x 48"D x 29½"H	416	1,844.00
ACTB8	8' Conference Table, Boat Top	96"W x 48"D x 29½"H	344	1,524.00
ACTB6	6' Conference Table, Boat Top	72"W x 36"D x 29½"H	233	1,051.00
ACTR42	42" Round Conference Table	42"Dia x 29½"H	105	742.00




Model No.	Description	List Price
SPM	 6¼"W x 4"D x 1½"H Optional Power Module, UL Listed [includes RJ11-Cat 3 coupler (phone) and RJ45 coupler (data)] – 6' power cord	315.00

CONFERENCE ACCESSORIES

VISUAL PRESENTATION BOARD



- White dry-erase board in center panel that features magnetic, non-ghosting surface
- Marker board can be used for projection
- Sculpted lower tray holds markers, erasers, etc.
- Inside face of doors covered in tackable Black fabric
- Wall mounting brackets included

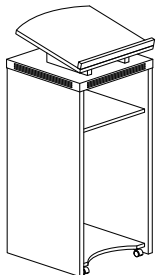


Model No.	Description	Dimensions	Weight	List Price
AVPB	Visual Presentation Board	48"W x 2¾"D x 48"H	80	986.00

LECTERN



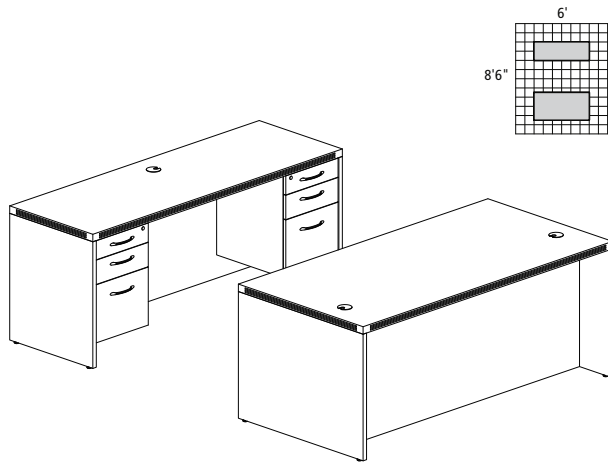
- One fixed shelf
- Four casters concealed in lectern base, non-locking
- Angled stand has stop to prevent papers from sliding
- Top surface has a grommet for cable pass-through



Model No.	Description	Dimensions	Weight	List Price
ALCT	Lectern	18"W x 18"D x 44"H	78	572.00



• Order complete suites using "AT\_\_" models.

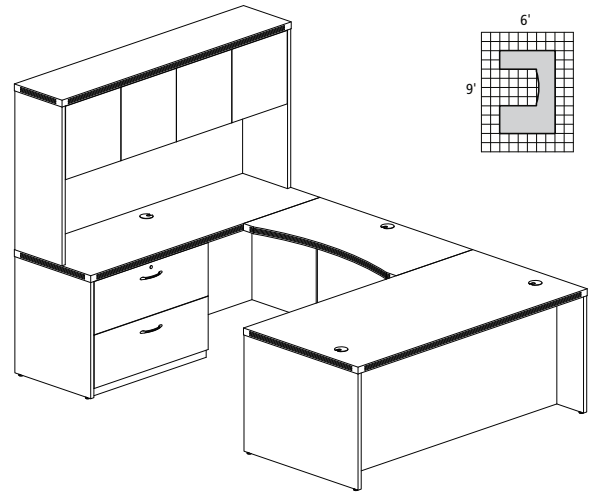


**ABERDEEN TYPICAL #1**

Consists of:

QTY.	MODEL NO.	DESCRIPTION	LIST PRICE EACH
1	ARD7236	Rectangular Conference Desk 72 x 36"	828.00
1	ACD7224	Credenza 72 x 24"	668.00
2	APBF26	Suspended Desk Pencil/Box/File Pedestal	524.00
2	APBF20	Suspended Credenza Pencil/Box/File Pedestal	471.00

**AT1 3,484.00**

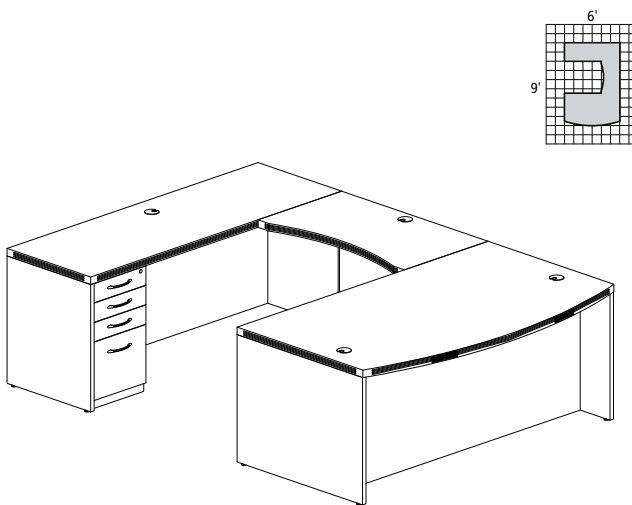


**ABERDEEN TYPICAL #2**

Consists of:

QTY.	MODEL NO.	DESCRIPTION	LIST PRICE EACH
1	ARD7236	Rectangular Conference Desk 72 x 36"	828.00
1	ACD7224	Credenza 72 x 24"	668.00
1	ACB4824	Contour Bridge 48 x 24"	411.00
1	APBF26	Suspended Desk Pencil/Box/File Pedestal	524.00
1	ACLF36	Credenza Lateral File 36 x 20"	875.00
1	AHW72	Hutch with Wood Doors, 72"W	796.00

**AT2 4,101.00**

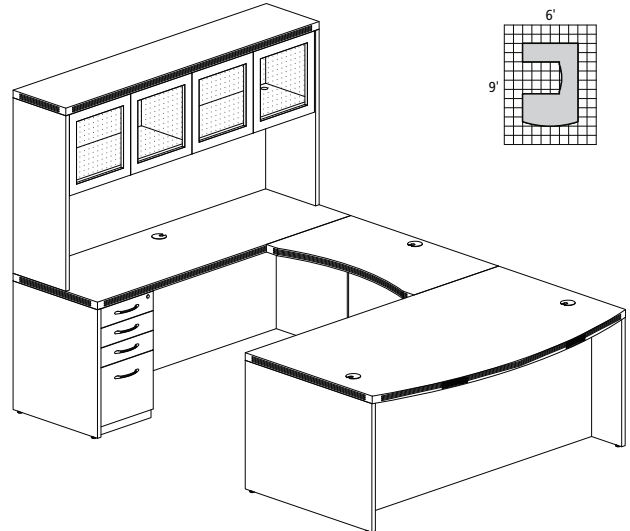


**ABERDEEN TYPICAL #3**

Consists of:

QTY.	MODEL NO.	DESCRIPTION	LIST PRICE EACH
1	ABD7242	Bowfront Desk, 72 x 42"	955.00
1	ACD7224	Credenza, 72 x 24"	668.00
1	ACB4224	Contour Bridge, 42 x 24"	379.00
1	APBBF26	Desk Pencil/Box/Box/File Pedestal	715.00
1	APBBF20	Credenza Pencil/Box/Box/File Pedestal	636.00

**AT3 3,353.00**



**ABERDEEN TYPICAL #5**

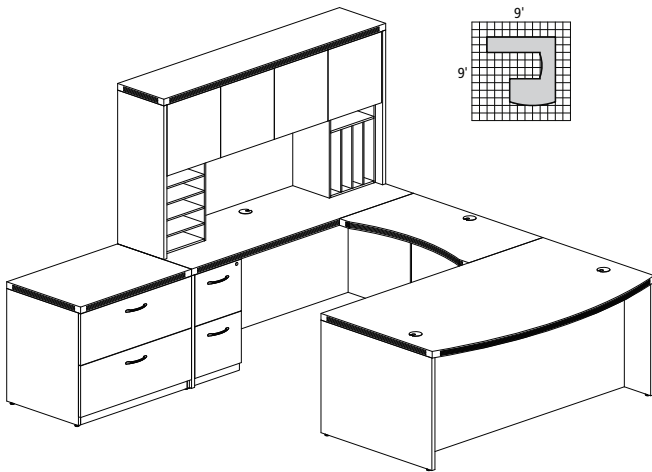
Consists of:

QTY.	MODEL NO.	DESCRIPTION	LIST PRICE EACH
1	ABD7242	Bowfront Desk, 72 x 42"	955.00
1	ACD7224	Credenza, 72 x 24"	668.00
1	ACB4224	Contour Bridge, 42 x 24"	379.00
1	APBBF26	Desk Pencil/Box/Box/File Pedestal	715.00
1	APBBF20	Credenza Pencil/Box/Box/File Pedestal	636.00
1	AHG72	Hutch with Glass Doors, 72"W	1,114.00

**AT5 4,467.00**

# Aberdeen® Laminate Series Typicals

• Order complete suites using "AT\_" models.

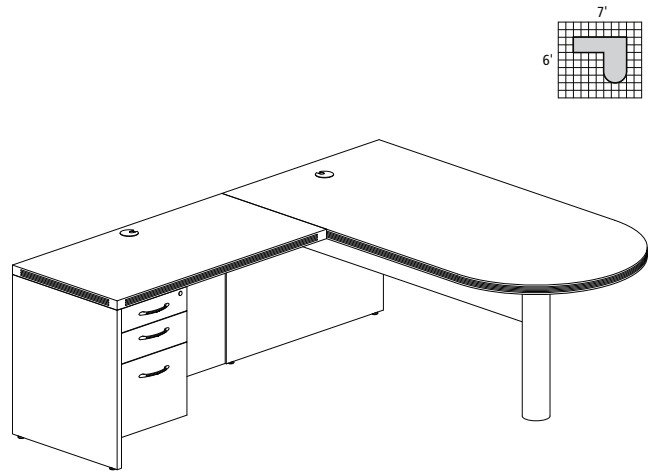


**ABERDEEN TYPICAL #10**

Consists of:

QTY.	MODEL NO.	DESCRIPTION	LIST PRICE EACH
1	ABD7242	Bowfront Desk, 72 x 42"	955.00
1	ACB4224	Contour Bridge, 42 x 24"	379.00
1	ACD7224	Credenza, 72 x 24"	668.00
1	APBBF26	Desk Pencil/Box/Box/File Pedestal	715.00
1	AFF20	Credenza File/File Pedestal	604.00
1	AFLF36	Freestanding Lateral File, 36 x 24"	1,114.00
1	AHW72	Hutch with Wood Doors, 72"W	796.00
1	AHPM	Horizontal Paper Management	222.00
1	AVPM	Vertical Paper Management	222.00

**AT10 5,675.00**

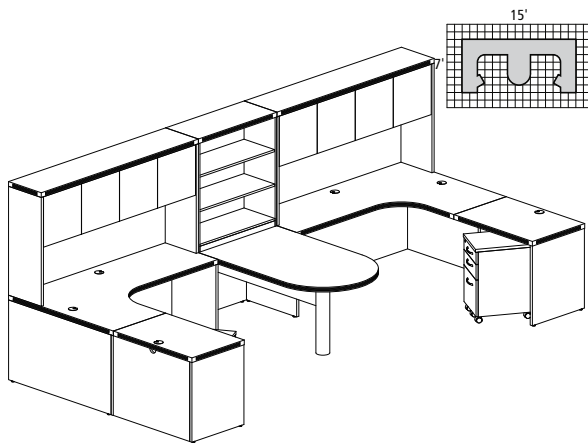


**ABERDEEN TYPICAL #11**

Consists of:

QTY.	MODEL NO.	DESCRIPTION	LIST PRICE EACH
1	APT7236	Freestanding Peninsula, 72 x 36"	921.00
1	AR4824	Return, 48 x 24"	477.00
1	APBF20	Suspended Credenza Pencil/Box/File Pedestal	471.00

**AT11 1,869.00**

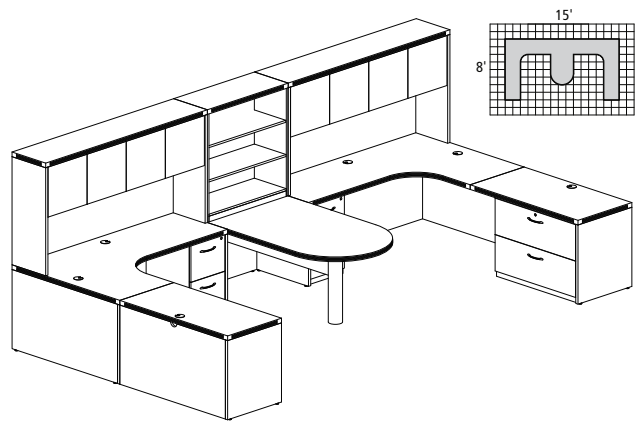


**ABERDEEN TYPICAL #17**

Consists of:

QTY.	MODEL NO.	DESCRIPTION	LIST PRICE EACH
1	APT7236	Freestanding Peninsula, 72 x 36"	921.00
1	AEC72R	Extended Corner, Right, 72 x 48"	1,067.00
1	AEC72L	Extended Corner, Left, 72 x 48"	1,067.00
2	AR3624	Return, 36 x 24"	397.00
2	APBF20	Suspended Credenza Pencil/Box/File Pedestal	471.00
2	AMK20	Mobile Kit for Suspended Credenza Pedestal	158.00
2	AHW72	Hutch with Wood Doors, 72"W	796.00
1	AB3536	3 Shelf Bookcase	621.00

**AT17 7,320.00**



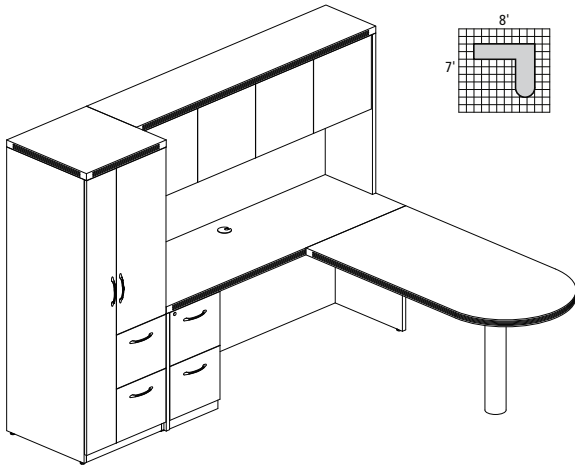
**ABERDEEN TYPICAL #18**

Consists of:

QTY.	MODEL NO.	DESCRIPTION	LIST PRICE EACH
1	APT7236	Freestanding Peninsula, 72 x 36"	921.00
1	AEC72R	Extended Corner, Right, 72 x 48"	1,067.00
1	AEC72L	Extended Corner, Left, 72 x 48"	1,067.00
2	AFTP72	72" Fabric Tack Panel	222.00
2	AR4824	Return, 48 x 24"	477.00
2	AFF20	Credenza File/File Pedestal	604.00
2	ACL36	Credenza Lateral File, 36 x 20"	875.00
2	AHW72	Hutch with Wood Doors, 72"W	796.00
1	AB3536	3 Shelf Bookcase	621.00

**AT18 9,625.00**

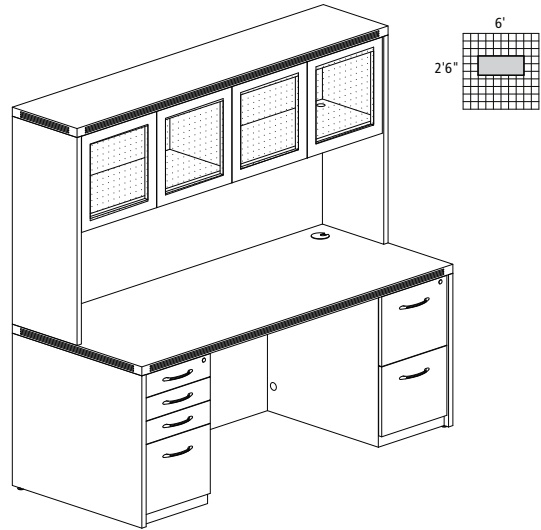
• Order complete suites using "AT\_" models.



**ABERDEEN TYPICAL #22**

Consists of:

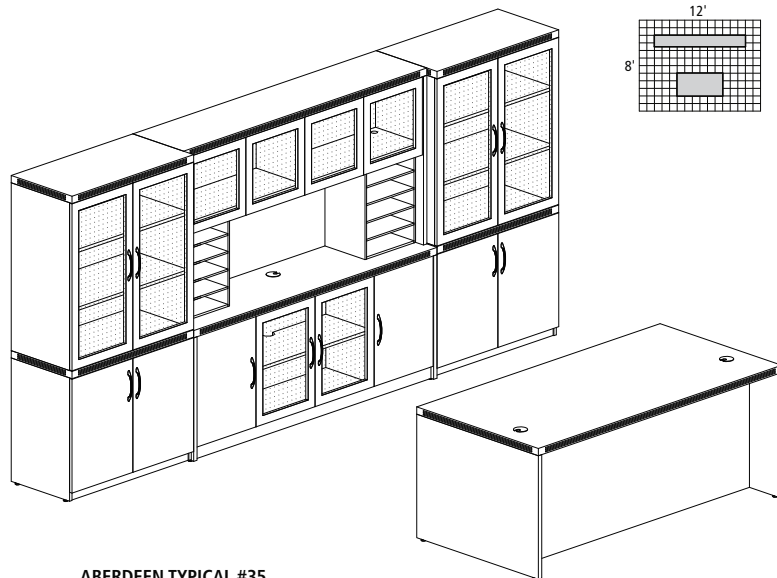
QTY.	MODEL NO.	DESCRIPTION	LIST PRICE EACH
1	APR6030	Peninsula Return, 60 x 30"	630.00
1	ACD7224	Credenza, 72 x 24"	668.00
1	AFF20	Credenza File/File Pedestal	604.00
1	APST	Personal Storage Tower	1,274.00
1	AHW72	Hutch with Wood Doors, 72"W	796.00
<b>AT22</b>			<b>3,972.00</b>



**ABERDEEN TYPICAL #34**

Consists of:

QTY.	MODEL NO.	DESCRIPTION	LIST PRICE EACH
1	ARD7230	Rectangular Desk, 72 x 30"	765.00
1	APBBF26	Desk Pencil/Box/Box/File Pedestal	715.00
1	AFF26	Desk File/File Pedestal	684.00
1	AHG72	Hutch with Glass Doors, 72"W	1,114.00
<b>AT34</b>			<b>3,278.00</b>

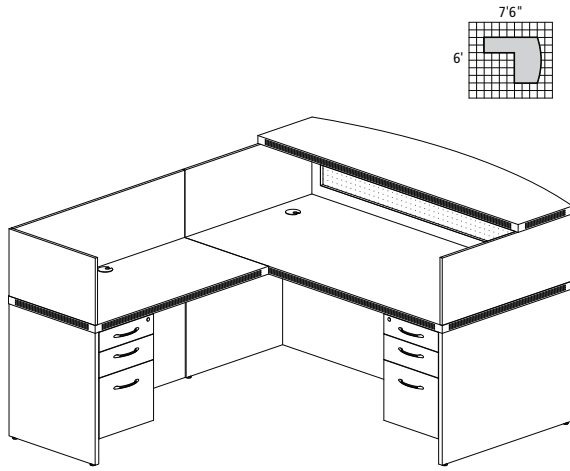


**ABERDEEN TYPICAL #35**

Consists of:

QTY.	MODEL NO.	DESCRIPTION	LIST PRICE EACH
1	ARD7236	Rectangular Conference Desk, 72 x 36"	828.00
1	APBBF26	Desk Pencil/Box/Box/File Pedestal	715.00
1	AFF26	Desk File/File Pedestal	684.00
1	ALC	Low Wall Cabinet	1,433.00
2	ASC	Storage Cabinet	796.00
2	AGDC	Glass Display Cabinet	1,033.00
1	AHG72	Hutch with Glass Doors, 72"W	1,114.00
2	AHPM	Horizontal Paper Management	222.00
<b>AT35</b>			<b>8,877.00</b>

• Order complete suites using "AT\_\_" models.

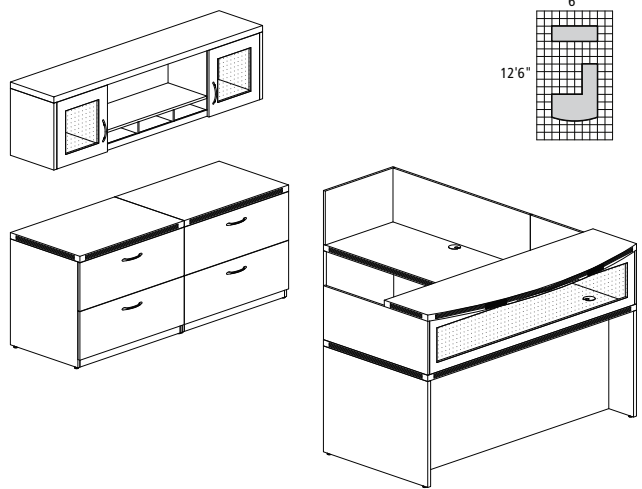


### ABERDEEN TYPICAL #36

Consists of:

QTY.	MODEL NO.	DESCRIPTION	LIST PRICE EACH
1	ARD7236	Rectangular Conference Desk, 72 x 36"	828.00
1	AR4824	Return, 48 x 24"	477.00
1	APBF20	Suspended Credenza Pencil/Box/File Pedestal	471.00
1	APBF26	Suspended Desk Pencil/Box/File Pedestal	524.00
1	ARDTC	Reception Desk Transaction Counter	747.00
1	ARRS	Reception Return Screen	252.00

**AT36 3,298.00**

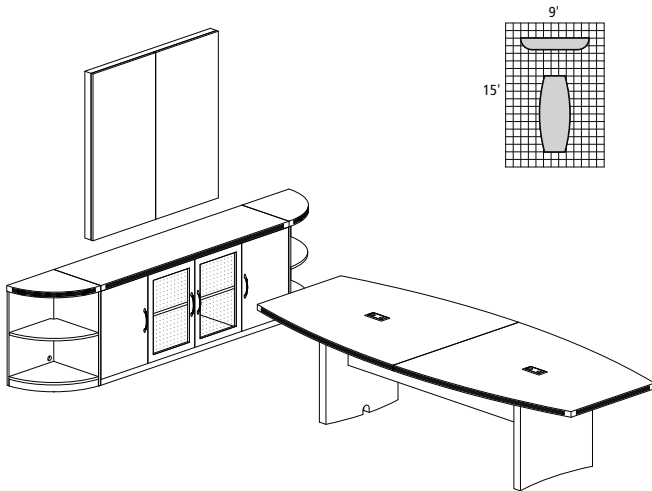


### ABERDEEN TYPICAL #37

Consists of:

QTY.	MODEL NO.	DESCRIPTION	LIST PRICE EACH
1	ARD7236	Rectangular Conference Desk, 72 x 36"	828.00
1	AR4824	Return, 48 x 24"	477.00
1	ARDTC	Reception Desk Transaction Counter	747.00
1	ARRS	Reception Return Screen	252.00
2	AFLF36	Freestanding Lateral File, 36 x 24"	1,114.00
1	AWG72	Wall Mount Hutch, 72"W	783.00

**AT37 5,314.00**

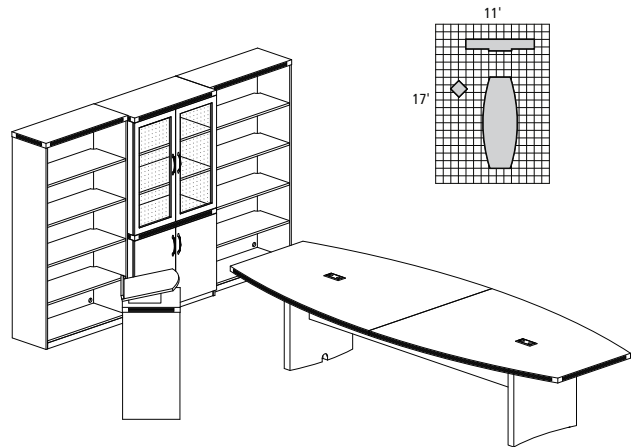


### ABERDEEN TYPICAL #39

Consists of:

QTY.	MODEL NO.	DESCRIPTION	LIST PRICE EACH
1	ACTB10	Boat Conference Table, 120 x 48"	1,844.00
1	ALC	Low Wall Cabinet	1,433.00
2	ABQ2	2 Shelf 1/4 Round	317.00
1	AVPB	Visual Presentation Board	986.00

**AT39 4,896.00**



### ABERDEEN TYPICAL #40

Consists of:

QTY.	MODEL NO.	DESCRIPTION	LIST PRICE EACH
1	ACTB12	Boat Conference Table 144 x 48"	2,203.00
1	ASC	Storage Cabinet	796.00
1	AGDC	Glass Display Cabinet	1,033.00
2	AB5536	5 Shelf Bookcase	747.00
1	ALCT	Lectern	572.00

**AT40 6,099.00**

All pedestals and legs are non-handed making specifications and installation simple with Desks featuring a full 30" of filing and/or storage space.

**Desks:** 29" H Desk-Height. Legs and modesty panels made from Cold Rolled Steel Optional storage pedestals incorporated into base to reduce redundant components. Modesty panel full height on Desks – 2/3 height on Credenza. Modesty panel can be mounted flush or with 1½" inset. All Desks come standard with leveling glides and grommets.

**Work surfaces:** 1½" High pressure laminate with PVC T-mold and 3mm edging. Grommets are 1¾" diameter.

**Peds:** Full extension ball bearing slides on all drawers, with adjustable leveling glides, pencil tray and box file divider. Locks standard and allow for lock cores to be changed. Choose Box/Box/File or File/File style. Peds support both legal and letter width files.

**Overhead:** All steel cabinet body. Contoured door for aesthetics. Doors travel up and over top of unit using ball bearing slides. Standard locks are concealed under cabinet body and are core-removable to create keyed-alike suites. 13¾" deep shelf is 20" above Desk. Options include: Soft close, tackboard and task light.

**Privacy Panels:** Hollow core privacy panels available in tackable fabric. Can be stacked or ganged. Panel heights can be combined for three levels of privacy, either 18", 27" or 36"H.

Meets or exceeds all ANSI/BIFMA standards.  
All grommets, overhead door and stackable fabric panel trim will match the work surface edging color (Black, Taupe, Warm Gray & Ice Gray).

**Laminate Storage Units:** Add e5™ Laminate Storage Cabinets, including Laminate Pedestal Drawer fronts to the existing Steel Drawers of CSII™ configuration. Storage options include a variety of storage cabinets and opening choices, wardrobes and overhead units. (See pages 67-73.) Casegoods are available in six Thermally Fused Laminates with matching HPL top choices with coordinating 3mm PVC T-mold edge banding. See chart below:

THERMALLY FUSED LAMINATE MATCHING HPL COLOR CHART			
TFL Color Name	HPL Color Name	HPL Manufacturer	HPL Number
Summer Suede	Tea Party in Boston	Pionite	PFA42
Cocoa	Alive in Memphis	Pionite	PFA45
Biltmore Cherry	Biltmore Cherry	WilsonArt	7924-60
White	Designer White	WilsonArt	D354-60
Walnut	Columbian Walnut	WilsonArt	7943-38
Raven	Raven	Nevamar	S6033T

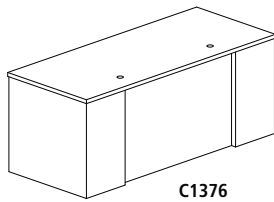
**Work surfaces available in the six e5 colors**

**TFL Laminate Colors**

- Biltmore Cherry - LCRM
- Cocoa - 5AGX
- Summer Suede - 5AGY
- White - 5AGZ
- Walnut - 5AHA
- Raven - 5AHB

**30" DEEP RECTANGULAR DESK** 

- Pedestal depth is 30"
- Choice of File/File (F/F) and/or Box/Box/File (B/B/F)
- 300 lb. capacity, evenly distributed
- Full height modesty panel included
- Two grommets in surface, standard
- Work surfaces available in the six e5 colors; see box above for details
- See page 31 for interior leg panel information

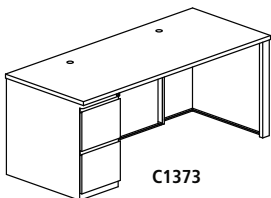


C1376

Model No.	Dimensions	Weight	List Price	No Modesty Panel (+N) List Price
C1336	48"W x 30"D x 29"H, No Pedestal	114	800.00	737.00
C1346	54"W x 30"D x 29"H, No Pedestal	119	828.00	765.00
C1356	60"W x 30"D x 29"H, No Pedestal	124	862.00	792.00
C1366	66"W x 30"D x 29"H, No Pedestal	132	909.00	832.00
C1376	72"W x 30"D x 29"H, No Pedestal	142	925.00	846.00

**30" Deep Rectangular with one Pedestal**

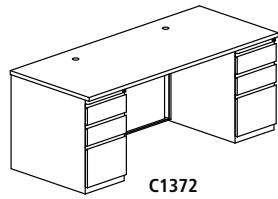
Model No.	Dimensions	Weight	List Price	No Modesty Panel (+N) List Price
C1331	48"W x 30"D x 29"H, 1 B/B/F Pedestal	157	1,333.00	1,268.00
C1341	54"W x 30"D x 29"H, 1 B/B/F Pedestal	162	1,348.00	1,286.00
C1351	60"W x 30"D x 29"H, 1 B/B/F Pedestal	167	1,396.00	1,324.00
C1361	66"W x 30"D x 29"H, 1 B/B/F Pedestal	175	1,438.00	1,360.00
C1371	72"W x 30"D x 29"H, 1 B/B/F Pedestal	185	1,453.00	1,375.00



C1373

C1333	48"W x 30"D x 29"H, 1 F/F Pedestal	157	1,333.00	1,268.00
C1343	54"W x 30"D x 29"H, 1 F/F Pedestal	162	1,348.00	1,286.00
C1353	60"W x 30"D x 29"H, 1 F/F Pedestal	167	1,396.00	1,324.00
C1363	66"W x 30"D x 29"H, 1 F/F Pedestal	175	1,438.00	1,360.00
C1373	72"W x 30"D x 29"H, 1 F/F Pedestal	185	1,453.00	1,375.00

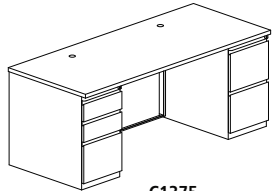
## 30" DEEP RECTANGULAR DESK



C1372

### 30" Deep Rectangular with Two Pedestals

Model No.	Dimensions	Weight	List Price	No Modesty Panel (+N) List Price
C1342	54"W x 30"D x 29"H, 2 B/B/F Pedestals	175	1,855.00	1,848.00
C1352	60"W x 30"D x 29"H, 2 B/B/F Pedestals	180	1,955.00	1,884.00
C1362	66"W x 30"D x 29"H, 2 B/B/F Pedestals	190	1,999.00	1,918.00
C1372	72"W x 30"D x 29"H, 2 B/B/F Pedestals	200	2,015.00	1,936.00
C1345	54"W x 30"D x 29"H, 1 B/B/F Pedestal, 1 F/F Pedestal	175	1,910.00	1,848.00
C1355	60"W x 30"D x 29"H, 1 B/B/F Pedestal, 1 F/F Pedestal	180	1,955.00	1,884.00
C1365	66"W x 30"D x 29"H, 1 B/B/F Pedestal, 1 F/F Pedestal	190	1,999.00	1,918.00
C1375	72"W x 30"D x 29"H, 1 B/B/F Pedestal, 1 F/F Pedestal	200	2,015.00	1,936.00
C1344	54"W x 30"D x 29"H, 2 F/F Pedestals	175	1,910.00	1,848.00
C1354	60"W x 30"D x 29"H, 2 F/F Pedestals	180	1,955.00	1,884.00
C1364	66"W x 30"D x 29"H, 2 F/F Pedestals	190	1,999.00	1,918.00
C1374	72"W x 30"D x 29"H, 2 F/F Pedestals	200	2,015.00	1,936.00



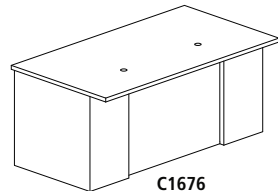
C1375

## 36" DEEP RECTANGULAR DESK



- 6" conference overhang
- Full height modesty panel included
- Two grommets in surface, standard

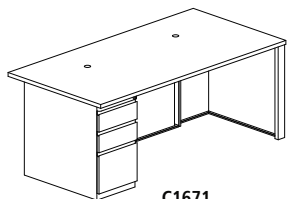
- Work surfaces available in the six e5™ colors; see box on page 23 for details
- See page 31 for interior leg panel information



C1676

Model No.	Dimensions	Weight	List Price	No Modesty Panel (+N) List Price
C1656	60"W x 36"D x 29"H, No Pedestal	139	941.00	871.00
C1666	66"W x 36"D x 29"H, No Pedestal	147	971.00	891.00
C1676	72"W x 36"D x 29"H, No Pedestal	157	998.00	918.00

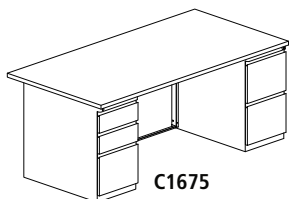
### 36" Deep Rectangular with One Pedestal



C1671

Model No.	Dimensions	Weight	List Price	No Modesty Panel (+N) List Price
C1651	60"W x 36"D x 29"H, 1 B/B/F Pedestal	180	1,418.00	1,348.00
C1661	66"W x 36"D x 29"H, 1 B/B/F Pedestal	190	1,449.00	1,373.00
C1671	72"W x 36"D x 29"H, 1 B/B/F Pedestal	200	1,503.00	1,424.00
C1653	60"W x 36"D x 29"H, 1 F/F Pedestal	180	1,418.00	1,348.00
C1663	66"W x 36"D x 29"H, 1 F/F Pedestal	190	1,449.00	1,373.00
C1673	72"W x 36"D x 29"H, 1 F/F Pedestal	200	1,503.00	1,424.00

### 36" Deep Rectangular with Two Pedestals



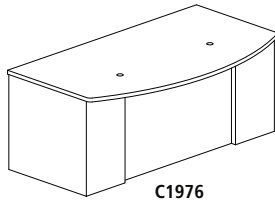
C1675

Model No.	Dimensions	Weight	List Price	No Modesty Panel (+N) List Price
C1652	60"W x 36"D x 29"H, 2 B/B/F Pedestals	187	2,006.00	1,936.00
C1662	66"W x 36"D x 29"H, 2 B/B/F Pedestals	202	2,038.00	1,958.00
C1672	72"W x 36"D x 29"H, 2 B/B/F Pedestals	217	2,090.00	2,012.00
C1655	60"W x 36"D x 29"H, 1 B/B/F Pedestal, 1 F/F Pedestal	187	2,006.00	1,936.00
C1665	66"W x 36"D x 29"H, 1 B/B/F Pedestal, 1 F/F Pedestal	202	2,038.00	1,958.00
C1675	72"W x 36"D x 29"H, 1 B/B/F Pedestal, 1 F/F Pedestal	217	2,090.00	2,012.00
C1654	60"W x 36"D x 29"H, 2 F/F Pedestals	187	2,006.00	1,936.00
C1664	66"W x 36"D x 29"H, 2 F/F Pedestals	202	2,038.00	1,958.00
C1674	72"W x 36"D x 29"H, 2 F/F Pedestals	217	2,090.00	2,012.00

39" DEEP BOW FRONT DESK 

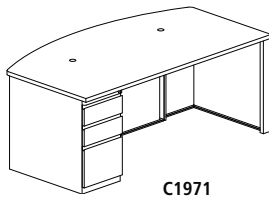
- Flush Modesty = 9" overhang, Recessed Modesty = 10 1/4" overhang
- See page 31 for interior leg panel information
- Full height modesty panel included

- Two grommets in surface, standard
- Work surfaces available in the six e5™ colors; see box on page 23 for details



C1976

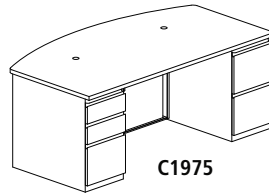
Model No.	Dimensions	Weight	List Price	No Modesty Panel (+N) List Price
C1956	60"W x 39"D x 29"H, No Pedestal	140	1,001.00	931.00
C1966	66"W x 39"D x 29"H, No Pedestal	150	1,063.00	987.00
C1976	72"W x 39"D x 29"H, No Pedestal	160	1,095.00	1,020.00



C1971

**39" Bow Front Desk with One Pedestal**

Model No.	Dimensions	Weight	List Price	No Modesty Panel (+N) List Price
C1951	60"W x 39"D x 29"H, 1 B/B/F Pedestal	190	1,554.00	1,485.00
C1961	66"W x 39"D x 29"H, 1 B/B/F Pedestal	205	1,615.00	1,537.00
C1971	72"W x 39"D x 29"H, 1 B/B/F Pedestal	220	1,644.00	1,564.00
C1953	60"W x 39"D x 29"H, 1 F/F Pedestal	190	1,554.00	1,485.00
C1963	66"W x 39"D x 29"H, 1 F/F Pedestal	205	1,615.00	1,537.00
C1973	72"W x 39"D x 29"H, 1 F/F Pedestal	220	1,644.00	1,564.00



C1975

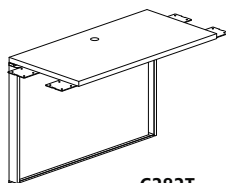
**39" Bow Front Desk with Two Pedestals**

Model No.	Dimensions	Weight	List Price	No Modesty Panel (+N) List Price
C1952	60"W x 39"D x 29"H, 2 B/B/F Pedestals	225	2,140.00	2,069.00
C1962	66"W x 39"D x 29"H, 2 B/B/F Pedestals	235	2,199.00	2,122.00
C1972	72"W x 39"D x 29"H, 2 B/B/F Pedestals	245	2,229.00	2,152.00
C1955	60"W x 39"D x 29"H, 1 B/B/F Pedestal, 1 F/F Pedestal	225	2,140.00	2,069.00
C1965	66"W x 39"D x 29"H, 1 B/B/F Pedestal, 1 F/F Pedestal	235	2,199.00	2,122.00
C1975	72"W x 39"D x 29"H, 1 B/B/F Pedestal, 1 F/F Pedestal	245	2,229.00	2,152.00
C1954	60"W x 39"D x 29"H, 2 F/F Pedestals	225	2,140.00	2,069.00
C1964	66"W x 39"D x 29"H, 2 F/F Pedestals	235	2,199.00	2,122.00
C1974	72"W x 39"D x 29"H, 2 F/F Pedestals	245	2,229.00	2,152.00

BRIDGES 

- Not freestanding, requires support from adjoining work surfaces
- Available as straight or contoured bridge

- Work surfaces available in the six e5™ colors; see box on page 23 for details
- Available with full, 2/3 height, or no modesty panel
- One grommet in surface, standard



C282T

**Straight Bridge**

Model No.	Dimensions	Weight	List Price
C281T	36"W x 24"D x 29"H, Full Modesty Panel	50	404.00
C282T	42"W x 24"D x 29"H, Full Modesty Panel	57	426.00
C283T	48"W x 24"D x 29"H, Full Modesty Panel	65	448.00
C281S	36"W x 24"D x 29"H, 2/3 Modesty Panel	45	395.00
C282S	42"W x 24"D x 29"H, 2/3 Modesty Panel	53	417.00
C283S	48"W x 24"D x 29"H, 2/3 Modesty Panel	60	440.00

Continued on next page.



## BRIDGES

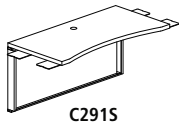
- Not freestanding, requires support from adjoining work surfaces

### Straight Bridge continued

Model No.	Dimensions	Weight	List Price
C281N	36"W x 24"D x 29"H, No Modesty Panel	40	374.00
C282N	42"W x 24"D x 29"H, No Modesty Panel	45	387.00
C283N	48"W x 24"D x 29"H, No Modesty Panel	50	410.00

### Contour Bridge

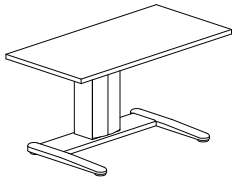
Model No.	Dimensions	Weight	List Price
C291T	36"W x 24"D x 29"H, Full Modesty Panel	50	417.00
C292T	42"W x 24"D x 29"H, Full Modesty Panel	57	442.00
C293T	48"W x 24"D x 29"H, Full Modesty Panel	65	465.00
C291S	36"W x 24"D x 29"H, 2/3 Modesty Panel	45	412.00
C292S	42"W x 24"D x 29"H, 2/3 Modesty Panel	53	435.00
C293S	48"W x 24"D x 29"H, 2/3 Modesty Panel	60	459.00
C291N	36"W x 24"D x 29"H, No Modesty Panel	40	387.00
C292N	42"W x 24"D x 29"H, No Modesty Panel	45	407.00
C293N	48"W x 24"D x 29"H, No Modesty Panel	50	427.00



C291S

## HEIGHT-ADJUSTABLE BRIDGE

- Provides sit-to-stand adjustability at bridge location
- Travel Range: 16" of vertical adjustment from 26" to 42": Full travel time is 18 seconds
- Work surfaces available in the six e5™ colors; see box on page 23
- Drive System: 110V, 60 H input, 24V DC motor. 150 lb. capacity Draws 1.2 amps under full load
- No modesty panel or grommet

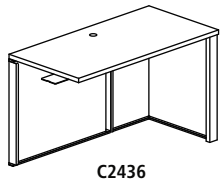


Model No.	Dimensions	Weight	List Price
C36A	36"W x 24"D	115	2,262.00
C42A	42"W x 24"D	119	2,281.00
C48A	48"W x 24"D	125	2,370.00

## RETURNS

- Used to create "L" return
- Available in 24"D or 30"D depths
- Returns are non-handed
- See page 31 for interior leg panel information
- Full height modesty panel included
- One grommet in surface, standard
- Must attach to a freestanding Desk unit
- Work surfaces available in the six e5™ colors; see box on page 23 for details

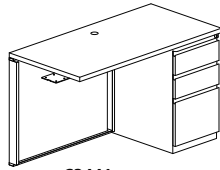
### 24" Deep Returns



C2436

Model No.	Dimensions	Weight	List Price	No Modesty Panel (+N) List Price
C2486	24"W x 24"D x 29"H, No Pedestal	65	514.00	460.00
C2406	30"W x 24"D x 29"H, No Pedestal	70	538.00	486.00
C2416	36"W x 24"D x 29"H, No Pedestal	75	574.00	521.00
C2426	42"W x 24"D x 29"H, No Pedestal	82	613.00	550.00
C2436	48"W x 24"D x 29"H, No Pedestal	89	656.00	595.00
C2446	54"W x 24"D x 29"H, No Pedestal	96	754.00	692.00
C2456	60"W x 24"D x 29"H, No Pedestal	103	787.00	703.00
C2466	66"W x 24"D x 29"H, No Pedestal	110	843.00	756.00
C2476	72"W x 24"D x 29"H, No Pedestal	117	878.00	792.00

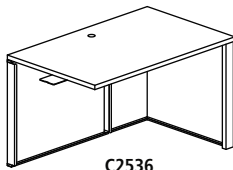
24" Deep with One Pedestal **GSA**



C2441

Model No.	Dimensions	Weight	List Price	No Modesty Panel (+N) List Price
C2481	24"W x 24"D x 29"H, 1 B/B/F Pedestal	94	1,021.00	964.00
C2401	30"W x 24"D x 29"H, 1 B/B/F Pedestal	99	1,054.00	999.00
C2411	36"W x 24"D x 29"H, 1 B/B/F Pedestal	104	1,089.00	1,033.00
C2421	42"W x 24"D x 29"H, 1 B/B/F Pedestal	111	1,134.00	1,072.00
C2431	48"W x 24"D x 29"H, 1 B/B/F Pedestal	118	1,179.00	1,115.00
C2441	54"W x 24"D x 29"H, 1 B/B/F Pedestal	125	1,240.00	1,176.00
C2451	60"W x 24"D x 29"H, 1 B/B/F Pedestal	132	1,304.00	1,218.00
C2461	66"W x 24"D x 29"H, 1 B/B/F Pedestal	139	1,348.00	1,263.00
C2471	72"W x 24"D x 29"H, 1 B/B/F Pedestal	146	1,392.00	1,305.00
C2483	24"W x 24"D x 29"H, 1 F/F Pedestal	94	1,021.00	964.00
C2403	30"W x 24"D x 29"H, 1 F/F Pedestal	99	1,054.00	999.00
C2413	36"W x 24"D x 29"H, 1 F/F Pedestal	104	1,089.00	1,033.00
C2423	42"W x 24"D x 29"H, 1 F/F Pedestal	111	1,134.00	1,072.00
C2433	48"W x 24"D x 29"H, 1 F/F Pedestal	118	1,179.00	1,115.00
C2443	54"W x 24"D x 29"H, 1 F/F Pedestal	125	1,240.00	1,176.00
C2453	60"W x 24"D x 29"H, 1 F/F Pedestal	132	1,304.00	1,218.00
C2463	66"W x 24"D x 29"H, 1 F/F Pedestal	139	1,348.00	1,263.00
C2473	72"W x 24"D x 29"H, 1 F/F Pedestal	146	1,392.00	1,305.00

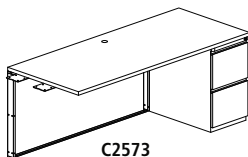
30" Deep Returns **GSA**



C2536

Model No.	Dimensions	Weight	List Price	No Modesty Panel (+N) List Price
C2586	24"W x 30"D x 29"H, No Pedestal	84	564.00	509.00
C2506	30"W x 30"D x 29"H, No Pedestal	89	600.00	547.00
C2516	36"W x 30"D x 29"H, No Pedestal	94	645.00	592.00
C2526	42"W x 30"D x 29"H, No Pedestal	101	672.00	611.00
C2536	48"W x 30"D x 29"H, No Pedestal	109	718.00	654.00
C2546	54"W x 30"D x 29"H, No Pedestal	119	828.00	765.00
C2556	60"W x 30"D x 29"H, No Pedestal	123	859.00	774.00
C2566	66"W x 30"D x 29"H, No Pedestal	133	897.00	813.00
C2576	72"W x 30"D x 29"H, No Pedestal	141	985.00	897.00

30" Deep with One Pedestal **GSA**

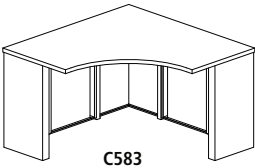


C2573

Model No.	Dimensions	Weight	List Price	No Modesty Panel (+N) List Price
C2581	24"W x 30"D x 29"H, 1 B/B/F Pedestal	123	1,085.00	1,029.00
C2501	30"W x 30"D x 29"H, 1 B/B/F Pedestal	128	1,120.00	1,065.00
C2511	36"W x 30"D x 29"H, 1 B/B/F Pedestal	133	1,155.00	1,101.00
C2521	42"W x 30"D x 29"H, 1 B/B/F Pedestal	140	1,204.00	1,139.00
C2531	48"W x 30"D x 29"H, 1 B/B/F Pedestal	147	1,244.00	1,183.00
C2541	54"W x 30"D x 29"H, 1 B/B/F Pedestal	153	1,342.00	1,282.00
C2551	60"W x 30"D x 29"H, 1 B/B/F Pedestal	162	1,385.00	1,301.00
C2561	66"W x 30"D x 29"H, 1 B/B/F Pedestal	170	1,438.00	1,352.00
C2571	72"W x 30"D x 29"H, 1 B/B/F Pedestal	180	1,527.00	1,441.00
C2583	24"W x 30"D x 29"H, 1 F/F Pedestal	123	1,085.00	1,029.00
C2503	30"W x 30"D x 29"H, 1 F/F Pedestal	128	1,120.00	1,065.00
C2513	36"W x 30"D x 29"H, 1 F/F Pedestal	133	1,155.00	1,101.00
C2523	42"W x 30"D x 29"H, 1 F/F Pedestal	140	1,204.00	1,139.00
C2533	48"W x 30"D x 29"H, 1 F/F Pedestal	147	1,244.00	1,183.00
C2543	54"W x 30"D x 29"H, 1 F/F Pedestal	153	1,342.00	1,282.00
C2553	60"W x 30"D x 29"H, 1 F/F Pedestal	162	1,385.00	1,301.00
C2563	66"W x 30"D x 29"H, 1 F/F Pedestal	170	1,438.00	1,352.00
C2573	72"W x 30"D x 29"H, 1 F/F Pedestal	180	1,527.00	1,441.00

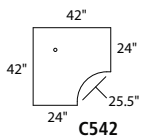
## STAND ALONE CORNER SURFACE

- Corner units can be used as a freestanding Desk or as part of a larger configuration
- One grommet in surface, standard
- Work surfaces available in the six e5™ colors; see box on page 23 for details
- Full height modesty panels included
- See page 31 for interior leg panel information

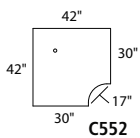


C583

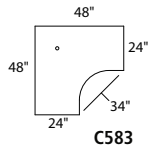
Model No.	Dimensions	Weight	List Price	No Modesty Panel (+N) List Price
C542	24"D x 42"W x 42"W x 24"D x 29"H	124	1,259.00	1,179.00
C552	30"D x 42"W x 42"W x 30"D x 29"H	129	1,285.00	1,207.00
C583	24"D x 48"W x 48"W x 24"D x 29"H	131	1,352.00	1,179.00
C593	30"D x 48"W x 48"W x 30"D x 29"H	143	1,377.00	1,285.00



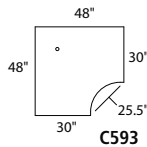
C542



C552



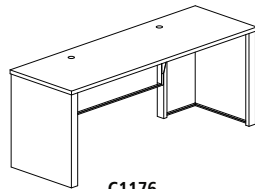
C583



C593

## 24" DEEP CREDENZA

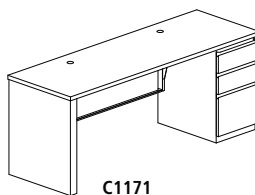
- Pedestal depth is 24"
- Two grommets in surface, standard
- See page 31 for interior leg panel information
- Work surfaces available in the six e5 colors; see box on page 23 for details
- 2/3 height modesty panel included
- F/F and/or B/B/F available
- Pedestals and legs are non-handed to allow installation on either left or right



C1176

Model No.	Dimensions	Weight	List Price	No Modesty Panel (+N) List Price
C1136	48"W x 24"D x 29"H, No Pedestal	94	781.00	734.00
C1146	54"W x 24"D x 29"H, No Pedestal	101	828.00	781.00
C1156	60"W x 24"D x 29"H, No Pedestal	108	843.00	787.00
C1166	66"W x 24"D x 29"H, No Pedestal	115	874.00	819.00
C1176	72"W x 24"D x 29"H, No Pedestal	122	907.00	850.00

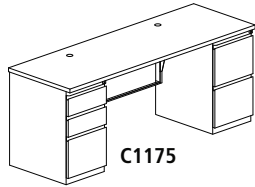
## CREDENZA WITH ONE PEDESTAL



C1171

Model No.	Dimensions	Weight	List Price	No Modesty Panel (+N) List Price
C1131	48"W x 24"D x 29"H, 1 B/B/F Pedestal	130	1,296.00	1,247.00
C1141	54"W x 24"D x 29"H, 1 B/B/F Pedestal	137	1,318.00	1,271.00
C1151	60"W x 24"D x 29"H, 1 B/B/F Pedestal	144	1,348.00	1,294.00
C1161	66"W x 24"D x 29"H, 1 B/B/F Pedestal	151	1,391.00	1,336.00
C1171	72"W x 24"D x 29"H, 1 B/B/F Pedestal	158	1,431.00	1,376.00
C1133	48"W x 24"D x 29"H, 1 F/F Pedestal	130	1,296.00	1,247.00
C1143	54"W x 24"D x 29"H, 1 F/F Pedestal	137	1,318.00	1,271.00
C1153	60"W x 24"D x 29"H, 1 F/F Pedestal	144	1,348.00	1,294.00
C1163	66"W x 24"D x 29"H, 1 F/F Pedestal	151	1,391.00	1,336.00
C1173	72"W x 24"D x 29"H, 1 F/F Pedestal	160	1,431.00	1,376.00

**CREDENZA WITH TWO PEDESTALS**



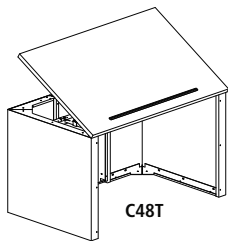
C1175

Model No.	Dimensions	Weight	List Price	No Modesty Panel (+N) List Price
C1142	54"W x 24"D x 29"H, 2 B/B/F Pedestals	178	1,864.00	1,817.00
C1152	60"W x 24"D x 29"H, 2 B/B/F Pedestals	185	1,894.00	1,846.00
C1162	66"W x 24"D x 29"H, 2 B/B/F Pedestals	192	1,935.00	1,872.00
C1172	72"W x 24"D x 29"H, 2 B/B/F Pedestals	204	1,976.00	1,913.00
C1145	54"W x 24"D x 29"H, 1 B/B/F Pedestal, 1 F/F Pedestal	178	1,864.00	1,817.00
C1155	60"W x 24"D x 29"H, 1 B/B/F Pedestal, 1 F/F Pedestal	185	1,894.00	1,846.00
C1165	66"W x 24"D x 29"H, 1 B/B/F Pedestal, 1 F/F Pedestal	192	1,935.00	1,872.00
C1175	72"W x 24"D x 29"H, 1 B/B/F Pedestal, 1 F/F Pedestal	204	1,976.00	1,913.00
C1144	54"W x 24"D x 29"H, 2 F/F Pedestal	178	1,864.00	1,817.00
C1154	60"W x 24"D x 29"H, 2 F/F Pedestal	185	1,894.00	1,846.00
C1164	66"W x 24"D x 29"H, 2 F/F Pedestal	187	1,935.00	1,872.00
C1174	72"W x 24"D x 29"H, 2 F/F Pedestal	199	1,976.00	1,913.00

**TILT TOP TABLES**

- Pencil stop standard in work surface
- Top may be positioned from 0° to 60° in 19 preset positions
- Work surfaces available in the six e5™ colors; see box on page 23 for details

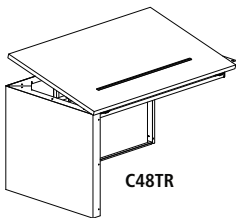
- No grommet
- Interior leg panel cannot be used due to frame of tilt-top mechanism



C48T

Model No.	Dimensions	Weight	List Price
C36T	36"W x 30"D x 29"H*	130	1,374.00
C48T	48"W x 30"D x 29"H*	150	1,488.00

\* When mounting straightedges to work surface, order next size smaller straight edge.



C48TR

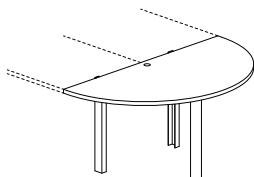
Model No.	Dimensions	Weight	List Price
C36TR	36"W x 30"D x 29"H*	110	1,209.00
C48TR	48"W x 30"D x 29"H*	130	1,323.00

\* When mounting straightedges to work surface, order next size smaller straightedge

**END TEAM TABLES**

- Half round, team tables connect to two CSII™ Desks that are placed back to back
- Cannot be used when integrated pedestal is on Desk end as it is secured to Desk leg

- One grommet in surface, standard
- Work surfaces available in the six e5™ colors; see box on page 23 for details

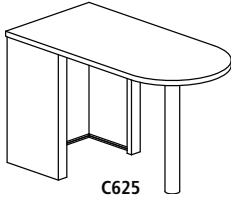


C515

Model No.	Dimensions	Weight	List Price
C523	25"W x 48"D x 29"H	85	745.00
C515	31"W x 60"D x 29"H	78	776.00

## PENINSULA FREESTANDING TABLE

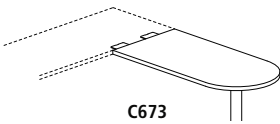
- Attaches to right or left side of bridges or returns
- Work surfaces available in the six e5™ colors; see box on page 23 for details
- No grommet
- Interior leg panel cannot be used due to unique "U" shaped leg



Model No.	Dimensions	Weight	List Price
C625	60"W x 24"D x 29"H	56	1,360.00
C626	66"W x 24"D x 29"H	101	1,614.00
C627	72"W x 24"D x 29"H	106	1,651.00

## PENINSULA POST STYLE

- Not freestanding, requires adjacent table
- Cannot be used when integrated pedestal is on Desk end
- No grommet
- Work surfaces available in the six e5™ colors; see box on page 23 for details



### 24" Deep Peninsula Tables

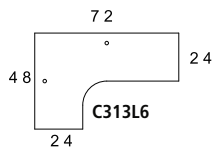
Model No.	Dimensions	Weight	List Price
C673	48"W x 24"D x 29"H	55	740.00

### 30" Deep Peninsula Tables

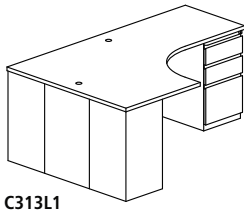
Model No.	Dimensions	Weight	List Price
C685	60"W x 30"D x 29"H	75	808.00
C687	72"W x 30"D x 29"H	85	870.00

## J TABLES

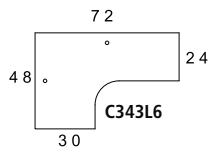
- Combines free standing worktable and corner unit into one unit
- "J" Tables can be used free standing or as part of a larger configuration
- Can be used in left/right configurations to create multi person work areas
- Allows for a very compact work area
- Right (R) and left (L) hand versions available
- Modesty panels included, 48" return side has full modesty panel, 72" side has 2/3 height modesty panel
- Two grommets in surface, standard
- See page 31 for interior leg panel information



Model No.	Dimensions	Weight	List Price	No Modesty Panel (+N) List Price
C313L6	72"W x 48"D x 29"H x 24"D, Return Left, No Pedestal	175	1,466.00	1,371.00
C313R6	72"W x 48"D x 29"H x 24"D, Return Right, No Pedestal	175	1,466.00	1,371.00
C313L1	72"W x 48"D x 29"H x 24"D, Return Left with one B/B/F Pedestal	214	1,863.00	1,770.00
C313R1	72"W x 48"D x 29"H x 24"D, Return Right with one B/B/F Pedestal	214	1,863.00	1,770.00
C313L3	72"W x 48"D x 29"H x 24"D, Return Left with one F/F Pedestal	214	1,863.00	1,770.00
C313R3	72"W x 48"D x 29"H x 24"D, Return Right with one F/F Pedestal	214	1,863.00	1,770.00

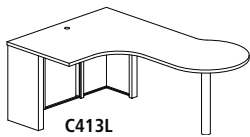


Model No.	Dimensions	Weight	List Price	No Modesty Panel (+N) List Price
C343L6	72"W x 48"D x 29"H x 30"D, Return Left, No Pedestal	175	1,466.00	1,371.00
C343R6	72"W x 48"D x 29"H x 30"D, Return Right, No Pedestal	175	1,466.00	1,371.00
C343L1	72"W x 48"D x 29"H x 30"D, Return Left with one B/B/F Pedestal	224	1,863.00	1,770.00
C343R1	72"W x 48"D x 29"H x 30"D, Return Right with one B/B/F Pedestal	224	1,863.00	1,770.00
C343L3	72"W x 48"D x 29"H x 30"D, Return Left with one F/F Pedestal	224	1,863.00	1,770.00
C343R3	72"W x 48"D x 29"H x 30"D, Return Right with one F/F Pedestal	224	1,863.00	1,770.00



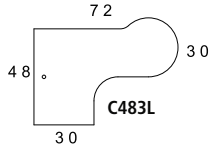
**P TABLES**

- The "P" Table combines a reference surface with a Peninsula Table
- Right (R) and left (L) hand versions available
- One grommet in surface, standard
- Allows for a very compact work area
- Full height modesty panel included
- Work surfaces available in the six e5™ colors; see box on page 23 for details



**24" D Return with Conference End**

Model No.	Dimensions	Weight	List Price	No Modesty Panel (+N) List Price
C413L	72"W x 48"D x 29"H x 24"D, Return Left Conference	145	1,481.00	1,386.00
C413R	72"W x 48"D x 29"H x 24"D, Return Right Conference	145	1,481.00	1,386.00

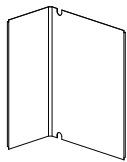


**30" D Return with Conference End**

Model No.	Dimensions	Weight	List Price	No Modesty Panel (+N) List Price
C483L	72"W x 48"D x 29"H x 30"D, Return Left Conference	152	1,481.00	1,371.00
C483R	72"W x 48"D x 29"H x 30"D, Return Right Conference	152	1,481.00	1,371.00

**INTERIOR LEG PANEL**

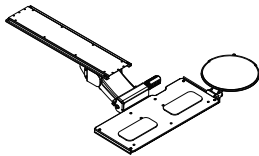
- Attaches to leg interior for a clean appearance
- Provides space to conceal cable management from surface to floor
- Easy Assembly – Adheres with magnetic tape



Model No.	Dimensions	Weight	List Price
CL15	11½"W x 11½"D x 27¼"H	9	136.00
CL24	11½"W x 20¼"D x 27¼"H	11	172.00
CL30	11½"W x 26½"D x 27¼"H	13	180.00

**KEYBOARD SUPPORTS**

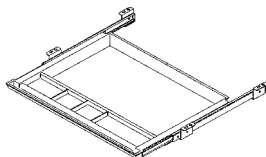
- Track is 16" long



Model No.	Description	Weight	List Price
19503TA	Combination Keyboard/Mouse Platform 19"W x 8¼"D, 9" Dia. Mouse Platform	15	647.00

**PENCIL DRAWER**

- Attaches to underside of worksurface
- Full extension slides



Model No.	Dimensions	Weight	List Price
19400	21"W x 16"D x 2"H	4	102.00

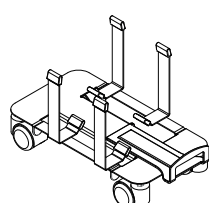
**GROMMETS**

- Available in Black-BK, Taupe-TP, Ice Gray-IG or Warm Gray-WG
- Field installed grommet holes required



Model No.	Dimensions	Weight	List Price
F740	2¾"W x 2⅞"D	1	26.00

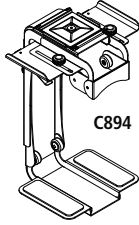
**CPU DOLLY**



- Automatically adjusts to support CPU's up to 9" wide
- Adjustable base handle accommodates CPU's of any depth
- Rolls easily on four, 2" double casters to facilitate access to cables, ports and drives

Model No.	Dimensions	Weight	List Price
C893	8½"W x 15"D x CPU height plus 3¼"H	10	252.00

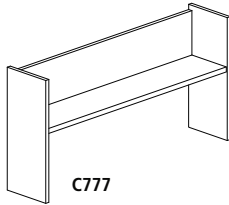
## CPU HOLDER



- Easily adjusts to fit CPUs 3"-9½" wide and 12"-22" tall
- Slides easily and smoothly on nylon glides on 16" track
- Designed to easily support CPU's weighing up to 70 lbs.
- Rotates a full 360° for complete access to cables and ports

Model No.	Dimensions	Weight	List Price
C894	CPU width plus 3½" x 16"D x CPU height plus 4½"	20	353.00

## OVERHEAD OPEN SHELF

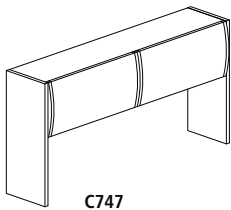


- All steel cabinet body
- Accepts optional Fabric Tack Panel and Task Light, see page 33
- 13⅞" deep shelf is 20" above Desk

Model No.	Dimensions	Weight	List Price
C7721	42"W x 14"D x 36"H	55	584.00
C773	48"W x 14"D x 36"H	58	615.00
C775	60"W x 14"D x 36"H	65	663.00
C777	72"W x 14"D x 36"H	75	728.00

## OVERHEAD FLIPPER DOOR

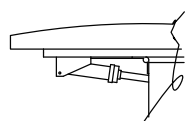
- All steel cabinet body
- 13⅞" deep shelf is 20" above Desk
- Locks standard. Concealed under cabinet body and core removable
- Contoured door for aesthetics
- Door color matches accenting trim components (grommets, work surface T-mold and privacy panel kits). Available in Black-BK, Taupe-TP, Warm Gray-WG and Ice Gray-IG
- Accepts optional Fabric Tack Panel and Task Light, see page 33



Model No.	Dimensions	Weight	List Price
C7421	42"W x 15"D x 36"H	80	869.00
C743	48"W x 15"D x 36"H	85	934.00
C745	60"W x 15"D x 36"H	103	1,153.00
C746	66"W x 15"D x 36"H	108	1,215.00
C747	72"W x 15"D x 36"H	115	1,284.00

## OVERHEAD FLIPPER DOOR WITH SOFT CLOSE FEATURE

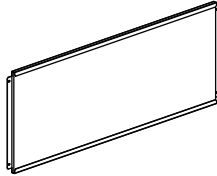
- Sold as a complete overhead unit
- Same specifications as Overhead Flipper Door
- Enhanced safety feature ensures controlled movement with pneumatic cylinder



Model No.	Dimensions	Weight	List Price
C7621	42"W x 15"D x 36"H	80	1,068.00
C763	48"W x 15"D x 36"H	85	1,318.00
C765	60"W x 15"D x 36"H	103	1,539.00
C766	66"W x 15"D x 36"H	108	1,601.00
C767	72"W x 15"D x 36"H	115	1,669.00

**FABRIC TACK PANEL FOR OVERHEAD STORAGE UNITS**

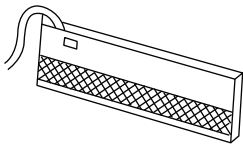
- TackPanel attaches to overhead flipper door unit and overhead shelf
- Steel frame for mounting included
- Optional Tack Panel provides space at top and bottom for cabling
- Choose from our Corporate fabrics, go to website for fabrics listed in Corporate Color Program, these are standard or special order any Guilford of Maine fabric



Model No.	Description	Dimensions	Weight	List Price
C8621	For use with 42" Overhead	39"W x 1/2"D x 17"H	18	312.00
C863	For use with 48" Overhead	45"W x 1/2"D x 17"H	21	316.00
C865	For use with 60" Overhead	57"W x 1/2"D x 17"H	23	350.00
C866	For use with 66" Overhead	63"W x 1/2"D x 17"H	25	367.00
C867	For use with 72" Overhead	69"W x 1/2"D x 17"H	27	397.00

**TASK LIGHTING**

- Task lighting attaches to overhead flipper door unit and overhead shelf
- Uses energy efficient 15W T8 bulb
- Includes the diffuser lens



Model No.	Dimensions	Weight	List Price
1505TL	20"W x 8"D x 2"H	7	349.00

**KEYED ALIKE LOCK TUMBLERS**

Please read carefully to facilitate proper ordering or call Customer Care at 1-800-822-8037 for assistance.

CSII™ pedestals ship with keyed alike locks already installed. CSII overheads ship with randomly numbered paired locks (per overhead). To key alike suites of product, order the appropriate quantity of like numbered core kits for each workstation. Removable Core Kits include one core, two keys, one core removal tool and instructions. Removable Lock Core Kits available from CLCK3 through CLCK19.

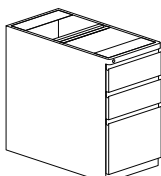


Model No.	Description	Weight	List Price
*CLCK3 through CLCK19	Removable Lock Core Kit	1	40.00
C88MKEYH	Master Key	1	16.00
Q618	Core Removal Tool	1	21.00

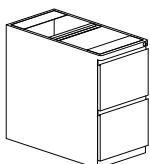
Note: Tumblers are specific to CSII peds, CSII overheads, lateral files and "P" style peds.  
\* Limited quantities available.

**PEDESTALS**

- Full width "J" style pulls
- Locks standard
- Supports letter and legal file widths
- Unique recessed base design allows casters to be added without adding additional height to the pedestal
- Full extension ball bearing slides
- Leveling glides have 5/8" of adjustability
- If not integrating pedestal as a leg, must order pedestal as follows – 24"D surface use 17 1/2"D pedestal, 30", 36" and 39"D surfaces use 24"D pedestal
- Available in five colors: Putty-PUTY, Black-BLCK, Mist-MIST, Medium Tone-MDTN, and Desert Sage-DESA



C8817B

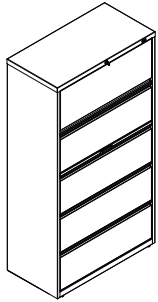


C8817F

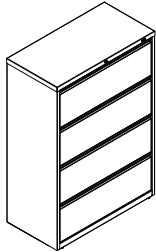
Model No.	Description	Weight	List Price
C8817B	15"W x 17 1/2"D x 28"H - B/B/F	50	662.00
C8817F	15"W x 17 1/2"D x 28"H - F/F	48	662.00
C8824B	15"W x 24"D x 28"H - B/B/F	65	685.00
C8824F	15"W x 24"D x 28"H - F/F	60	685.00
C8830B	15"W x 30"D x 28"H - B/B/F	75	707.00
C8830F	15"W x 30"D x 28"H - F/F	67	707.00
C8817M	17"D - Mobile Kit, includes steel top and casters	28	92.00
C8824M	24"D - Mobile Kit, includes steel top and casters	31	96.00
C8830M	30"D - Mobile Kit, includes steel top and casters	34	101.00



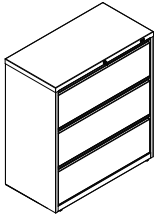
## CSII™ LATERAL FILES



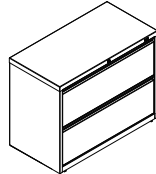
HLT365



HLT364



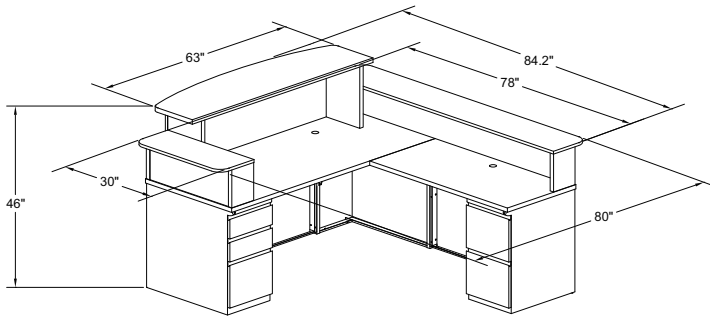
HLT363



HLT362

- All units feature anti-tipping drawer interlock system that allows only one drawer open at a time
- Full width recessed designer drawer pulls
- Side-to-side rails support letter, legal and/or A4 filing
- Top drawer of 5 Drawer Lateral is a roll out shelf
- Extendable posting shelf between third and fourth drawer on 5-Drawer Laterals
- All files ship keyed random
- Features adjustable leveling glides
- Counter weight included to meet ANSI/BIFMA stability requirements
- Optional Front-to-Back filing rails (4-pk) Black only
- Optional divider kit available (10-pk) Black only
- UL GREENGUARD certified
- Available in Black-BLCK, Medium Tone-MDTN, Desert Sage-DESA, and Mist-MIST

Model No.	Description	Dimensions	Weight	List Price
HLT425	42"W, 5-Drawer Lateral File	42"W x 18½"D x 67¾"H	230	1,880.00
HLT365	36"W, 5-Drawer Lateral File	36"W x 18½"D x 67¾"H	202	1,755.00
HLT305	30"W, 5-Drawer Lateral File	30"W x 18½"D x 67¾"H	179	1,648.00
HLT424	42"W, 4-Drawer Lateral File	42"W x 18½"D x 52½"H	195	1,574.00
HLT364	36"W, 4-Drawer Lateral File	36"W x 18½"D x 52½"H	174	1,394.00
HLT304	30"W, 4-Drawer Lateral File	30"W x 18½"D x 52½"H	148	1,210.00
HLT423	42"W, 3-Drawer Lateral File	42"W x 18½"D x 40¼"H	173	1,206.00
HLT363	36"W, 3-Drawer Lateral File	36"W x 18½"D x 40¼"H	153	1,120.00
HLT303	30"W, 3-Drawer Lateral File	30"W x 18½"D x 40¼"H	133	1,045.00
HLT422	42"W, 2-Drawer Lateral File	42"W x 18½"D x 28"H	144	1,083.00
HLT362	36"W, 2-Drawer Lateral File	36"W x 18½"D x 28"H	123	927.00
HLT302	30"W, 2-Drawer Lateral File	30"W x 18½"D x 28"H	101	772.00
HLTFBR4	Front-to-Back Filing rails (4-pack)	2¾"W x 19½"D x 2¾"H	2½	55.00
HLTDV10	Divider kit (10-pack)	5"H x 12.88"D / per divider	8½	93.00
HMKEY	Master Key	—	1	12.00

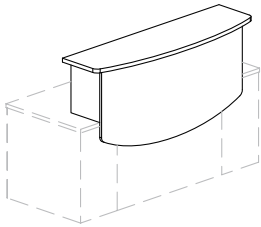


**CSII RECEPTION Desk TYPICAL – CST27**

Consists of:

QTY.	MODEL NO.	DESCRIPTION	LIST PRICE EACH
1	C1371	Rectangular Desk, 72 x 30" with 1 B/B/F	1,453.00
1	C2433	Return, 48 x 24" with 1 F/F	1,179.00
1	CS2RC	Reception Counter	981.00
1	CS2RS78	Reception Auxiliary Counter 78"W	653.00
1	CS2RS30	Reception Auxiliary Counter 30"W	466.00
<b>CST27</b>			<b>4,734.00</b>

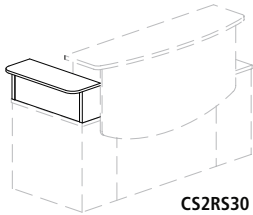
**RECEPTION COUNTER**



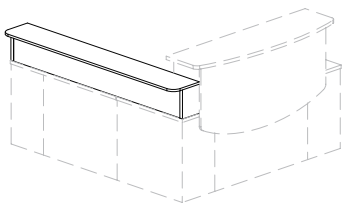
- For rectangular reception Desk. To be used on any 72"W x 30"D CSII™ Desk
- Laminate design
- 1½" thick bowfront transaction counter

Model No.	Description	Dimensions	Weight	List Price
CS2RC	Reception Counter	63"W x 18"D x 17¾"H (29"H overall)	115	981.00

**AUXILIARY COUNTER**



CS2RS30

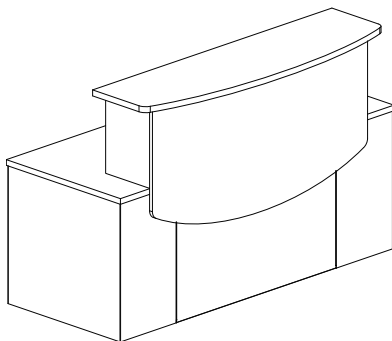


- 30" counter to be used with reception counter on any 72"W x 30"D CSII Desk
- 78" counter to be used with reception counter on any 72"W x 30"D CSII Desk and any 48"W CSII return
- All laminate design

Model No.	Description	Dimensions	Weight	List Price
CS2RS30	30" Auxiliary Counter	30"W x 12"D x 10¼"H	30	466.00
CS2RS78	78" Auxiliary Counter	78"W x 12"D x 10¼"H	80	653.00

**Note:** CSII conference tables are found in "Tables" section page 232.

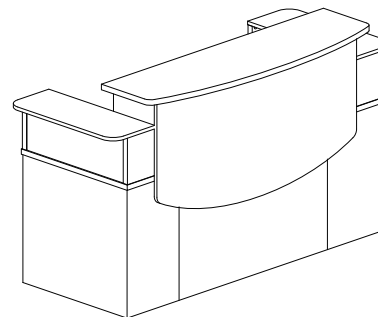
**CSII™ RECEPTION DESK TYPICALS**



**CSII TYPICAL #25**

Consists of:

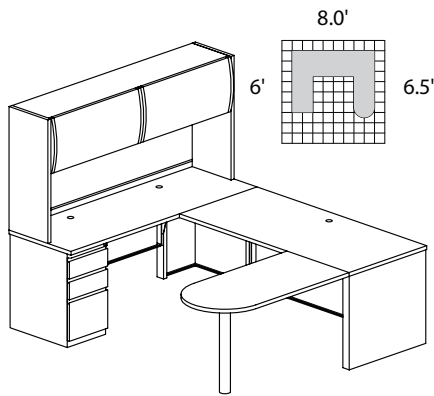
QTY.	MODEL NO.	DESCRIPTION	LIST PRICE EACH
1	C1375	Rect. Desk 72"W x 30"D with 1 B/B/F & 1 F/F Pedestal	2,015.00
1	CS2RC	Reception Counter	981.00
<b>CST25</b>			<b>2,996.00</b>



**CSII TYPICAL #26**

Consists of:

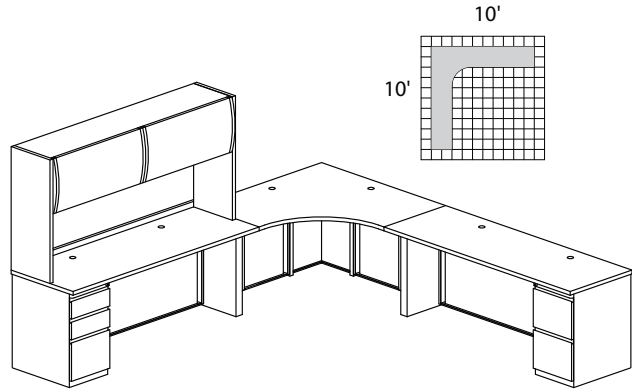
QTY.	MODEL NO.	DESCRIPTION	LIST PRICE EACH
1	C1375	Rect. Desk 72"W x 30"D with 1 B/B/F & 1 F/F Pedestal	2,015.00
1	CS2RC	Reception Counter	981.00
1	CS2RS30	Reception Auxiliary Shelf, 30"W	466.00
1	CS2RS30	Reception Auxiliary Shelf, 30"W	466.00
<b>CST26</b>			<b>3,928.00</b>



CSII TYPICAL #2

Consists of:

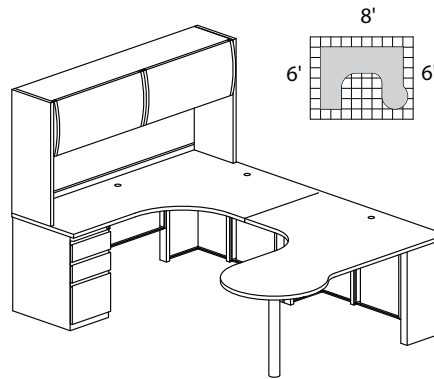
QTY.	MODEL NO.	DESCRIPTION	LIST PRICE EACH
1	C1171	Credenza 72"W x 24"D with One B/B/F	1,431.00
1	C2576	Return, 72"W x 30"D	985.00
1	C673	Peninsula Table, 48"W x 24"D	740.00
1	C747	Flipper Door Overhead Unit, 72"W x 15"D x 36"H	1,284.00
1	C867	Fabric Tack Panel for Overhead, 69¼"W x 17"H	397.00
<b>CST2</b>			<b>4,838.00</b>



CSII TYPICAL #3

Consists of:

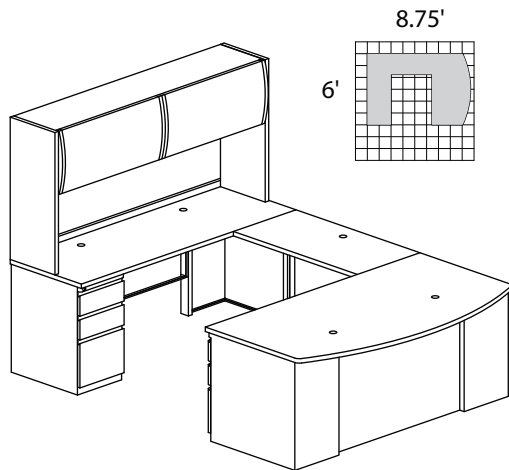
QTY.	NO.	MODEL	DESCRIPTION	LIST PRICE EACH
1	C542	Corner Desk, 24"D x 42"W x 42"W x 24"D		1,259.00
1	C2471	Return 72 x 24" with One B/B/F		1,392.00
1	C2473	Return 72 x 24" with One F/F		1,392.00
1	C747	Flipper Door Overhead Unit, 72"W x 15"D x 36"H		1,284.00
1	C867	Fabric Tack Panel for Overhead, 69¼"W x 17"H		397.00
<b>CST3</b>				<b>5,723.00</b>



CSII TYPICAL #4

Consists of:

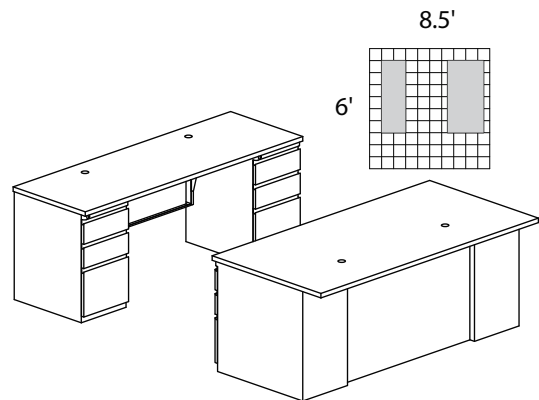
QTY.	MODEL NO.	DESCRIPTION	LIST PRICE EACH
1	C343R1	J Table 72"W x 48"D x 30"H, Return Right with One B/B/F	1,863.00
1	C483L	P Table 72"W x 48"D x 30"H, Return Left with Conference End	1,481.00
1	C747	Flipper Door Overhead Unit, 72"W x 15"D x 36"H	1,284.00
1	C867	Fabric Tack Panel for Overhead, 69¼"W x 17"H	397.00
<b>CST4</b>			<b>5,025.00</b>



CSII TYPICAL #5

Consists of:

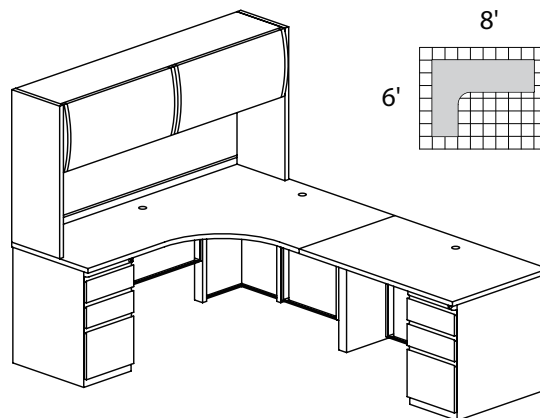
QTY.	NO.	DESCRIPTION	LIST PRICE EACH
1	C1971	Bowfront Desk 72 x 39" with One B/B/F	1,644.00
1	C282T	Straight Bridge, 42 x 21"	426.00
1	C1171	Credenza 72 x 24" with One B/B/F	1,431.00
1	C747	Flipper Door Overhead Unit, 72"W x 15"D x 36"H	1,284.00
1	C867	Fabric Tack Panel for Overhead, 69¼"W x 17"H	397.00
<b>CST5</b>			<b>5,182.00</b>



CSII TYPICAL #7

Consists of:

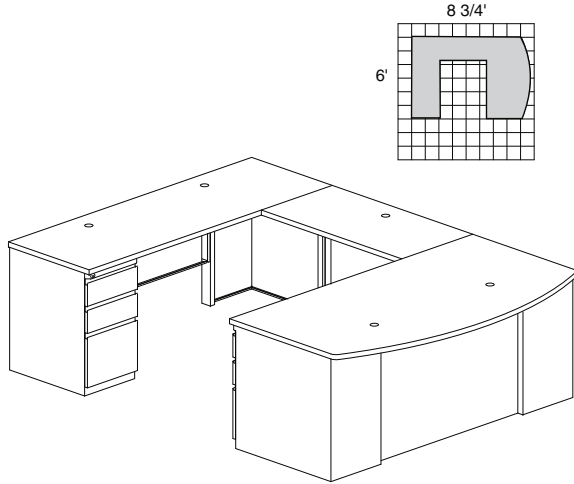
QTY.	NO.	DESCRIPTION	LIST PRICE EACH
1	C1675	Desk 72 x 36" with One B/B/F and One F/F	2,090.00
1	C1172	Credenza 72" x 24" with Two B/B/F	1,976.00
<b>CST7</b>			<b>4,066.00</b>



CSII TYPICAL #8

Consists of:

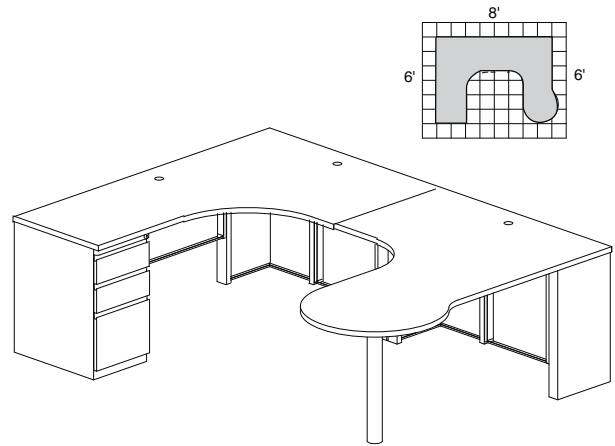
QTY.	NO.	DESCRIPTION	LIST PRICE EACH
1	C343R1	J Table 72"W x 48"D x 30", Return Right with One B/B/F	1,863.00
1	C2531	Return 48 x 30" with One B/B/F	1,244.00
1	C747	Flipper Door Overhead Unit 72"W x 15"D x 36"H	1,284.00
1	C867	Fabric Tack Panel for Overhead 69¼"W x 17"H	397.00
<b>CST8</b>			<b>4,789.00</b>



CSII TYPICAL #9

Consists of:

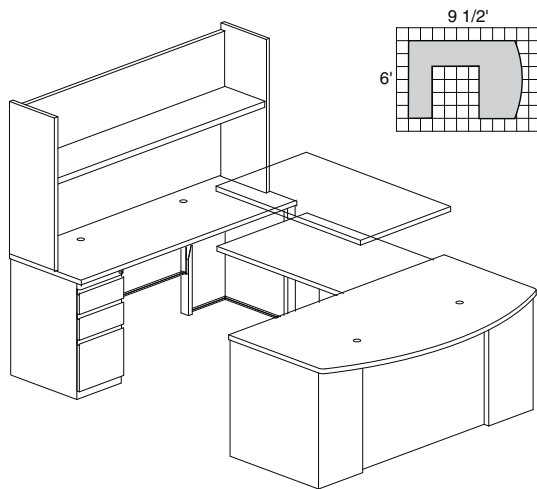
MODEL			LIST PRICE
QTY.	NO.	DESCRIPTION	EACH
1	C1971	Bowfront Desk 72"W x 39"D with One B/B/F	1,644.00
1	C1171	Credenza 72"W x 24"D with One B/B/F	1,431.00
1	C282T	Straight Bridge, 42"W x 24"D	426.00
<b>CST9</b>			<b>3,501.00</b>



CSII TYPICAL #10

Consists of:

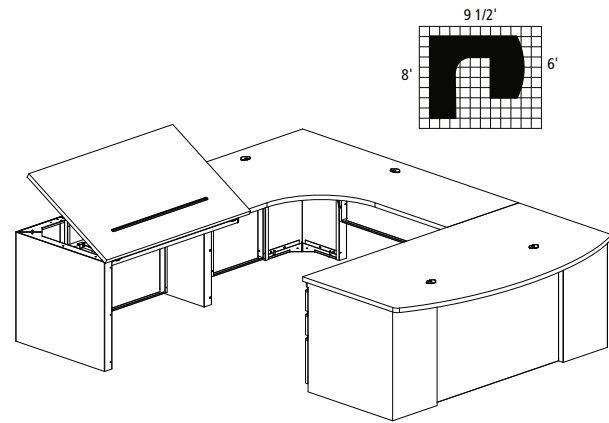
MODEL			LIST PRICE
QTY.	NO.	DESCRIPTION	EACH
1	C343R1	J Table 72"W x 48"D x 30"D, Return Right with One B/B/F	1,863.00
1	C483L	P Table 72"W x 48"D x 30"D, Return Left w/Conference End	1,481.00
<b>CST10</b>			<b>3,345.00</b>



CSII TYPICAL #14

Consists of:

MODEL			LIST PRICE
QTY.	NO.	DESCRIPTION	EACH
1	C1971	Bowfront Desk 72 x 39" with One B/B/F	1,644.00
1	C1171	Credenza 72 x 24" with One B/B/F	1,431.00
1	C48A	Height-Adjustable Bridge 48 x 24"	2,370.00
1	C777	Overhead Open Shelf, 72"W x 14"D x 36"H	728.00
1	C867	Fabric Tack Panel for Overhead, 69"W x 1/2"D x 17"H	397.00
<b>CST14</b>			<b>6,570.00</b>



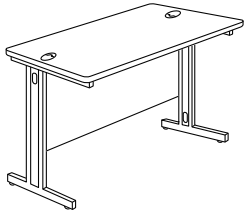
CSII TYPICAL #24

Consists of:

MODEL			LIST PRICE
QTY.	NO.	DESCRIPTION	EACH
1	C1971	Bowfront Desk 72 x 39" with One B/B/F	1,644.00
1	C343L6	J Table 72"W x 48"D x 30"D, Return Left	1,466.00
1	C48TR	Tilt Top Return Table 48 x 30"	1,323.00
<b>CST24</b>			<b>4,430.00</b>

**FREESTANDING WORKTABLES**

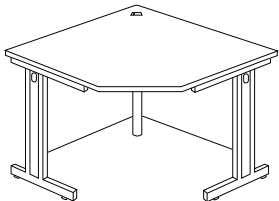
- Select Communication Station Freestanding Worktables for stand-alone applications are available
- Please refer back to the CSII™ section for all Desking accessories and storage features
- There is one wire management grommet at each end of 42", 48", 60" and 72" wide worktables and a wire port in each leg upright
- Modesty panel included. Legs are universal, left and right
- 24" deep worktables - Desk-height



Model No.	Dimensions	Weight	List Price
<b>243029</b>	30"W x 24"D x 29½"H*	56	772.00
<b>243629</b>	36"W x 24"D x 29½"H*	62	820.00
<b>244829</b>	48"W x 24"D x 29½"H	76	948.00
<b>246029</b>	60"W x 24"D x 29½"H	91	1,071.00
<b>247229</b>	72"W x 24"D x 29½"H	107	1,201.00

\*No grommet on 30" and 36" widths. 30" wide worktables will not accept any keyboard options

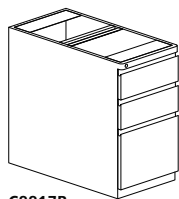
**CORNER UNIT FOR 24" DEEP WORKSTATIONS**



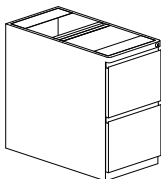
- Corner units can be used as freestanding worktables or as part of a larger configuration
- Connecting brackets included
- Grommet is provided at rear of unit
- Modesty panels are standard

Model No.	Dimensions	Weight	List Price
<b>242229</b>	42"W x 24"D x 29½"H	87	1,425.00

**PEDESTALS**



C8817B



C8817F

- Full width "J" style pulls
- Full extension ball bearing slides
- Locks standard
- Leveling glides have ⅝" of adjustability
- Supports letter and legal file widths
- Unique recessed base design allows casters to be added without adding additional height to the pedestal

Model No.	Dimensions	Weight	List Price
<b>C8817B</b>	15"W x 17½"D x 28"H - B/B/F	50	662.00
<b>C8817F</b>	15"W x 17½"D x 28"H - F/F	48	662.00
<b>C8817M</b>	17"D - Mobile Kit	28	92.00

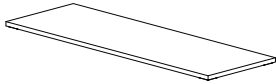
The line is comprised of three basic elements: Work surfaces, storage and power/data solutions. Soft seating options also available.

To order, please specify:

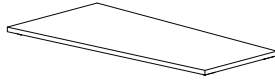
**EZ4824LL + LCRM + HK5**

Work surface & Supports + Biltmore Cherry + Tech Silver

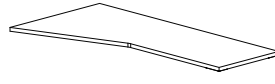
**Work Surfaces Available in Four Different Shapes**



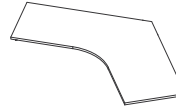
Rectangle Work Surface



Tapered Work Surface



Hatchet Work Surface



120° Work Surface

**Thermally Fused Laminate Colors**

Surface thickness is 1 1/8" pressed wood particle board with thermally fused laminate on both sides, then finished with a 2 mm thick, color-matched PVC edge.

**Biltmore Cherry - LCRM**

Cocoa - 5AGX

Summer Suede - 5AGY

White - 5AGZ

Walnut - 5AHA

Raven - 5AHB

**High Pressure Laminate Colors**

Available in standard Wilsonart®, Nevamar®, Pionite® and Formica® colors with 3mm edgeband. Upcharges, minimum order quantities and extended lead times may apply.

**HPL Example for Complete Assemblies:** EZ4824LL add an "H" after the size = EZ4824HLL and add \$50 to the list price.

**HPL Example for Standing-Height Tables:** EZSH4828EC add an "H" after the model number = EZSH4828ECH use the HPL (+H) List Price.

Surfaces will have the choice of standard coordinating 3mm edgeband. Special requests for matching 3mm edgeband if available will require a 10 top minimum order and additional charges may apply as well as additional lead time.

**Edgeband Colors:** Black, Ice Gray, Warm Gray, Taupe, Designer White, Light Brown, Med. Brown, Dark Brown, Raven, Brick and Tech Silver.

**Power and Data**

e5 delivers convenient power and data connections via its patent-pending Technology Beltway and Technology Wall (See pages 74-75).

e5 offers preconfigured power kits that make it extremely easy to specify and install (See page 74-78).

Surface power kits available for e5 standing-height tables and 120° workstations (See page 61-62).

**e5 Standing-Height Tables**

Available in Rectangle and Square work surfaces only.

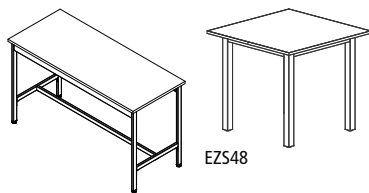
Tables range in width from 48" to 84" and 24" or 30" depths.

**Leg Colors**

White - G5

Tech Silver - HK5

Black - S5



EZSH4824

**Pedestals**

Available in File/File and Box/Box/File.



File/File



Box/Box/File

**Finish Options**

Steel parts such as legs and beltways are available in three powder coat paint colors: **White-G5, Silver-HK5 and Black-S5.**

Door and drawer pulls are standard in Silver and only available in design shown.

Fabrics for mobile pedestal and cabinet cushions as well as tackboards are part of our Momentum textile program. For COM fabrics see order form on website.

e5 overhead storage cabinet doors are offered in the following glass options:

Frosted (standard) or colored glass doors in **Azure-GAZB, Silk-GSKB, Willow-GWLY or Black-GBLK.**

## HELPFUL HINTS WHEN SPECIFYING e5™

Safco's e5 Desking line was designed to be easy to specify. The following diagrams will assist you in the steps in designing spaces for private offices to open plan Desking areas. Components, when rearranged, work in a variety of office settings offering a uniform and coordinated look throughout the entire office.

Plan your space – With the assistance of our space planning department email [spaceplanning@safcoproducts.com](mailto:spaceplanning@safcoproducts.com) or call us at 1-800-735-6869 with questions. The e5 on-line planning survey or self-specifying tools such as GIZA and CAP design libraries, make it easy to plan your space based on room dimensions and end-user requirements. Complete assemblies have been configured so only one model number has to be ordered comprised of (one) work surface, surface supports and undersurface surface channel for maximum unit stability.

CHOOSE FROM THE FOLLOWING TWO OPTIONS:

### 1 PRIVATE OFFICE ENVIRONMENT

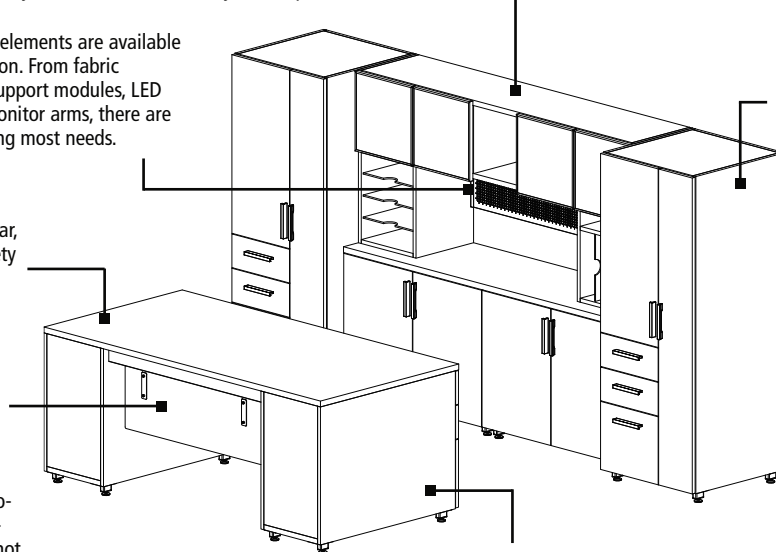
**ABOVE SURFACE STORAGE** – e5 has a number of overhead storage options for private office and open floor plan. Traditional overhead cabinets with a choice of open fronts, sliding acrylic marker board, frosted glass or laminate hinged doors can be wall mounted or surface supported. Overhead units can also be mounted on the technology beltway or on the technology wall for additional storage. For privacy use the tackboard or dry erase options on the rear of the units.

**ACCESSORIES** – e5 optional elements are available to personalize each workstation. From fabric cushions and tackboards to support modules, LED task and Desk lighting and monitor arms, there are a variety of options for meeting most needs.

**WORK SURFACE** – Choose from three shapes (rectangular, hatchet or tapered) in a variety of sizes.

**PRIVACY SCREENS & MODESTY PANELS** – 12½" modesty panels are available in matching TFL or frosted acrylic.

Frosted acrylic privacy panels provide above surface face-to-face space division. They provide limited privacy and are not designed for sound masking.



**BELOW WORK SURFACE, SURFACE HEIGHT STORAGE & FREESTANDING STORAGE** – A wide selection of conventional storage options are available with a variety of opening combinations. Below work surface cabinets can double as a support mechanism creating a layered look and saving space in smaller footprint spaces. Mobile pedestals, lateral files, bookcases, wardrobes and sliding and hinged door cabinets are available to fill all storage.

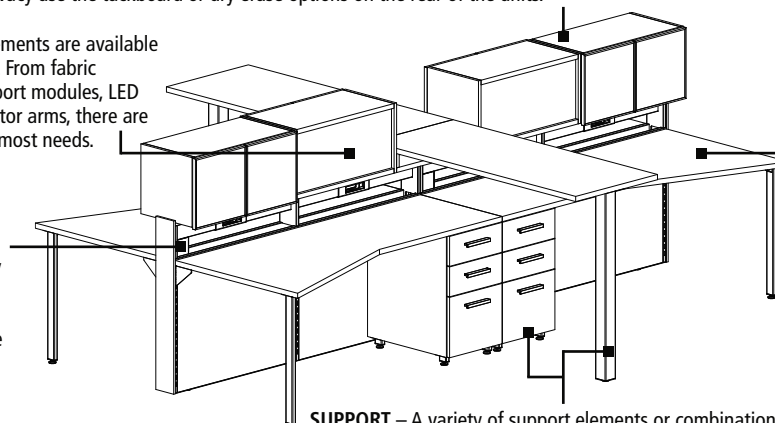
**SUPPORT** – A variety of support elements or combination of these options are available to give your environment the look and structure you require. Choose from standard height legs, full end panels or support pedestals for traditional work surface support. Short legs and combinations of short and standard legs offer a unique layered look when combined with storage elements.

### 2 OPEN PLAN ENVIRONMENT

**ABOVE SURFACE STORAGE** – e5 has a number of overhead storage options for private office and open floor plan. Traditional overhead cabinets with a choice of open fronts, sliding acrylic marker board or frosted glass or laminate hinged doors can be wall mounted or surface supported. Overhead units can also be mounted on the technology beltway or on the technology wall for additional storage. For privacy use the tackboard or dry erase options on the rear of the units.

**ACCESSORIES** – e5 optional elements are available to personalize each workstation. From fabric cushions and tackboards to support modules, LED task and Desk lighting and monitor arms, there are a variety of options for meeting most needs.

**POWER & DATA** – Via e5's patent pending technology beltway or technology wall, power and data can be carried to the user at seated height. These units are easy to specify using pre-configured power kits and easy to install by simply dropping into the proper space in the beltway or wall. 4-circuit hardware or single circuit plug-in systems are available.



**WORKSURFACE** – Choose from three shapes (rectangular, hatchet or tapered) in a variety of sizes.

**SUPPORT** – A variety of support elements or combination of these options are available to give your environment the look and structure you require. Choose from standard height legs, full end panels or support pedestals for traditional work surface support. Short legs and combinations of short and standard legs offer a unique layered look when combined with storage elements.



## e5™ QUICK SHIP PROGRAM TYPICALS

Select e5 Typical are ready to ship within 48 hours from a clean P.O. Choose from the following 16 Typical.

### PROGRAM GUIDELINES

- Designer White surfaces
- Choice of White or Raven storage elements
- Up to 3 Typical maximum per order, per day
- No additional color selections available (Product substitutions not allowed)
- e5K3, e5K5, e5K8, e5K10, e5K12, e5K13, e5K14 and e5K16 Typical do not include cushion (EZSA15).
- Order complete suites using "E5K\_\_" models.



**E5K1** configuration using standard leg kit provided.

#### e5K1 Furniture Components

Consists of:

Qty.	Description	Dimensions
1	Desk*	60"W x 24"D x 29½"H
1	Wall Mount Hutch	30"W x 15"D x 15"H
1	Mobile Pedestal	15½"W x 24"D x 23"H

**E5K1 LIST PRICE: 1,763.00**



**E5K2** configuration using standard leg kit provided.

#### e5K2 Furniture Components

Consists of:

Qty.	Description	Dimensions
1	Desk*	60"W x 24"D x 29½"H
1	Wall Mount Hutch	30"W x 15"D x 15"H
1	Open Storage Cabinet	30"W x 18"D x 21¾"H

**E5K2 LIST PRICE: 2,077.00**



**E5K3** configuration using standard and short leg kit provided.

#### e5K3 Furniture Components

Consists of:

Qty.	Description	Dimensions
1	Desk*	60"W x 24"D x 29½"H
1	Open Storage Cabinet	30"W x 18"D x 21¾"H
1	Mobile Pedestal	15½"W x 24"D x 23"H

**E5K3 LIST PRICE: 2,276.00**



**E5K4** configuration using standard leg kit provided.

#### e5K4 Furniture Components

Consists of:

Qty.	Description	Dimensions
1	Desk*	60"W x 24"D x 29½"H
1	Wall Mount Hutch	30"W x 15"D x 15"H
1	Lateral File	30"W x 18"D x 21¾"H

**E5K4 LIST PRICE: 2,395.00**

\* NOTE: Desk includes 4 Standard and 2 Short Legs.



E5K5 configuration using standard and short leg kit provided.

**e5K5 Furniture Components**

Consists of:

Qty.	Description	Dimensions
1	Desk*	60"W x 24"D x 29½"H
1	Lateral File	30"W x 18"D x 21¾"H
1	Mobile Pedestal	15½"W x 24"D x 23"H

**E5K5 LIST PRICE: 2,594.00**



E5K6 configuration using standard and short leg kit provided.

**e5K6 Furniture Components**

Consists of:

Qty.	Description	Dimensions
1	Desk*	60"W x 24"D x 29½"H
2	Wall Mount Hutches	30"W x 15"D x 15"H
1	Open Storage Cabinet	30"W x 18"D x 21¾"H

**E5K6 LIST PRICE: 2,514.00**



E5K7 configuration using standard and short leg kit provided.

**e5K7 Furniture Components**

Consists of:

Qty.	Description	Dimensions
1	Desk*	60"W x 24"D x 29½"H
1	Open Storage Cabinet	30"W x 18"D x 21¾"H
1	Lateral File	30"W x 18"D x 21¾"H

**E5K7 LIST PRICE: 2,662.00**



E5K8 configuration using standard and short leg kit provided.

**e5K8 Furniture Components**

Consists of:

Qty.	Description	Dimensions
1	Desk*	60"W x 24"D x 29½"H
1	Wall Mount Hutch	30"W x 15"D x 15"H
1	Open Storage Cabinet	30"W x 18"D x 21¾"H
1	Mobile Pedestal	15½"W x 24"D x 23"H

**E5K8 LIST PRICE: 2,713.00**



E5K9 configuration using standard and short leg kit provided.

**e5K9 Furniture Components**

Consists of:

Qty.	Description	Dimensions
1	Desk*	60"W x 24"D x 29½"H
2	Wall Mount Hutch	30"W x 15"D x 15"H
1	Lateral File	30"W x 18"D x 21¾"H

**E5K9 LIST PRICE: 2,832.00**



E5K10 configuration using standard leg kit provided.

**e5K10 Furniture Components**

Consists of:

Qty.	Description	Dimensions
1	Desk*	60"W x 24"D x 29½"H
1	Wall Mount Hutch	30"W x 15"D x 15"H
1	Lateral File	30"W x 18"D x 21¾"H
1	Mobile Pedestal	15½"W x 24"D x 23"H

**E5K10 LIST PRICE: 3,032.00**

\* NOTE: Desk includes 4 Standard and 2 Short Legs.



**E5K11** configuration using standard and short leg kit provided.

**e5K11 Furniture Components**

Consists of:

Qty.	Description	Dimensions
1	Desk*	60"W x 24"D x 29½"H
1	Wall Mount Hutch	30"W x 15"D x 15"H
1	Open Storage Cabinet	30"W x 18"D x 21¾"H
1	Lateral File	30"W x 18"D x 21¾"H

**E5K11 LIST PRICE: 3,099.00**



**E5K12** configuration using standard and short leg kit provided.

**e5K12 Furniture Components**

Consists of:

Qty.	Description	Dimensions
1	Desk*	60"W x 24"D x 29½"H
2	Wall Mount Hutch	30"W x 15"D x 15"H
1	Open Storage Cabinet	30"W x 18"D x 21¾"H
1	Mobile Pedestal	15½"W x 24"D x 23"H

**E5K12 LIST PRICE: 3,151.00**



**E5K13** configuration using standard and short leg kit provided.

**e5K13 Furniture Components**

Consists of:

Qty.	Description	Dimensions
1	Desk*	60"W x 24"D x 29½"H
1	Open Storage Cabinet	30"W x 18"D x 21¾"H
1	Lateral File	30"W x 18"D x 21¾"H
1	Mobile Pedestal	15½"W x 24"D x 23"H

**E5K13 LIST PRICE: 3,299.00**



**E5K14** configuration using standard leg kit provided.

**e5K14 Furniture Components**

Consists of:

Qty.	Description	Dimensions
1	Desk*	60"W x 24"D x 29½"H
2	Wall Mount Hutch	30"W x 15"D x 15"H
1	Lateral File	30"W x 18"D x 21¾"H
1	Mobile Pedestal	15½"W x 24"D x 23"H

**E5K14 LIST PRICE: 3,469.00**



**E5K15** configuration using standard leg kit provided.

**e5K15 Furniture Components**

Consists of:

Qty.	Description	Dimensions
1	Desk*	60"W x 24"D x 29½"H
2	Wall Mount Hutch	30"W x 15"D x 15"H
1	Open Storage Cabinet	30"W x 18"D x 21¾"H
1	Lateral File	30"W x 18"D x 21¾"H

**E5K15 LIST PRICE: 3,537.00**



**E5K16** configuration using standard leg kit provided.

**e5K16 Furniture Components**

Consists of:

Qty.	Description	Dimensions
1	Desk*	60"W x 24"D x 29½"H
2	Wall Mount Hutch	30"W x 15"D x 15"H
1	Open Storage Cabinet	30"W x 18"D x 21¾"H
1	Lateral File	30"W x 18"D x 21¾"H
1	Mobile Pedestal	15½"W x 24"D x 23"H

**E5K16 LIST PRICE: 4,174.00**

\* NOTE: Desk includes 4 Standard and 2 Short Legs.

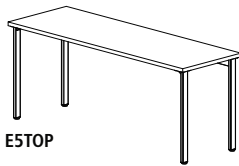
e5™ QUICK SHIP PROGRAM - PICK 3 OR MORE COMPONENTS 

Select three or more e5 components from the list below and they will ship within 48 hours from a clean P.O.

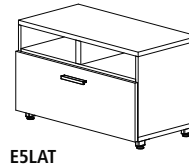
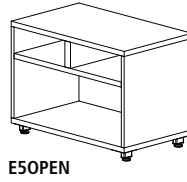
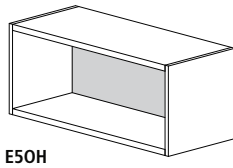
**PROGRAM GUIDELINES**

- Designer White-5AGZ and Raven-5AHB Laminates – mix and match your surface and storage components in these two finishes
- Up to 12 pieces maximum per order, per day
- Each order must contain a minimum of three furniture components

**FURNITURE COMPONENTS** 

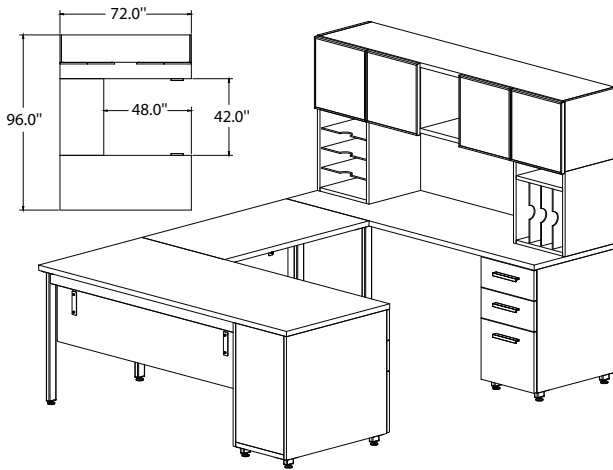


Model No.	Description	Dimensions	Weight	List Price
<b>E5TOP</b>	Desk with 4 Standard & 2 Short Legs	60"W x 24"D x 29½"H	99	750.00
<b>E5OH</b>	Wall Mount Hutch	30"W x 15"D x 15"H	47	438.00
<b>E5PED</b>	Mobile Pedestal	15½"W x 24"D x 23"H	82	637.00
<b>E5OPEN</b>	Open Storage Cabinet	30"W x 18"D x 21¼"H	53	705.00
<b>E5LAT</b>	Lateral File	30"W x 18"D x 21¼"H	124	1,023.00



NOT AVAILABLE ON QUICK SHIP PROGRAM

• Must order by component level

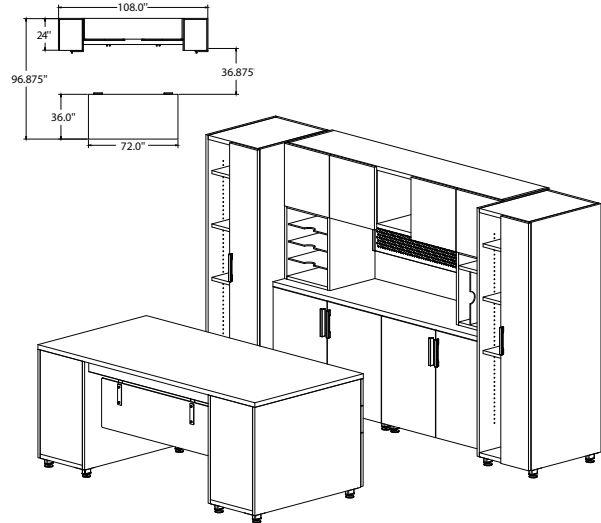


e5 PRIVATE OFFICE IDEA STARTER #1 **GSA**

Consists of:

Qty.	Model No.	Description	List Price Each
1	EZ7230LBMA	72 x 30" Top with B/B/F Pedestal (Left) with Acrylic Modesty Panel	2,113.00
1	EZ4224RRMA	42" W Bridge with Acrylic Modesty Panel	831.00
1	EZ7224LB	72 x 24" Top with BBF Pedestal (Left)	1,458.00
1	EZSM18H	Support Modules/Horizontal	449.00
1	EZSM18V	Support Modules/Vertical	449.00
1	EZH72F	72" W Overhead Cabinet with Frosted Glass Doors	1,430.00

TOTAL: 6,726.00

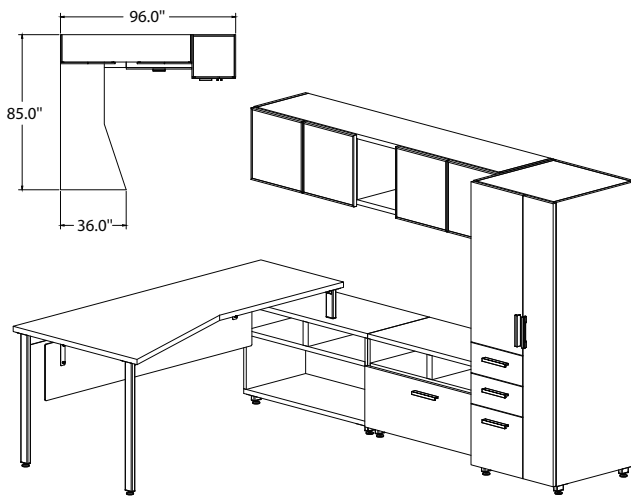


e5 PRIVATE OFFICE IDEA STARTER #4 **GSA**

Consists of:

Qty.	Model No.	Description	List Price Each
1	EZ7236BBMA	72 x 36" Double Pedestal B/B/F Desk with Acrylic Modesty Panel	2,739.00
1	EZH72L	72" W Overhead Cabinet with Laminate Doors	1,073.00
1	EZSM18H	Support Modules/Horizontal	449.00
1	EZSM18V	Support Modules/Vertical	449.00
1	EZTM42	TAK/MAG Tackboard	601.00
1	EZ7228L	72" W Laminate Hinged Door Cabinet	2,362.00
2	EZWTC62	62" H Compact Wardrobe	1,585.00

TOTAL: 10,843.00

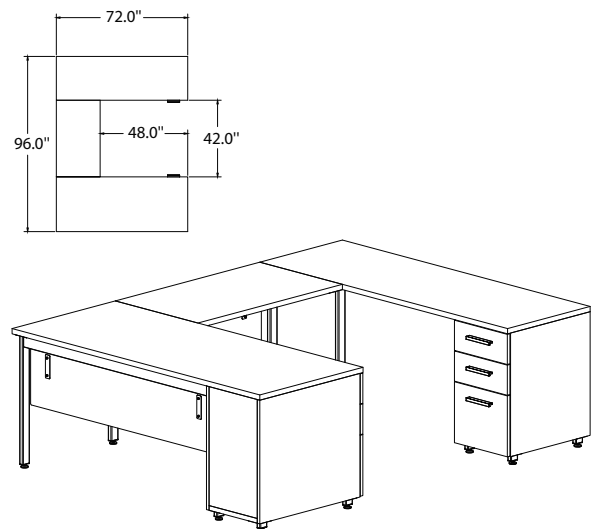


e5 PRIVATE OFFICE IDEA STARTER #5 **GSA**

Consists of:

Qty.	Model No.	Description	List Price Each
1	EZHL7224LSMA	72" W Left-Handed Hatchet with Acrylic Modesty Panel	1,498.00
1	EZH72F	72" W Overhead Cabinet w/Frosted Glass Doors	1,430.00
1	EZWTC62	62" H Wardrobe	2,217.00
1	EZ3623	36 x 23" Open Top/Open Bottom Cabinet	784.00
1	EZ3623F	36 x 23" Open Top/Lateral Drawer Cabinet	1,110.00

TOTAL: 7,039.00



e5 PRIVATE OFFICE IDEA STARTER #7 **GSA**

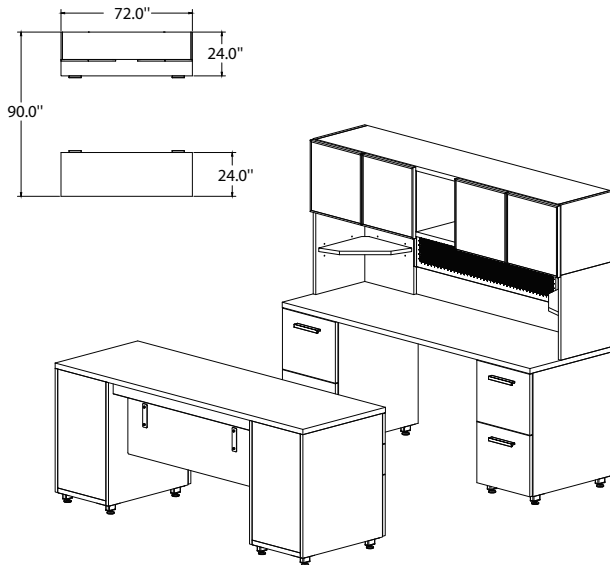
Consists of:

Qty.	Model No.	Description	List Price Each
1	EZ7230LBMA	72 x 30" Top with B/B/F Pedestal (Left) with Acrylic Modesty Panel	2,113.00
1	EZ4224RRMA	42" W Bridge with Acrylic Modesty Panel	831.00
1	EZ7224LB	72 x 24" Top with B/B/F Pedestal (Left)	1,458.00

TOTAL: 4,402.00

**NOT AVAILABLE ON QUICK SHIP PROGRAM**

• Must order by component level

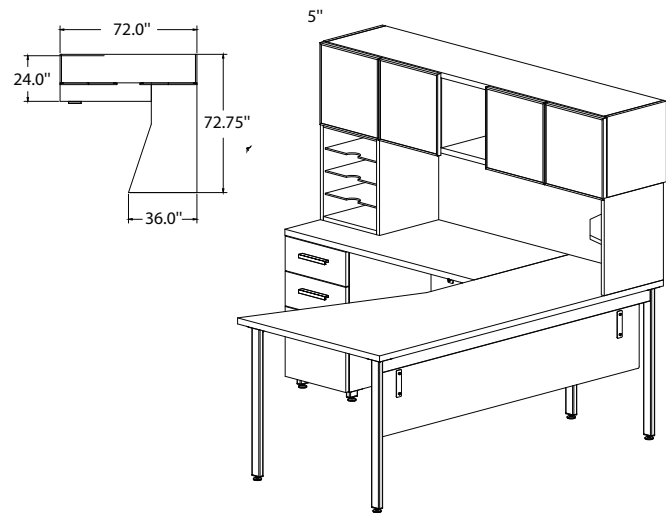


**e5 PRIVATE OFFICE IDEA STARTER #8**

Consists of:

Qty.	Model No.	Description	List Price Each
1	EZ7230BBMA	72 x 30" Desk with 2 B/B/F Pedestals with Acrylic Modesty Panel	2,657.00
1	EZ7224FF	72 x 24" Credenza Top with 2 F/F Pedestals	2,095.00
1	EZTM42	TAK/MAG Tackboard	601.00
1	EZH72F	72"W Overhead Cabinet with Frosted Glass Doors	1,430.00
2	EZCS	Corner Support for Overhead Cabinet	322.00

**TOTAL: 7,427.00**

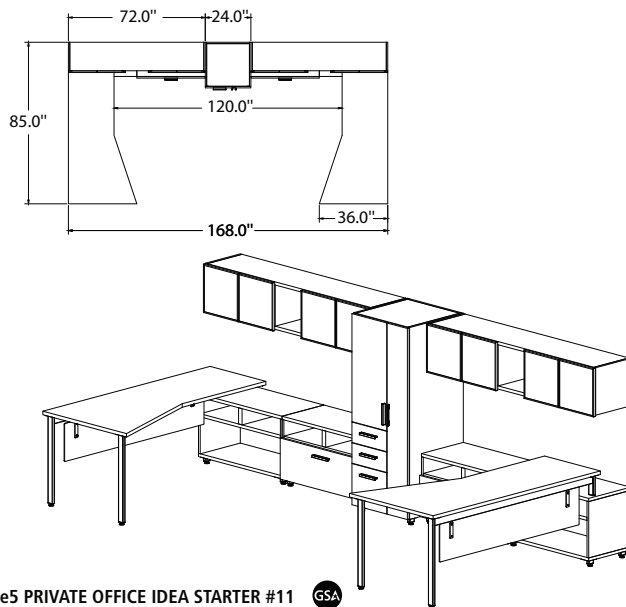


**e5 PRIVATE OFFICE IDEA STARTER #10**

Consists of:

Qty.	Model No.	Description	List Price Each
1	EZHR7224LLMA	72 x 24" Right-Handed Hatchet Desk with Acrylic Modesty Panel	1,529.00
1	EZ4824RBMA	48 x 24" Return with B/B/F Pedestal	1,621.00
1	EZH72F	72"W Overhead Cabinet w/Frosted Glass Doors	1,430.00
1	EZCS	Corner Support for Overhead Cabinet	322.00
1	EZSM18H	Support Modules/Horizontal	449.00

**TOTAL: 5,351.00**



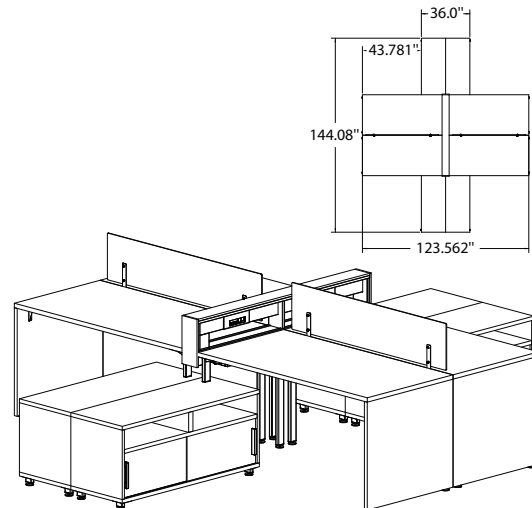
**e5 PRIVATE OFFICE IDEA STARTER #11**

Consists of:

Qty.	Model No.	Description	List Price Each
1	EZHL7224LSMA	72 x 24" Left-Handed Hatchet Desk with Acrylic Modesty Panel	1,498.00
1	EZHR7224LSMA	72 x 24" Right-Handed Hatchet Desk with Acrylic Modesty Panel	1,498.00
2	EZ3623	36 x 23" Open Top/Open Bottom Cabinet	784.00
2	EZ3623F	36 x 23" Open Top/Lateral Drawer Cabinet	1,110.00
2	EZH72F	72"W Overhead Cabinet with Frosted Glass Doors/Wall Mount	1,430.00
1	EZWT62	62"H Wardrobe	2,217.00

**TOTAL: 11,861.00**

NOTE: Single-Circuit Power provided



**e5 PERSONAL WORKSTATION IDEA STARTER #12**

Consists of:

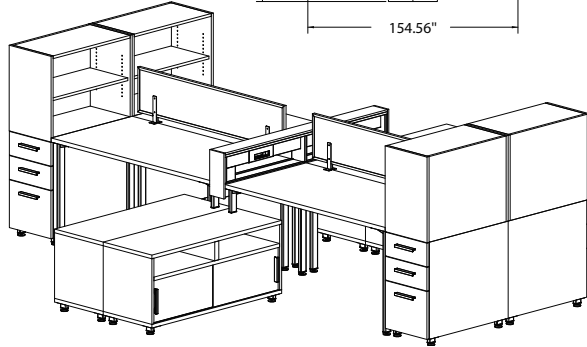
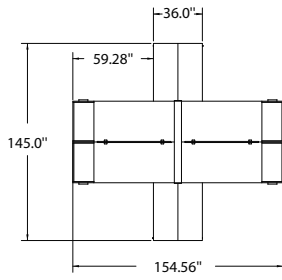
Qty.	Model No.	Description	List Price Each
4	EZEP6030C	60 x 30" with End Panel	747.00
4	EZAPP54	54"W Acrylic Privacy Panels	407.00
2	EZ4823S	48 x 23" Open Top/Sliding Door Bottom Cabinet	997.00
1	EZTB60PS	60"W Technology Beltway, Single-Circuit System	1,744.00

**TOTAL: 9,534.00**

**NOT AVAILABLE ON QUICK SHIP PROGRAM**

• Must order by component level

NOTE: Single-Circuit Power provided



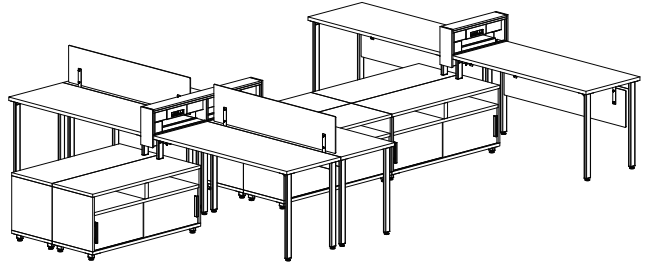
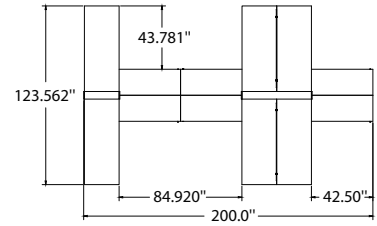
**e5 PERSONAL WORKSTATION IDEA STARTER #14A** GSA

Consists of:

Qty.	Model No.	Description	List Price Each
4	EZ6030LC	60 x 30" Top with 3 Standard/1 Short Legs	683.00
2	407.00	54" W Acrylic Privacy Panels	407.00
4	EZ4823S	48 x 23" Open Top/Sliding Door Bottom Cabinet	997.00
1	EZTB60PS	60" W Technology Beltway, Single-Circuit Starter	1,744.00
4	EZP30BBF	30" D BBF Pedestal	956.00
4	EZBC3023	30" W Bookcase Adder	557.00

**TOTAL: 15,330.00**

NOTE: Single-Circuit Power provided



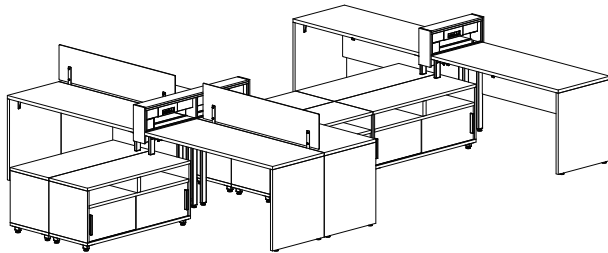
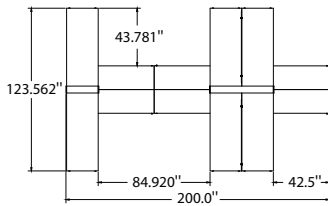
**e5 PERSONAL WORKSTATION IDEA STARTER #15** GSA

Consists of:

Qty.	Model No.	Description	List Price Each
4	EZ6024LC	60" W x 24" D Top with Standard/Short Legs	676.00
2	EZ6024LCMA	60" W x 24" D Top with Standard/Short Legs	1,306.00
2	EZAPP54	54" W Acrylic Privacy Panels	407.00
6	EZ4823S	48 x 23" Open Top/Sliding Door Bottom Cabinet	997.00
1	EZTB48HS	48" W Technology Beltway, 4-Circuit Starter	1,680.00
1	EZTB24HA	24" W Technology Beltway, 4-Circuit Adder	1,148.00
1	EZEC206	206" L Interconnecting Cable	409.00

**TOTAL: 15,349.00**

NOTE: Single-Circuit Power provided



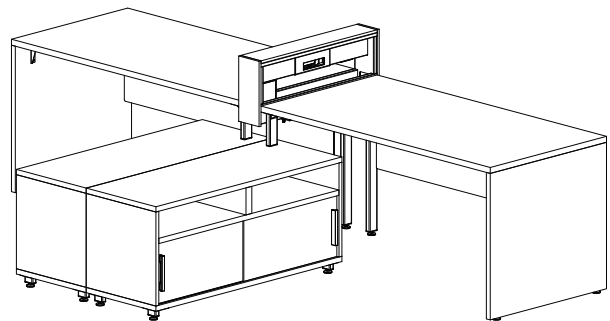
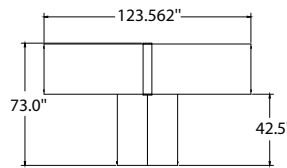
**e5 PERSONAL WORKSTATION IDEA STARTER #16** GSA

Consists of:

Qty.	Model No.	Description	List Price Each
4	EZEP6024C	60 x 24" Top with End Panels	692.00
2	EZEP6024CMA	60 x 24" Top with End Panels	1,321.00
2	EZAPP54	54" W Acrylic Privacy Panels	407.00
6	EZ4823S	48 x 23" Open Top/Sliding Door Bottom Cabinet	997.00
1	EZTB48HS	48" W Technology Beltway (4-Circuit Starter)	1,680.00
1	EZTB24HA	24" W Technology Beltway (4-Circuit Adder)	1,148.00
1	EZEC206	206" L Interconnecting Cable	409.00

**TOTAL: 15,443.00**

NOTE: Single-Circuit Power provided



**e5 PERSONAL WORKSTATION IDEA STARTER #17** GSA

Consists of:

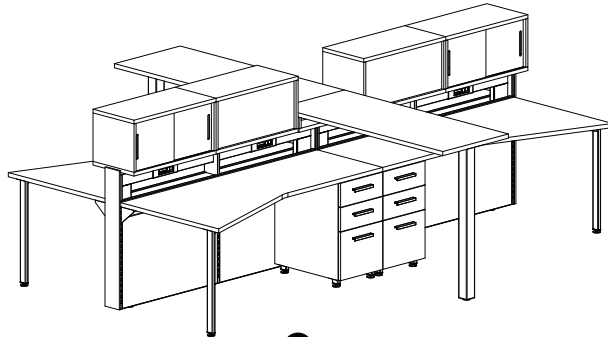
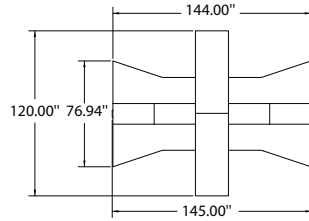
QTY.	MODEL NO.	DESCRIPTION	LIST PRICE EACH
2	EZEP6030CMA	60 x 30" Top with Legs	1,374.00
2	EZ4823S	48 x 23" Open Top/Sliding Door Bottom Cabinet	997.00
1	EZTB30PS	30" W Technology Beltway, Single-Circuit Starter	1,351.00

**TOTAL: 6,093.00**

**NOT AVAILABLE ON QUICK SHIP PROGRAM**

• Must order by component level

NOTE: 4-Circuit Power provided



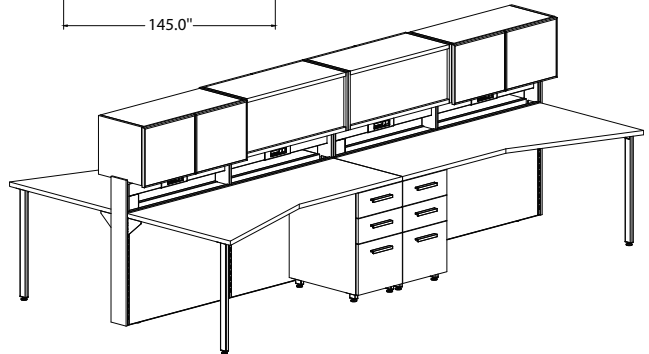
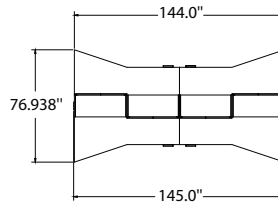
**e5 BENCHING IDEA STARTER #18A**

Consists of:

Qty.	Model No.	Description	List Price Each
2	EZHL7224KB	72 x 24" Left-Hand Hatchets with B/B/F Pedestal Support/Cantilevered Bracket/1 Long Leg	1,507.00
2	EZHR7224KB	72 x 24" Right-Hand Hatchets with B/B/F Pedestal Support/Cantilevered Bracket/1 Standard Leg	1,507.00
1	EZP6024D	Double-Sided Standing-Height Peninsula Table	1,285.00
4	EZH30S	30"W Overhead Cabinets with Sliding Doors	643.00
1	EZTW72HS	Technology Wall, 4-Circuit Starter	2,926.00
1	EZTW72HA	Technology Wall, 4-Circuit Adder	2,765.00

**TOTAL: 15,576.00**

NOTE: 4-Circuit Power provided



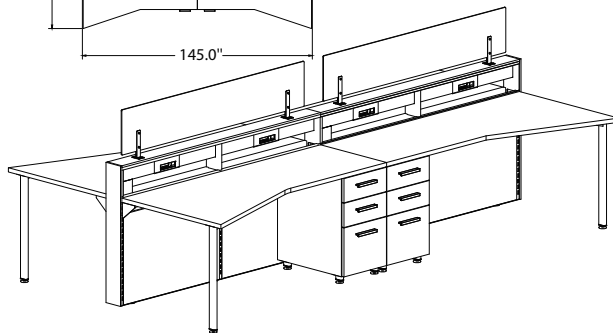
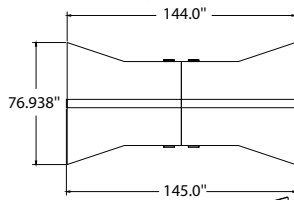
**e5 BENCHING IDEA STARTER #19**

Consists of:

Qty.	Model No.	Description	List Price Each
2	EZHL7224KB	72 x 24" Left-Hand Hatchets with B/B/F Pedestal Support/Cantilevered Bracket/1 Standard Leg	1,507.00
2	EZHR7224KB	72 x 24" Right-Hand Hatchets with B/B/F Pedestal Support/Cantilevered Bracket/1 Standard Leg	1,507.00
4	EZH36F	36" W Overhead Cabinets w/Frosted Glass Doors	812.00
1	EZTW72HS	Technology Wall, 4-Circuit Starter	2,926.00
1	EZTW72HA	Technology Wall, 4-Circuit Adder	2,765.00

**TOTAL: 14,967.00**

NOTE: 4-Circuit Power provided



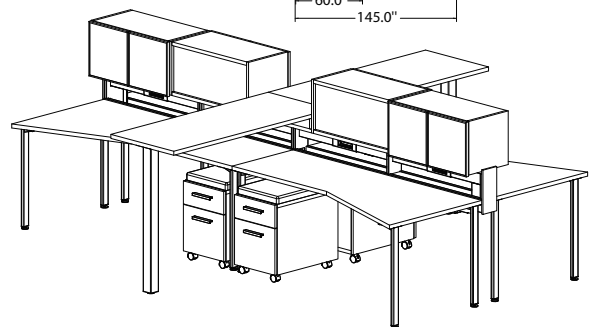
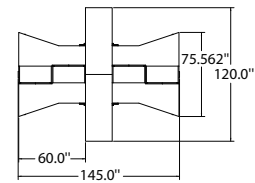
**e5 BENCHING IDEA STARTER #20**

Consists of:

Qty.	Model No.	Description	List Price Each
2	EZHL7224KB	72 x 24" Left-Hand Hatchets with B/B/F Pedestal Support/Cantilevered Bracket/1 Standard Leg	1,507.00
2	EZHR7224KB	72 x 24" Right-Hand Hatchets with B/B/F Pedestal Support/Cantilevered Bracket/1 Standard Leg	1,507.00
1	EZTW72HS	Technology Wall, 4-Circuit Starter	2,926.00
1	EZTW72HA	Technology Wall, 4-Circuit Adder	2,765.00
2	EZASP66	66"W Acrylic Privacy Panel	460.00

**TOTAL: 12,639.00**

NOTE: 4-Circuit Power provided



**e5 BENCHING IDEA STARTER #21**

Consists of:

Qty.	Model No.	Description	List Price Each
2	EZHL7224LL	72 x 24" Left-Hand Hatchets with 1 Standard Leg	893.00
2	EZHR7224LL	72 x 24" Right-Hand Hatchets w/1 Standard Leg	893.00
1	EZP6024D	Double-Sided Standing-Height Peninsula Table	1,285.00
4	EZH30F	30"W Overhead Cabinets with Frosted Glass Doors	770.00
4	EZPM24BF	Mobile Pedestal	637.00
4	EZSC15	Upholstered Cushion*	284.00
1	EZTB72HS	Technology Beltway, 4-Circuit Starter	1,869.00
1	EZTB72HA	Technology Beltway, 4-Circuit Adder	1,709.00

**TOTAL: 15,199.00**

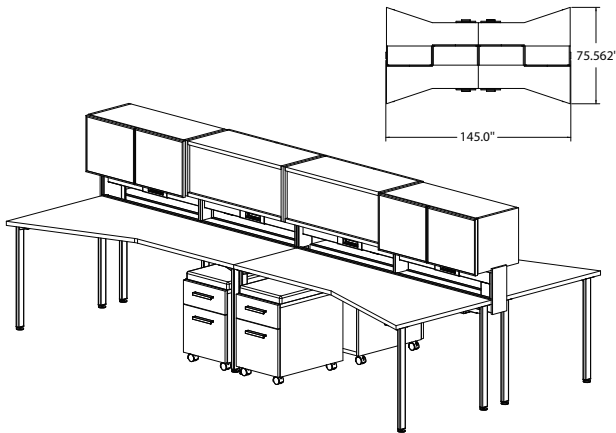
\*Only Grade Two fabrics are available on cushions as part of this Idea Starter.



**NOT AVAILABLE ON QUICK SHIP PROGRAM**

• Must order by component level

NOTE: 4-Circuit Power provided



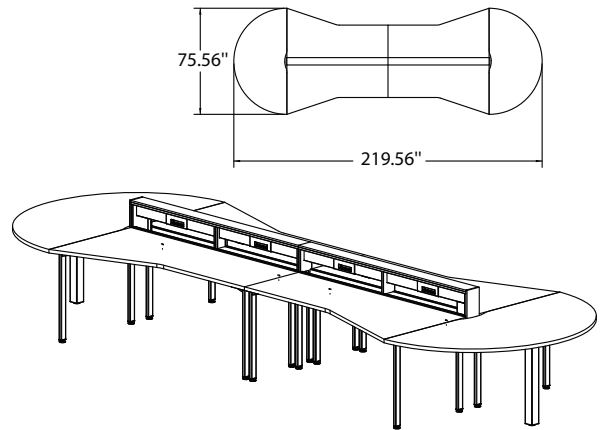
e5 BENCHING IDEA STARTER #22 **GSA**

Consists of:

Qty.	Model No.	Description	List Price Each
2	EZHL7224LL	72 x 24" Left-Hand Hatchets with 1 Standard Leg	893.00
2	EZHR7224LL	72" W x 24" D Right-Hand Hatchets with 1 Standard Leg	893.00
4	EZH36F	36"W Overhead Cabinets w/Frosted Glass Doors	812.00
4	EZPM24BF	Mobile Pedestal	637.00
4	EZSC15	Upholstered Cushion*	284.00
1	EZTB72HS	Technology Beltway, 4-Circuit Starter	1,869.00
1	EZTB72HA	Technology Beltway, 4-Circuit Adder	1,709.00

**TOTAL: 14,082.00**

NOTE: 4-Circuit Power provided



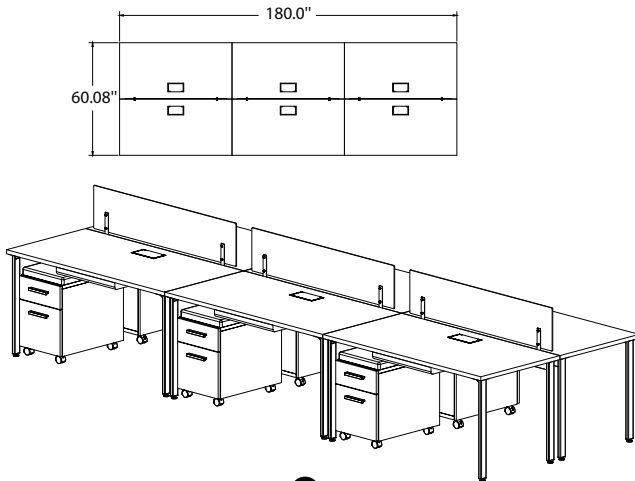
e5 BENCHING IDEA STARTER #23A **GSA**

Consists of:

Qty.	Model No.	Description	List Price Each
2	EZHL7224LL	72 x 24" Left-Hand Hatchets with 1 Standard Leg	893.00
2	EZHR7224LL	72 x 24" Right-Hand Hatchets with 1 Standard Leg	893.00
1	EZTB72HS	Technology Beltway, 4-Circuit Starter	1,869.00
1	EZTB72HA	Technology Beltway, 4-Circuit Adder	1,709.00
1	EZHR76	Half Round Table Kit for Back-to-Back Tables w/Beltway	879.00

**TOTAL: 8,029.00**

NOTE: Single-Circuit Power provided



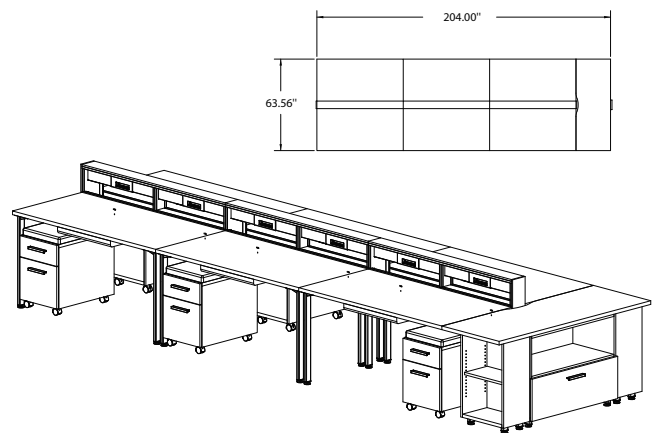
e5 BENCHING IDEA STARTER #24 **GSA**

Consists of:

Qty.	Model No.	Description	List Price Each
6	EZ6030LL	60 x 30" Tops with Standard Legs	694.00
6	EZPM24BF	Mobile Pedestals	637.00
6	EZSC15	Cushions*	284.00
3	EZAPP54	Privacy Screens	407.00
6	19400	Pencil Drawers	102.00
1	ECS	72", Single-Circuit Infeed	296.00
6	EC60FS	60" Table Power Kit	602.00

**TOTAL: 15,431.00**

NOTE: 4-Circuit Power provided



e5 BENCHING IDEA STARTER #25A **GSA**

Consists of:

Qty.	Model No.	Description	List Price Each
6	EZ6030LL	60 x 30" Tops with Standard Legs	694.00
6	EZPM24BF	Mobile Pedestals	637.00
6	EZSC15	Cushions*	284.00
6	19400	Pencil Drawers	102.00
1	EZTB60HS	Technology Beltway, 4-Circuit Starter	1,772.00
2	EZTB60HA	Technology Beltway, 4-Circuit Adder	1,601.00
1	EZR64	Productivity Top for Back-to-Back Tables w/Beltway	493.00
1	EZ3628FNT	Open Top/Lateral File Bottom Cabinet	1,265.00
2	EZFC18	End Cabinet Book Shelf	577.00

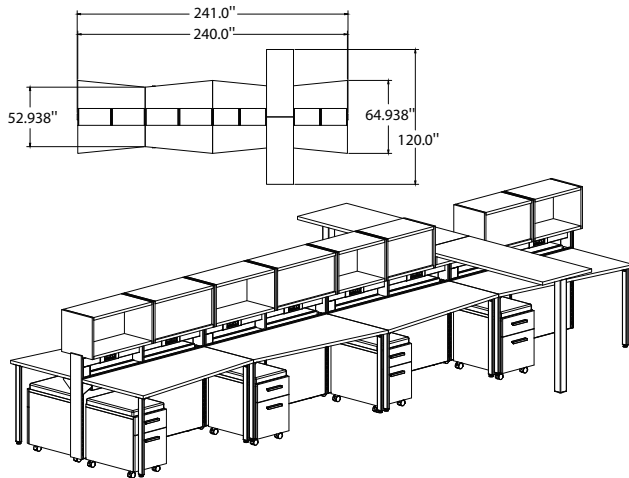
**TOTAL: 18,228.00**

\*Only Grade Two fabrics are available on cushions as part of this Idea Starter.

**NOT AVAILABLE ON QUICK SHIP PROGRAM**

- Must order by component level

NOTE: 4-Circuit Power provided



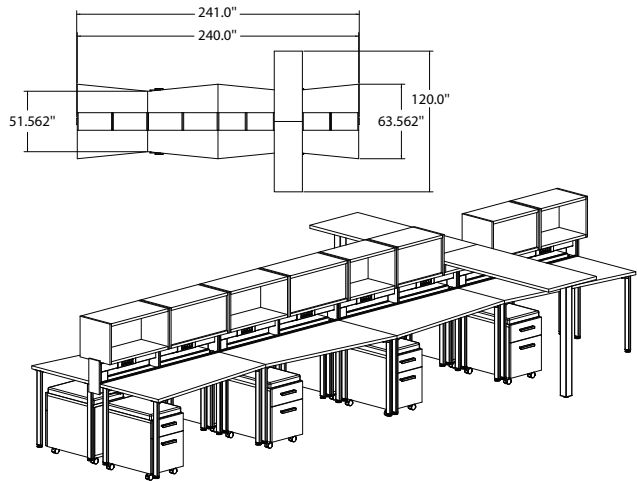
**e5 BENCHING IDEA STARTER #26**

Consists of:

Qty.	Model No.	Description	List Price Each
4	EZTL60LW	60" L Tapered Work Surface/Left-Handed/Cantilevered	612.00
4	EZTR60LW	60" L Tapered Work Surface/Right-Handed/Cantilevered	612.00
2	EZP6024	Standing-Height Peninsula Tables	665.00
8	EZPM24BF	Mobile Pedestal	637.00
8	EZSC15	Seat Cushion for Mobile Pedestal*	284.00
4	EZH30	30" W Overhead Cabinet	438.00
4	EZH24	24" W Overhead Cabinet	402.00
1	EZTW60HS	Technology Wall, 4-Circuit Starter	2,730.00
3	EZTW60HA	Technology Wall, 4-Circuit Adder	2,559.00

**TOTAL: 27,361.00**

NOTE: 4-Circuit Power provided



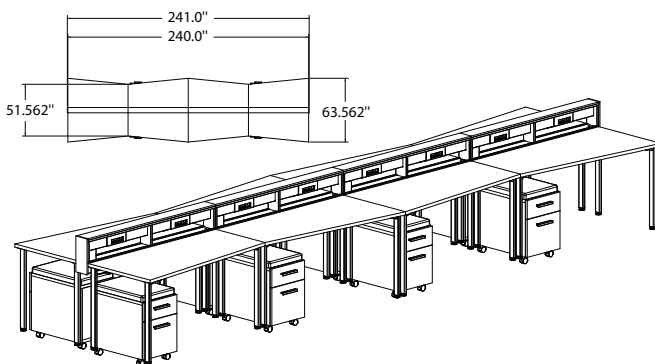
**e5 BENCHING IDEA STARTER #27**

Consists of:

Qty.	Model No.	Description	List Price Each
4	EZTL60LL	60" L Tapered Work Surface/Left-Handed	732.00
4	EZTR60LL	60" L Tapered Work Surface/Right-Handed	732.00
2	EZP6024	Standing-Height Peninsula Tables	665.00
8	EZPM24BF	Mobile Pedestal	637.00
8	EZSC15	Seat Cushion for Mobile Pedestal*	284.00
4	EZH30	30" W Overhead Cabinet	438.00
4	EZH24	24" W Overhead Cabinet	402.00
1	EZTB60HS	Technology Beltway, 4-Circuit Starter	1,772.00
3	EZTB60HA	Technology Beltway, 4-Circuit Adder	1,601.00

**TOTAL: 24,489.00**

NOTE: 4-Circuit Power provided



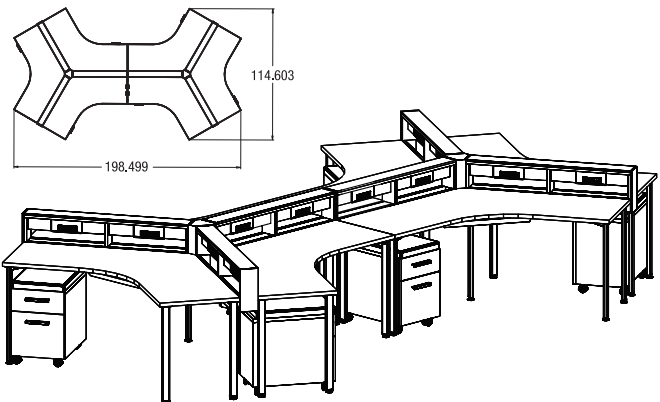
**e5 BENCHING IDEA STARTER #28**

Consists of:

Qty.	Model No.	Description	List Price Each
4	EZTL60LL	60" L Tapered Work Surface/Left-Handed	732.00
4	EZTR60LL	60" L Tapered Work Surface/Right-Handed	732.00
8	EZPM24BF	Mobile Pedestal	637.00
8	EZSC15	Seat Cushion for Mobile Pedestal*	284.00
1	EZTB60HS	Technology Beltway, 4-Circuit Starter	1,772.00
3	EZTB60HA	Technology Beltway, 4-Circuit Adder	1,601.00

**TOTAL: 19,799.00**

NOTE: 4-Circuit Power provided



**e5 BENCHING IDEA STARTER #29**

Consists of:

Qty.	Model No.	Description	List Price Each
2	EZOT2448H	3 Person Pod with 120° HPL Work Surfaces	6,645.00
2	EZTB48HS	Beltway 4-Circuit Starter Kits, 48" W x 5 1/4" D x 12 3/8" H	1,680.00
4	EZTB48HA	Beltway 4-Circuit Adder Kits, 48" W x 5 1/4" D x 12 3/8" H	1,501.00
2	EZOTCONN	Connector Module to fill center space when using three beltways with 120° tops	462.00
6	EZPM24BF	Mobile Pedestal	637.00
6	EZSC15	Seat Cushion for Mobile Pedestal*	284.00

**TOTAL: 29,104.00**

\*Only Grade Two fabrics are available on cushions as part of this Idea Starter.

# e5™ Work Surfaces and Supports - Kits

## e5™ WORK SURFACES AND SUPPORTS – KITS GSA

Make specifying easy with kits that are ordered under one model number.

- All e5 work surfaces in kits are available in HPL options. Add "H" after the size in the model no., i.e. EZ4824HLL and add \$50 list. If choose HPL need to pick edge color, see page 40
- Assemblies consist of a work surface, support, surface support channel and optional modesty panels
- All kits include hardware and installation instructions
- Optional modesty panels are available in frosted acrylic or laminate with attachment hardware included
- Short legs are intended to be used with Layered Height Storage Cabinets page 67

### HOW TO SPECIFY:

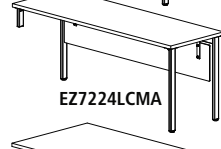
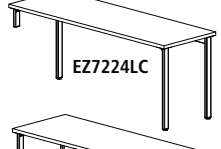
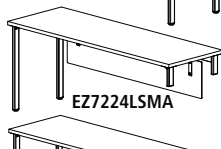
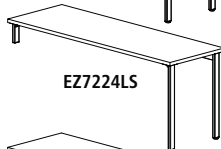
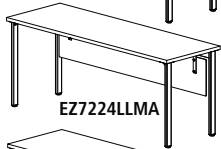
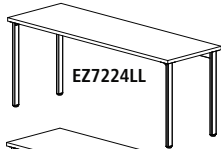
Select Model No. (ie., EZ4824LL)

**OPTION 1** Select Modesty Panel if desired (Add Suffix)  
ML (Laminate Panel); MA (Acrylic Panel)

**OPTION 2** Select Laminate  
See page 11 for colors  
HPL option add "H" after size

**OPTION 3** Select Paint Finish for metal parts  
TKSV (Tech Silver); BLCK (Black); WHIT (White)

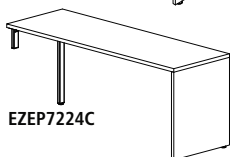
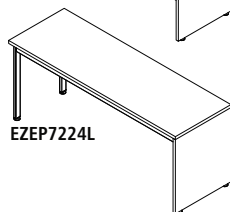
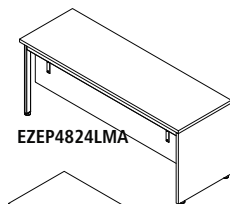
### RECTANGULAR SURFACE/LEG GSA



Model No.	Dimensions	List Price	Laminate Modesty Panel (+ML)	Acrylic Modesty Panel (+MA)
<b>Surface/4 Standard Legs</b>				
EZ4824LL	48"W x 24"D x 29½"H	655.00	991.00	1,114.00
EZ6024LL	60"W x 24"D x 29½"H	688.00	1,059.00	1,317.00
EZ7224LL	72"W x 24"D x 29½"H	729.00	1,112.00	1,383.00
EZ4830LL	48"W x 30"D x 29½"H	662.00	997.00	1,120.00
EZ6030LL	60"W x 30"D x 29½"H	694.00	1,066.00	1,151.00
EZ7230LL	72"W x 30"D x 29½"H	739.00	1,123.00	1,394.00
EZ6036LL	60"W x 36"D x 29½"H	747.00	1,118.00	1,374.00
EZ7236LL	72"W x 36"D x 29½"H	795.00	1,178.00	1,446.00
<b>Surface/2 Standard Legs/2 Short Legs</b>				
EZ4824LS	48"W x 24"D x 29½"H	622.00	953.00	1,052.00
EZ6024LS	60"W x 24"D x 29½"H	654.00	994.00	1,284.00
EZ7224LS	72"W x 24"D x 29½"H	695.00	1,072.00	1,340.00
EZ4830LS	48"W x 30"D x 29½"H	629.00	959.00	1,058.00
EZ6030LS	60"W x 30"D x 29½"H	661.00	1,000.00	1,290.00
EZ7230LS	72"W x 30"D x 29½"H	707.00	1,082.00	1,352.00
EZ6036LS	60"W x 36"D x 29½"H	714.00	1,053.00	1,339.00
EZ7236LS	72"W x 36"D x 29½"H	762.00	1,139.00	1,404.00
<b>Surface/3 Standard Legs/1 Short Leg</b>				
EZ4824LC	48"W x 24"D x 29½"H	644.00	979.00	1,103.00
EZ6024LC	60"W x 24"D x 29½"H	676.00	1,048.00	1,306.00
EZ7224LC	72"W x 24"D x 29½"H	717.00	1,100.00	1,373.00
EZ6030LC	60"W x 30"D x 29½"H	683.00	1,054.00	1,313.00
EZ7230LC	72"W x 30"D x 29½"H	728.00	1,111.00	1,382.00
EZ6036LC	60"W x 36"D x 29½"H	735.00	1,106.00	1,362.00
EZ7236LC	72"W x 36"D x 29½"H	784.00	1,167.00	1,436.00

### RECTANGULAR SURFACE/FULL END PANEL GSA

- An HPL option is not available as standard for e5 kits with full end panels. Call for quotation if this is required.



Model No.	Dimensions	List Price	Laminate Modesty Panel (+ML)	Acrylic Modesty Panel (+MA)
<b>Surface/End Panel/2 Standard Legs</b>				
EZEP4824L	48"W x 24"D x 29½"H	659.00	994.00	1,117.00
EZEP6024L	60"W x 24"D x 29½"H	705.00	1,075.00	1,333.00
EZEP7224L	72"W x 24"D x 29½"H	810.00	1,193.00	1,460.00
EZEP4830L	48"W x 30"D x 29½"H	815.00	1,150.00	1,266.00
EZEP6030L	60"W x 30"D x 29½"H	759.00	1,130.00	1,384.00
EZEP7230L	72"W x 30"D x 29½"H	824.00	1,207.00	1,474.00
EZEP6036L	60"W x 36"D x 29½"H	815.00	1,187.00	1,438.00
EZEP7236L	72"W x 36"D x 29½"H	880.00	1,263.00	1,527.00
<b>Surface/End Panel/1 Standard Leg/1 Short Leg</b>				
EZEP4824C	48"W x 24"D x 29½"H	647.00	982.00	1,106.00
EZEP6024C	60"W x 24"D x 29½"H	692.00	1,064.00	1,321.00
EZEP7224C	72"W x 24"D x 29½"H	798.00	1,182.00	1,450.00
EZEP4830C	48"W x 30"D x 29½"H	804.00	1,139.00	1,255.00
EZEP6030C	60"W x 30"D x 29½"H	747.00	1,118.00	1,374.00

RECTANGULAR SURFACE/FULL END PANEL SUPPORT KITS 

HOW TO SPECIFY:

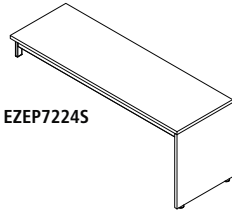
Select Model No. (ie., EZEP7230C)

OPTION 1 Select Modesty Panel if desired (Add Suffix)  
ML (Laminate Panel); MA (Acrylic Panel)

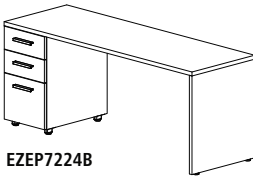
OPTION 2 Select Laminate  
See page 40 for colors  
HPL option add "H" after size

OPTION 3 Select Paint Finish for metal parts  
TKSV (Tech Silver); BLCK (Black); WHIT (White)

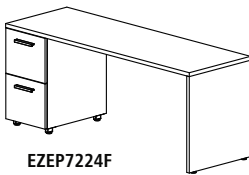
Model No.	Dimensions	List Price	Laminate Modesty Panel (+ML)	Acrylic Modesty Panel (+MA)
<b>Surface/End Panel/1 Standard Leg/1 Short Leg (continued)</b>				
EZEP7230C	72"W x 30"D x 29½"H	811.00	1,194.00	1,461.00
EZEP6036C	60"W x 36"D x 29½"H	804.00	1,175.00	1,428.00
EZEP7236C	72"W x 36"D x 29½"H	868.00	1,251.00	1,488.00
<b>Surface/End Panel/2 Short Legs</b>				
EZEP4824S	48"W x 24"D x 29½"H	625.00	956.00	1,055.00
EZEP6024S	60"W x 24"D x 29½"H	671.00	1,010.00	1,298.00
EZEP7224S	72"W x 24"D x 29½"H	777.00	1,153.00	1,417.00
EZEP4830S	48"W x 30"D x 29½"H	783.00	1,113.00	1,204.00
EZEP6030S	60"W x 30"D x 29½"H	725.00	1,065.00	1,352.00
EZEP7230S	72"W x 30"D x 29½"H	790.00	1,167.00	1,431.00
EZEP6036S	60"W x 36"D x 29½"H	783.00	1,121.00	1,405.00
EZEP7236S	72"W x 36"D x 29½"H	847.00	1,223.00	1,484.00
<b>Surface/End Panel/BBF Pedestal</b>				
EZEP4824B	48"W x 24"D x 29½"H	1,387.00	1,707.00	1,726.00
EZEP6024B	60"W x 24"D x 29½"H	1,433.00	1,767.00	1,853.00
EZEP7224B	72"W x 24"D x 29½"H	1,536.00	1,908.00	2,124.00
EZEP4830B	48"W x 30"D x 29½"H	1,600.00	1,918.00	1,929.00
EZEP6030B	60"W x 30"D x 29½"H	1,544.00	1,878.00	1,957.00
EZEP7230B	72"W x 30"D x 29½"H	1,605.00	1,977.00	2,190.00
EZEP6036B	60"W x 36"D x 29½"H	1,672.00	2,007.00	2,080.00
EZEP7236B	72"W x 36"D x 29½"H	1,735.00	2,105.00	2,312.00
<b>Surface/End Panel/FF Pedestal</b>				
EZEP4824F	48"W x 24"D x 29½"H	1,340.00	1,660.00	1,683.00
EZEP6024F	60"W x 24"D x 29½"H	1,385.00	1,720.00	1,808.00
EZEP7224F	72"W x 24"D x 29½"H	1,489.00	1,861.00	2,079.00
EZEP4830F	48"W x 30"D x 29½"H	1,553.00	1,871.00	1,885.00
EZEP6030F	60"W x 30"D x 29½"H	1,496.00	1,831.00	1,912.00
EZEP7230F	72"W x 30"D x 29½"H	1,558.00	1,930.00	2,144.00
EZEP6036F	60"W x 36"D x 29½"H	1,598.00	1,933.00	2,009.00
EZEP7236F	72"W x 36"D x 29½"H	1,661.00	2,031.00	2,241.00



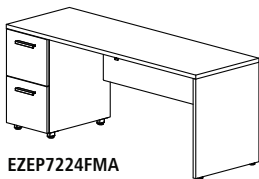
EZEP7224S



EZEP7224B



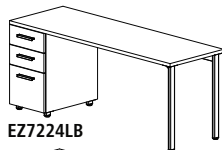
EZEP7224F



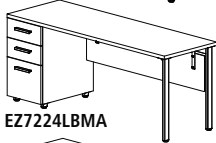
EZEP7224FMA

RECTANGULAR SURFACE/SUPPORT PEDESTAL KITS 

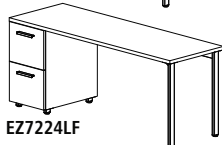
Model No.	Dimensions	List Price	Laminate Modesty Panel (+ML)	Acrylic Modesty Panel (+MA)
<b>Surface/BBF Pedestal/2 Standard Legs</b>				
EZ4824LB	48"W x 24"D x 29½"H	1,385.00	1,704.00	1,724.00
EZ6024LB	60"W x 24"D x 29½"H	1,416.00	1,751.00	1,837.00
EZ7224LB	72"W x 24"D x 29½"H	1,458.00	1,830.00	2,050.00
EZ6030LB	60"W x 30"D x 29½"H	1,479.00	1,814.00	1,897.00
EZ7230LB	72"W x 30"D x 29½"H	1,525.00	1,897.00	2,113.00
EZ6036LB	60"W x 36"D x 29½"H	1,603.00	1,938.00	2,014.00
EZ7236LB	72"W x 36"D x 29½"H	1,652.00	2,024.00	2,234.00
<b>Surface/FF Pedestal/2 Standard Legs</b>				
EZ4824LF	48"W x 24"D x 29½"H	1,338.00	1,657.00	1,680.00
EZ6024LF	60"W x 24"D x 29½"H	1,369.00	1,704.00	1,792.00
EZ7224LF	72"W x 24"D x 29½"H	1,411.00	1,783.00	2,005.00
EZ6030LF	60"W x 30"D x 29½"H	1,432.00	1,766.00	1,852.00
EZ7230LF	72"W x 30"D x 29½"H	1,478.00	1,850.00	2,068.00
EZ6036LF	60"W x 36"D x 29½"H	1,529.00	1,864.00	1,945.00
EZ7236LF	72"W x 36"D x 29½"H	1,578.00	1,950.00	2,164.00



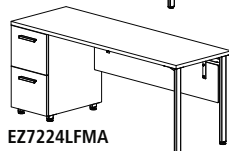
EZ7224LB



EZ7224LBMA



EZ7224LF



EZ7224LFMA

Office Suites  
Seating  
Tables  
Desks  
Meeting Essentials  
Personal Organization  
Ergonomics  
High Density Storage  
Storage & Filing  
Facilities  
Technology Furniture  
Art & Engineering

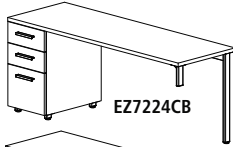
## RECTANGULAR SURFACE/SUPPORT PEDESTAL KITS

**HOW TO SPECIFY:**  
Select Model No. (ie., EZ7230CB)

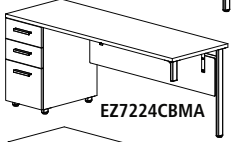
**OPTION 1** Select Modesty Panel if desired (Add Suffix)  
ML (Laminate Panel); MA (Acrylic Panel)

**OPTION 2** Select Laminate  
See page 40 for colors  
HPL option add "H" after size

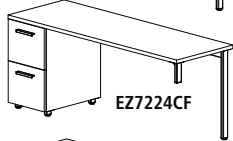
**OPTION 3** Select Paint Finish for metal parts  
TKSV (Tech Silver); BLCK (Black); WHIT (White)



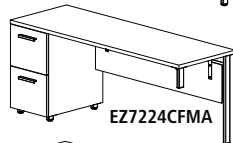
EZ7224CB



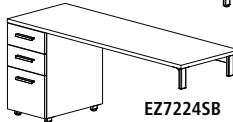
EZ7224CBMA



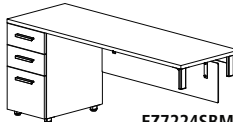
EZ7224CF



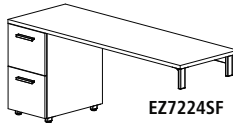
EZ7224CFMA



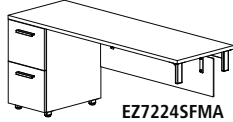
EZ7224SB



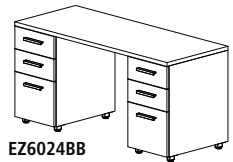
EZ7224SBMA



EZ7224SF



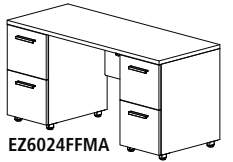
EZ7224SFMA



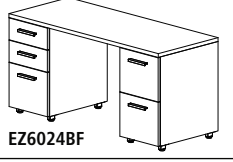
EZ6024BB



EZ6024FF



EZ6024FFMA



EZ6024BF

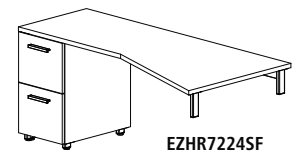
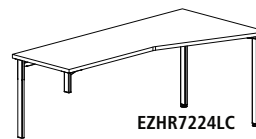
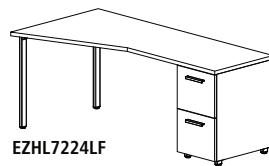
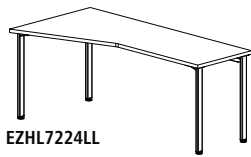
Model No.	Dimensions	List Price	Laminate Modesty Panel (+ML)	Acrylic Modesty Panel (+MA)
<b>Surface/BBF Pedestal/1 Standard Leg/1 Short Leg</b>				
EZ4824CB	48"W x 24"D x 29½"H	1,374.00	1,692.00	1,714.00
EZ6024CB	60"W x 24"D x 29½"H	1,405.00	1,740.00	1,826.00
EZ7224CB	72"W x 24"D x 29½"H	1,447.00	1,818.00	2,038.00
EZ6030CB	60"W x 30"D x 29½"H	1,468.00	1,802.00	1,886.00
EZ7230CB	72"W x 30"D x 29½"H	1,513.00	1,885.00	2,101.00
EZ6036CB	60"W x 36"D x 29½"H	1,592.00	1,927.00	2,004.00
EZ7236CB	72"W x 36"D x 29½"H	1,641.00	2,012.00	2,222.00
<b>Surface/FF Pedestal/1 Standard Leg/1 Short Leg</b>				
EZ4824CF	48"W x 24"D x 29½"H	1,327.00	1,645.00	1,669.00
EZ6024CF	60"W x 24"D x 29½"H	1,358.00	1,692.00	1,782.00
EZ7224CF	72"W x 24"D x 29½"H	1,400.00	1,771.00	1,993.00
EZ6030CF	60"W x 30"D x 29½"H	1,420.00	1,755.00	1,840.00
EZ7230CF	72"W x 30"D x 29½"H	1,466.00	1,837.00	2,056.00
EZ6036CF	60"W x 36"D x 29½"H	1,518.00	1,853.00	1,933.00
EZ7236CF	72"W x 36"D x 29½"H	1,567.00	1,938.00	2,152.00
<b>Surface/BBF Pedestal/2 Short Legs</b>				
EZ4824SB	48"W x 24"D x 29½"H	1,353.00	1,667.00	1,684.00
EZ6024SB	60"W x 24"D x 29½"H	1,383.00	1,698.00	1,775.00
EZ7224SB	72"W x 24"D x 29½"H	1,425.00	1,764.00	2,016.00
EZ6030SB	60"W x 30"D x 29½"H	1,446.00	1,776.00	1,834.00
EZ7230SB	72"W x 30"D x 29½"H	1,492.00	1,831.00	2,079.00
EZ6036SB	60"W x 36"D x 29½"H	1,570.00	1,901.00	1,952.00
EZ7236SB	72"W x 36"D x 29½"H	1,620.00	1,958.00	2,200.00
<b>Surface/FF Pedestal/2 Short Legs</b>				
EZ4824SF	48"W x 24"D x 29½"H	1,305.00	1,620.00	1,640.00
EZ6024SF	60"W x 24"D x 29½"H	1,336.00	1,667.00	1,730.00
EZ7224SF	72"W x 24"D x 29½"H	1,378.00	1,717.00	1,971.00
EZ6030SF	60"W x 30"D x 29½"H	1,399.00	1,728.00	1,789.00
EZ7230SF	72"W x 30"D x 29½"H	1,445.00	1,784.00	2,033.00
EZ6036SF	60"W x 36"D x 29½"H	1,496.00	1,827.00	1,882.00
EZ7236SF	72"W x 36"D x 29½"H	1,546.00	1,885.00	2,130.00
<b>Surface/2 BBF Pedestals</b>				
EZ6024BB	60"W x 24"D x 29½"H	2,145.00	2,460.00	2,437.00
EZ7224BB	72"W x 24"D x 29½"H	2,190.00	2,520.00	2,541.00
EZ6030BB	60"W x 30"D x 29½"H	2,264.00	2,578.00	2,550.00
EZ7230BB	72"W x 30"D x 29½"H	2,312.00	2,642.00	2,657.00
EZ6036BB	60"W x 36"D x 29½"H	2,460.00	2,774.00	2,737.00
EZ7236BB	72"W x 36"D x 29½"H	2,511.00	2,842.00	2,739.00
<b>Surface/2 FF Pedestals</b>				
EZ6024FF	60"W x 24"D x 29½"H	2,051.00	2,365.00	2,348.00
EZ7224FF	72"W x 24"D x 29½"H	2,095.00	2,426.00	2,451.00
EZ6030FF	60"W x 30"D x 29½"H	2,169.00	2,483.00	2,463.00
EZ7230FF	72"W x 30"D x 29½"H	2,217.00	2,548.00	2,571.00
EZ6036FF	60"W x 36"D x 29½"H	2,312.00	2,626.00	2,596.00
EZ7236FF	72"W x 36"D x 29½"H	2,363.00	2,694.00	2,705.00
<b>Surface/BBF Pedestal/FF Pedestal</b>				
EZ6024BF	60"W x 24"D x 29½"H	2,098.00	2,412.00	2,393.00
EZ7224BF	72"W x 24"D x 29½"H	2,142.00	2,473.00	2,497.00
EZ6030BF	60"W x 30"D x 29½"H	2,216.00	2,531.00	2,505.00
EZ7230BF	72"W x 30"D x 29½"H	2,265.00	2,595.00	2,613.00
EZ6036BF	60"W x 36"D x 29½"H	2,386.00	2,700.00	2,666.00
EZ7236BF	72"W x 36"D x 29½"H	2,437.00	2,768.00	2,776.00

Office Suites  
Seating  
Tables  
Desks  
Meeting Essentials  
Personal Organization  
Ergonomics  
High Density Storage & Filing  
Facilities  
Technology Furniture  
Art & Engineering

**HOW TO SPECIFY:** Select Model No. (ie., EZHL7224LL) | **OPTION 1** Select Modesty Panel if desired (Add Suffix) ML (Laminate Panel); MA (Acrylic Panel) | **OPTION 2** Select Laminate See page 40 for colors HPL option add "H" after size | **OPTION 3** Select Paint Finish for metal parts TKSV (Tech Silver); BLCK (Black); WHIT (White)

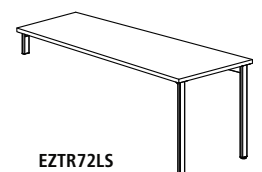
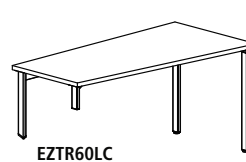
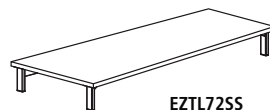
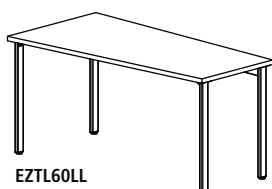
**HATCHET SURFACE/SUPPORT KITS** 

Model No.	Description	Dimensions	List Price	Laminate Modesty Panel (+ML)	Acrylic Modesty Panel (+MA)
EZHL7224LL	Hatchet Left Surface with 4 Standard Legs	72"W x 36" - 24"D x 29½"H	893.00	1,278.00	1,529.00
EZHL7224SS	Hatchet Left Surface with 4 Short Legs	72"W x 36" - 24"D x 29½"H	828.00	1,199.00	1,450.00
EZHL7224LC	Hatchet Left Surface with 3 Standard Legs & 1 Short Leg	72"W x 36" - 24"D x 29½"H	882.00	1,259.00	1,519.00
EZHL7224LS	Hatchet Left Surface with 2 Standard Legs & 2 Short Legs	72"W x 36" - 24"D x 29½"H	861.00	1,238.00	1,498.00
EZHL7224LB	Hatchet Left Surface with 2 Standard Legs & 1 BBF Pedestal	72"W x 36" - 24"D x 29½"H	1,624.00	1,995.00	2,207.00
EZHL7224LF	Hatchet Left Surface with 2 Standard Legs & 1 FF Pedestal	72"W x 36" - 24"D x 29½"H	1,576.00	1,867.00	2,162.00
EZHL7224SB	Hatchet Left Surface with 2 Short Legs & 1 BBF Pedestal	72"W x 36" - 24"D x 29½"H	1,591.00	1,930.00	2,172.00
EZHL7224SF	Hatchet Left Surface with 2 Short Legs & 1 FF Pedestal	72"W x 36" - 24"D x 29½"H	1,544.00	1,882.00	2,128.00
EZHR7224LL	Hatchet Right Surface with 4 Standard Legs	72"W x 36" - 24"D x 29½"H	893.00	1,278.00	1,529.00
EZHR7224SS	Hatchet Right Surface with 4 Short Legs	72"W x 36" - 24"D x 29½"H	828.00	1,199.00	1,450.00
EZHR7224LC	Hatchet Right Surface with 3 Standard Legs & 1 Short Leg	72"W x 36" - 24"D x 29½"H	882.00	1,259.00	1,519.00
EZHR7224LS	Hatchet Right Surface with 2 Standard Legs & 2 Short Legs	72"W x 36" - 24"D x 29½"H	861.00	1,238.00	1,498.00
EZHR7224LB	Hatchet Right Surface with 2 Standard Legs & 1 BBF Pedestal	72"W x 36" - 24"D x 29½"H	1,624.00	1,995.00	2,207.00
EZHR7224LF	Hatchet Right Surface with 2 Standard Legs & 1 FF Pedestal	72"W x 36" - 24"D x 29½"H	1,576.00	1,867.00	2,162.00
EZHR7224SB	Hatchet Right Surface with 2 Short Legs & 1 BBF Pedestal	72"W x 36" - 24"D x 29½"H	1,591.00	1,930.00	2,172.00
EZHR7224SF	Hatchet Right Surface with 2 Short Legs & 1 FF Pedestal	72"W x 36" - 24"D x 29½"H	1,544.00	1,882.00	2,128.00



**TAPERED SURFACE/SUPPORT KITS** 

Model No.	Description	Dimensions	List Price	Laminate Modesty Panel (+ML)	Acrylic Modesty Panel (+MA)
EZTL60LL	60" Tapered Left Surface with 4 Standard Legs	60"W x 30" - 24"D x 29½"H	732.00	1,103.00	1,359.00
EZTL60SS	60" Tapered Left Surface with 4 Short Legs	60"W x 30" - 24"D x 29½"H	665.00	1,000.00	1,124.00
EZTL60LC	60" Tapered Left Surface with 3 Standard Legs & 1 Short Leg	60"W x 30" - 24"D x 29½"H	720.00	1,092.00	1,348.00
EZTL60LS	60" Tapered Left Surface with 2 Standard Legs & 2 Short Legs	60"W x 30" - 24"D x 29½"H	709.00	1,048.00	1,335.00
EZTL72LL	72" Tapered Left Surface with 4 Standard Legs	72"W x 30" - 24"D x 29½"H	784.00	1,167.00	1,436.00
EZTL72SS	72" Tapered Left Surface with 4 Short Legs	72"W x 30" - 24"D x 29½"H	717.00	1,089.00	1,344.00
EZTL72LC	72" Tapered Left Surface with 3 Standard Legs & 1 Short Leg	72"W x 30" - 24"D x 29½"H	771.00	1,154.00	1,424.00
EZTL72LS	72" Tapered Left Surface with 2 Standard Legs & 2 Short Legs	72"W x 30" - 24"D x 29½"H	760.00	1,131.00	1,385.00
EZTR60LL	60" Tapered Right Surface with 4 Standard Legs	60"W x 30" - 24"D x 29½"H	732.00	1,103.00	1,348.00
EZTR60SS	60" Tapered Right Surface with 4 Short Legs	60"W x 30" - 24"D x 29½"H	665.00	1,000.00	1,124.00
EZTR60LC	60" Tapered Right Surface with 3 Standard Legs & 1 Short Leg	60"W x 30" - 24"D x 29½"H	720.00	1,092.00	1,348.00
EZTR60LS	60" Tapered Right Surface with 2 Standard Legs & 2 Short Legs	60"W x 30" - 24"D x 29½"H	709.00	1,048.00	1,335.00
EZTR72LL	72" Tapered Right Surface with 4 Standard Legs	72"W x 30" - 24"D x 29½"H	784.00	1,167.00	1,436.00
EZTR72SS	72" Tapered Right Surface with 4 Short Legs	72"W x 30" - 24"D x 29½"H	717.00	1,089.00	1,344.00
EZTR72LC	72" Tapered Right Surface with 3 Standard Legs & 1 Short Leg	72"W x 30" - 24"D x 29½"H	771.00	1,154.00	1,424.00
EZTR72LS	72" Tapered Right Surface with 2 Standard Legs & 2 Short Legs	72"W x 30" - 24"D x 29½"H	760.00	1,131.00	1,385.00



Office Suites  
Seating  
Tables  
Desks  
Meeting Essentials  
Personal Organization  
Ergonomics  
High Density Storage  
Storage & Filing  
Facilities  
Technology Furniture  
Art & Engineering

## HOW TO SPECIFY:

Select Model No. (ie., EZ3624RR)

### OPTION 1

Select Modesty Panel if desired (Add Suffix)  
ML (Laminate Panel); MA (Acrylic Panel)

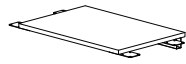
### OPTION 2

Select Laminate  
See page 40 for colors  
HPL option add "H" after size

### OPTION 3

Select Paint Finish for metal parts  
TKSV (Tech Silver); BLCK (Black); WHIT (White)

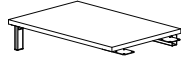
## BRIDGE SURFACE/SUPPORT KITS GSA



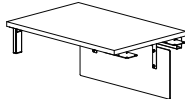
EZ3624RR



EZ3624RRMA



EZ3624SR

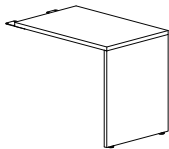


EZ3624SRMA

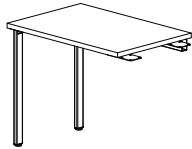
Model No.	Dimensions	List Price	Laminate Modesty Panel (+ML)	Acrylic Modesty Panel (+MA)
<b>Bridge Surface with 4 Attaching Brackets</b>				
EZ3624RR	36" W x 24" D x 29½" H	336.00	654.00	728.00
EZ4224RR	42" W x 24" D x 29½" H	389.00	979.00	831.00
EZ4824RR	48" W x 24" D x 29½" H	433.00	768.00	904.00
<b>Bridge Surface with 2 Short Legs &amp; 2 Attaching Brackets</b>				
EZ3624SR	36" W x 24" D x 29½" H	450.00	768.00	836.00
EZ4224SR	42" W x 24" D x 29½" H	468.00	798.00	906.00
EZ4824SR	48" W x 24" D x 29½" H	515.00	849.00	980.00

## RETURN SURFACE/SUPPORT KITS GSA

- For returns with full end panels the HPL standard is not available. Call for quotation if HPL is a requirement



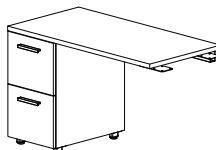
EZEP3624R



EZ3624LR



EZ4824RB



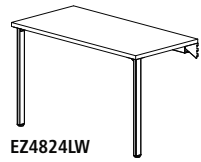
EZ4824RF

Model No.	Description	Dimensions	List Price	Laminate Modesty Panel (+ML)	Acrylic Modesty Panel (+MA)
<b>Return Surface with Full End Panel &amp; 2 Attaching Brackets</b>					
EZEP3624R	Surface/24" End Panel/Bracket	36" W x 24" D x 29½" H	471.00	790.00	847.00
EZEP4224R	Surface/24" End Panel/Bracket	42" W x 24" D x 29½" H	504.00	839.00	940.00
EZEP4824R	Surface/24" End Panel/Bracket	48" W x 24" D x 29½" H	549.00	884.00	1,013.00
EZEP3630R	Surface/30" End Panel/Bracket	36" W x 30" D x 29½" H	530.00	849.00	912.00
EZEP4230R	Surface/30" End Panel/Bracket	42" W x 30" D x 29½" H	571.00	902.00	1,003.00
EZEP4830R	Surface/30" End Panel/Bracket	48" W x 30" D x 29½" H	707.00	1,041.00	1,163.00
<b>Return Surface with 2 Standard Legs &amp; 2 Attaching Brackets</b>					
EZ3624LR	Surface/Standard Legs/Bracket	36" W x 24" D x 29½" H	483.00	802.00	867.00
EZ4224LR	Surface/Standard Legs/Bracket	42" W x 24" D x 29½" H	501.00	832.00	937.00
EZ4824LR	Surface/Standard Legs/Bracket	48" W x 24" D x 29½" H	547.00	882.00	1,011.00
EZ3630LR	Surface/Standard Legs/Bracket	36" W x 30" D x 29½" H	473.00	792.00	859.00
EZ4230LR	Surface/Standard Legs/Bracket	42" W x 30" D x 29½" H	511.00	842.00	948.00
EZ4830LR	Surface/Standard Legs/Bracket	48" W x 30" D x 29½" H	554.00	888.00	1,018.00
<b>Return Surface with 2 Attaching Brackets &amp; 1 Box/Box/File Pedestal</b>					
EZ4824RB	Return/BBF Pedestal/Bracket	48" W x 24" D x 29½" H	1,275.00	1,590.00	1,621.00
EZ4830RB	Return/BBF Pedestal/Bracket	48" W x 30" D x 29½" H	1,337.00	1,656.00	1,679.00
<b>Return Surface with 2 Attaching Brackets &amp; 1 File/File Pedestal</b>					
EZ4824RF	Return/FF Pedestal/Bracket	48" W x 24" D x 29½" H	1,227.00	1,547.00	1,575.00
EZ4830RF	Return/FF Pedestal/Bracket	48" W x 30" D x 29½" H	1,290.00	1,608.00	1,635.00

**HOW TO SPECIFY:** Select Model No. (ie., EZ4824LW) | **OPTION 1** Select Modesty Panel if desired (Add Suffix) ML (Laminate Panel); MA (Acrylic Panel) | **OPTION 2** Select Laminate See page 40 for colors HPL option add "H" after size | **OPTION 3** Select Paint Finish for metal parts TKS (Tech Silver); BLCK (Black); WHIT (White)

**CANTILEVERED TECHNOLOGY WALL SURFACES/SUPPORT KITS** 

- Technology wall is not freestanding. Please purchase optional Foot Kit see page 75
- Short legs are intended to be used with Layered Height Storage Cabinets



EZ4824LW



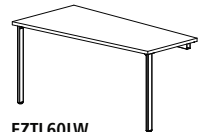
EZ7230KB



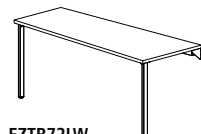
EZ7230KF



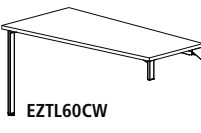
EZ4824CW



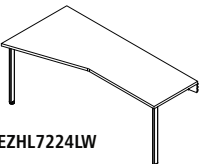
EZTL60LW



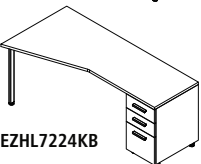
EZTR72LW



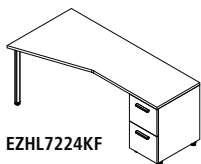
EZTL60CW



EZHL7224LW



EZHL7224KB



EZHL7224KF



EZHL7224CW

Model No.	Description	Dimensions	List Price
<b>Rectangular Surface with 2 Standard Legs &amp; 2 Cantilevered Brackets</b>			
EZ4824LW		48"W x 24"D x 29½"H	535.00
EZ6024LW		60"W x 24"D x 29½"H	568.00
EZ7224LW		72"W x 24"D x 29½"H	609.00
EZ4830LW		48"W x 30"D x 29½"H	542.00
EZ6030LW		60"W x 30"D x 29½"H	574.00
EZ7230LW		72"W x 30"D x 29½"H	619.00
<b>Rectangular Surface with 1 Standard Leg, 1 Cantilevered Bracket &amp; BBF Pedestal</b>			
EZ4824KB		48"W x 24"D x 29½"H	1,288.00
EZ6024KB		60"W x 24"D x 29½"H	1,308.00
EZ7224KB		72"W x 24"D x 29½"H	1,341.00
EZ4830KB		48"W x 30"D x 29½"H	1,351.00
EZ6030KB		60"W x 30"D x 29½"H	1,370.00
EZ7230KB		72"W x 30"D x 29½"H	1,408.00
<b>Rectangular Surface with 1 Standard Leg, 1 Cantilevered Bracket &amp; FF Pedestal</b>			
EZ4824KF		48"W x 24"D x 29½"H	1,241.00
EZ6024KF		60"W x 24"D x 29½"H	1,261.00
EZ7224KF		72"W x 24"D x 29½"H	1,294.00
EZ4830KF		48"W x 30"D x 29½"H	1,303.00
EZ6030KF		60"W x 30"D x 29½"H	1,323.00
EZ7230KF		72"W x 30"D x 29½"H	1,361.00
<b>Rectangular Surface with 1 Standard Leg, 1 Short Leg &amp; 2 Cantilevered Brackets</b>			
EZ4824CW		48"W x 24"D x 29½"H	524.00
EZ6024CW		60"W x 24"D x 29½"H	556.00
EZ7224CW		72"W x 24"D x 29½"H	597.00
EZ4830CW		48"W x 30"D x 29½"H	530.00
EZ6030CW		60"W x 30"D x 29½"H	563.00
EZ7230CW		72"W x 30"D x 29½"H	607.00
<b>Tapered Surface with 2 Standard Legs &amp; 2 Cantilevered Brackets</b>			
EZTL60LW	Tapered Surface/Left	60"W x 30" - 24"D x 29½"H	612.00
EZTL72LW	Tapered Surface/Left	72"W x 30" - 24"D x 29½"H	663.00
EZTR60LW	Tapered Surface/Right	60"W x 30" - 24"D x 29½"H	612.00
EZTR72LW	Tapered Surface/Right	72"W x 30" - 24"D x 29½"H	663.00
<b>Tapered Surface with 1 Standard Leg, 1 Short Leg &amp; 2 Cantilevered Brackets</b>			
EZTL60CW	Tapered Surface/Left	60"W x 30" - 24"D x 29½"H	600.00
EZTL72CW	Tapered Surface/Left	72"W x 30" - 24"D x 29½"H	651.00
EZTR60CW	Tapered Surface/Right	60"W x 30" - 24"D x 29½"H	600.00
EZTR72CW	Tapered Surface/Right	72"W x 30" - 24"D x 29½"H	651.00
<b>Hatchet Surface with 2 Standard Legs &amp; 2 Cantilevered Brackets</b>			
EZHL7224LW	Hatchet Surface/Left	72"W x 36" - 24"D x 29½"H	773.00
EZHR7224LW	Hatchet Surface/Right	72"W x 36" - 24"D x 29½"H	773.00
<b>Hatchet Surface with 1 Standard Leg, 1 Cantilevered Bracket &amp; BBF Pedestal</b>			
EZHL7224KB	Hatchet Surface/Left	72"W x 36" - 24"D x 29½"H	1,507.00
EZHR7224KB	Hatchet Surface/Right	72"W x 36" - 24"D x 29½"H	1,507.00
<b>Hatchet Surface with 1 Standard Leg, 1 Cantilevered Bracket &amp; FF Pedestal</b>			
EZHL7224KF	Hatchet Surface/Left	72"W x 36" - 24"D x 29½"H	1,459.00
EZHR7224KF	Hatchet Surface/Right	72"W x 36" - 24"D x 29½"H	1,459.00
<b>Hatchet Surface with 1 Standard Leg, 1 Short Leg &amp; 2 Cantilevered Brackets</b>			
EZHL7224CW	Hatchet Surface/Left	72"W x 36" - 24"D x 29½"H	762.00
EZHR7224CW	Hatchet Surface/Right	72"W x 36" - 24"D x 29½"H	762.00

Office Suites  
Seating  
Tables  
Desks  
Meeting Essentials  
Personal Organization  
Ergonomics  
High Density Storage  
Storage & Filing  
Facilities  
Technology Furniture  
Art & Engineering

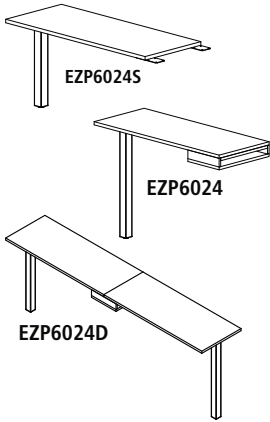


**PENINSULA TABLES** 

- 1 1/8" Thermally Fused Laminate work surfaces available in six colors with matching 2mm PVC edging
- Standing-height table can support an overhead access module (EZCA24 on page 73) that can be a passthrough to the other side of the beltway

**Laminate Colors**  
 Biltmore Cherry - LCRM  
 Cocoa - 5AGX  
 Summer Suede - 5AGY  
 White - 5AGZ  
 Walnut - 5AHA  
 Raven - 5AHB

**Leg Colors**  
 White - G5  
 Tech Silver - HK5  
 Black - S5



Model No.	Description	Dimensions	Weight	List Price
EZP6024S	Peninsula Table – Standard Desk-Height with Post Leg	60"W x 24"D x 29½"H	61	466.00
EZP6024	Peninsula Table – Standing-Height with Post Leg and underneath storage cubicle that attaches to the technology beltway. Ideal for single-sided workstations.	60"W x 24"D x 42"H	70	665.00
EZP6024D	Double-Sided Peninsula Table – Standing-Height with Post Leg and underneath storage cubicle that attaches to the technology beltway. Ideal for double-sided workstations.	120"W x 24"D x 42"H	70	1,285.00

**CREDENZAS** 

- Optional laminate or acrylic modesty panels available on page 65-66.
- Short legs are intended to be used with Layered Height Storage Cabinets.

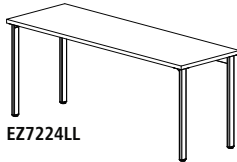
**HOW TO SPECIFY:**

Select Model No. (ie., EZ6024LL)

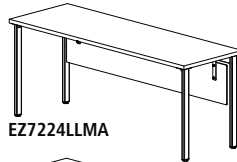
**OPTION 1** Select Modesty Panel if desired (Add Suffix)  
 ML (Laminate Panel); MA (Acrylic Panel)

**OPTION 2** Select Laminate  
 See page 40 for colors  
 HPL option Add "H" after size

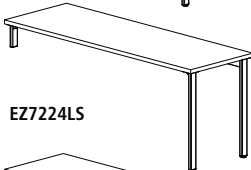
**OPTION 3** Select Paint Finish for metal parts  
 TKSV (Tech Silver); BLCK (Black); WHIT (White)



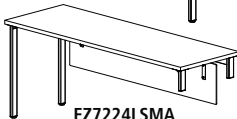
EZ7224LL



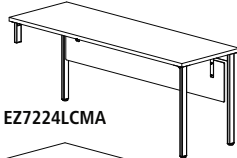
EZ7224LLMA



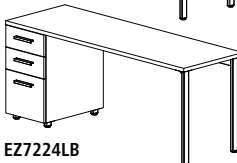
EZ7224LS



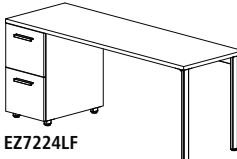
EZ7224LSMA



EZ7224LCMA

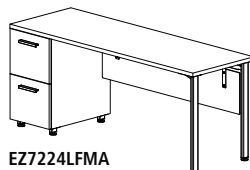


EZ7224LB

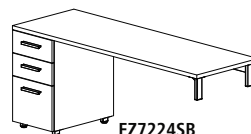


EZ7224LF

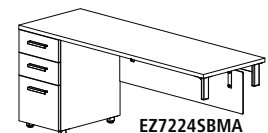
Model No.	Dimensions	List Price	Laminate Modesty Panel (+ML)	Acrylic Modesty Panel (+MA)
<b>Surface/4 Standard Legs</b>				
EZ6024LL	60"W x 24"D x 29½"H	688.00	1,059.00	1,317.00
EZ7224LL	72"W x 24"D x 29½"H	729.00	1,112.00	1,383.00
<b>Surface/2 Standard Legs/2 Short Legs</b>				
EZ6024LS	60"W x 24"D x 29½"H	654.00	994.00	1,284.00
EZ7224LS	72"W x 24"D x 29½"H	695.00	1,072.00	1,340.00
<b>Surface/3 Standard Legs/1 Short Leg</b>				
EZ6024LC	60"W x 24"D x 29½"H	676.00	1,048.00	1,306.00
EZ7224LC	72"W x 24"D x 29½"H	717.00	1,100.00	1,373.00
<b>Surface/2 Standard Legs/BBF Pedestal</b>				
EZ6024LB	60"W x 24"D x 29½"H	1,416.00	1,751.00	1,837.00
EZ7224LB	72"W x 24"D x 29½"H	1,458.00	1,830.00	2,050.00
<b>Surface/2 Standard Legs/FF Pedestal</b>				
EZ6024LF	60"W x 24"D x 29½"H	1,369.00	1,704.00	1,792.00
EZ7224LF	72"W x 24"D x 29½"H	1,411.00	1,783.00	2,005.00
<b>Surface/2 Short Legs/BBF Pedestal</b>				
EZ6024SB	60"W x 24"D x 29½"H	1,383.00	1,698.00	1,775.00
EZ7224SB	72"W x 24"D x 29½"H	1,425.00	1,764.00	2,016.00
<b>Surface/2 Short Legs/FF Pedestal</b>				
EZ6024SF	60"W x 24"D x 29½"H	1,336.00	1,667.00	1,730.00
EZ7224SF	72"W x 24"D x 29½"H	1,378.00	1,717.00	1,971.00



EZ7224LFMA



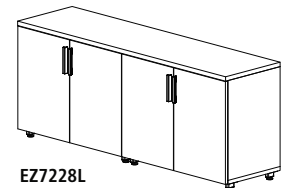
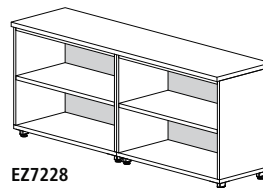
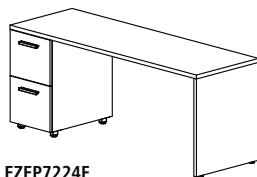
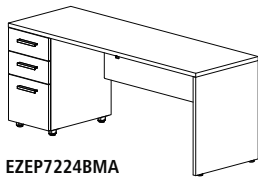
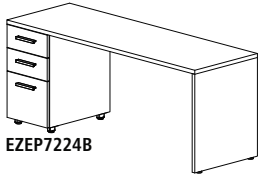
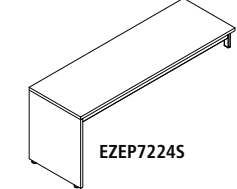
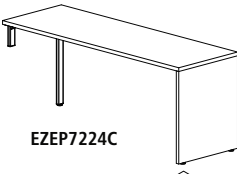
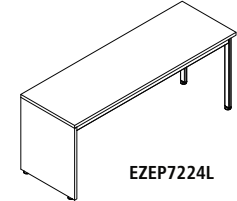
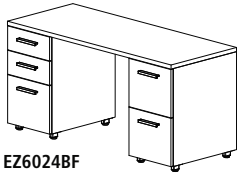
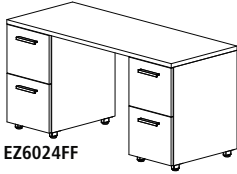
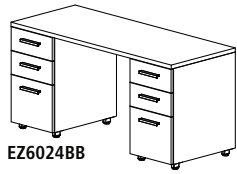
EZ7224SB



EZ7224SBMA

CREDENZAS 

• An HPL option is not available as standard for e5 kits with end panels. Call for quotation if HPL is required



Model No.	Dimensions	List Price	Laminate Modesty Panel (+ML)	Acrylic Modesty Panel (+MA)
<b>Surface/2 BBF Pedestals</b>				
EZ6024BB	60"W x 24"D x 29½"H	2,145.00	2,460.00	2,437.00
EZ7224BB	72"W x 24"D x 29½"H	2,190.00	2,520.00	2,541.00
<b>Surface/2 FF Pedestals</b>				
EZ6024FF	60"W x 24"D x 29½"H	2,051.00	2,365.00	2,348.00
EZ7224FF	72"W x 24"D x 29½"H	2,095.00	2,426.00	2,451.00
<b>Surface/BBF Pedestal/FF Pedestal</b>				
EZ6024BF	60"W x 24"D x 29½"H	2,098.00	2,412.00	2,393.00
EZ7224BF	72"W x 24"D x 29½"H	2,142.00	2,473.00	2,497.00
<b>Surface/2 Standard Legs/End Panel</b>				
EZEP6024L	60"W x 24"D x 29½"H	705.00	1,075.00	1,333.00
EZEP7224L	72"W x 24"D x 29½"H	810.00	1,193.00	1,460.00
<b>Surface/1 Standard Leg/1 Short Leg/End Panel</b>				
EZEP6024C	60"W x 24"D x 29½"H	692.00	1,064.00	1,321.00
EZEP7224C	72"W x 24"D x 29½"H	798.00	1,182.00	1,450.00
<b>Surface/2 Short Legs/End Panel</b>				
EZEP6024S	60"W x 24"D x 29½"H	671.00	1,010.00	1,298.00
EZEP7224S	72"W x 24"D x 29½"H	777.00	1,153.00	1,417.00
<b>Surface/End Panel/BBF Pedestal</b>				
EZEP6024B	60"W x 24"D x 29½"H	1,433.00	1,767.00	1,853.00
EZEP7224B	72"W x 24"D x 29½"H	1,536.00	1,908.00	2,124.00
<b>Surface/End Panel/FF Pedestal</b>				
EZEP6024F	60"W x 24"D x 29½"H	1,385.00	1,720.00	1,808.00
EZEP7224F	72"W x 24"D x 29½"H	1,489.00	1,861.00	2,079.00

Model No.	Dimensions	Weight	List Price	Laminate Modesty Panel (+ML)	Acrylic Modesty Panel (+MA)
<b>Surface-Height Storage Cabinets – Upper and Bottom Divided, Open (Two 36" Cabinets with Common 1½" Top)</b>					
EZ7228	72"W x 18"D x 29½"H	173	1,942.00	N/A	N/A
<b>Surface-Height Storage Cabinets – Hinged Laminate Doors (Two 36" Cabinets with Common 1½" Top)</b>					
EZ7228L	72"W x 18"D x 29½"H	197	2,362.00	N/A	N/A

# e5™ Standing-Height Tables

## e5™ STANDING-HEIGHT TABLES

- e5 Tables have Thermally Fused Laminate work surfaces
- All e5 worksurfaces are available in HPL options. Add "H" after the model no., i.e. EZSH4828ECH and use the HPL (+H) List Price
- See page 40 for edges for HPL
- Legs available in White, Black and Silver. Specify paint color
- Additional models provide precut hole cutouts for surface electrical or conferencing equipment. Precut holes compatible with electrical components listed On page 61. There is one cutout on 48" and 60" W tables and two cutouts on 72" and 84" W tables. No grommet cover is included; must purchase electrical kits below.
- All table assemblies consist of worksurface, support legs, surface support channels, appropriate hardware and optional specified electrical unit cutouts.

### Laminate Colors

Biltmore Cherry - LCRM  
Cocoa - 5AGX  
Summer Suede - 5AGY  
White - 5AGZ  
Walnut - 5AHA  
Raven - 5AHB

### Leg Colors

White - G5  
Tech Silver - HK5  
Black - S5

#### HOW TO SPECIFY:

Select Model No. (ie., EZSH4828EC)

#### OPTION

Select Laminate

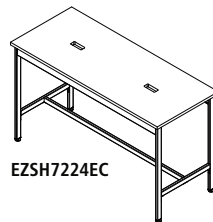
1 See page 40 for colors  
HPL option Add "H" after model #

#### OPTION

Select Paint Finish for metal parts

2 TKS (Tech Silver); BLCK (Black); WHIT (White)

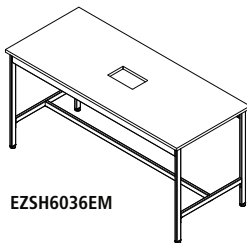
Model No.	Descriptions/Dimensions	List	HPL List (+H)
<b>Standing-Height Tables - No Cutouts</b>			
EZSH4824	48"W x 24"D x 42"H	1,284.00	1,335.00
EZSH6024	60"W x 24"D x 42"H	1,397.00	1,448.00
EZSH7224	72"W x 24"D x 42"H	1,458.00	1,510.00
EZSH8424	84"W x 24"D x 42"H	1,695.00	1,746.00
EZSH4830	48"W x 30"D x 42"H	1,335.00	1,386.00
EZSH6030	60"W x 30"D x 42"H	1,417.00	1,448.00
EZSH7230	72"W x 30"D x 42"H	1,489.00	1,541.00
EZSH8430	84"W x 30"D x 42"H	1,725.00	1,777.00
EZSH6036	60"W x 36"D x 42"H	1,438.00	1,489.00
EZSH7236	72"W x 36"D x 42"H	1,520.00	1,571.00
EZSH8436	84"W x 36"D x 42"H	1,797.00	1,849.00



Model No.	Descriptions/Dimensions	List	HPL List (+H)
<b>Standing-Height Tables with Electrical Cutouts - each Cutout is 5/8" W x 2 L" to accommodate surface electrical kits*</b>			
EZSH4824EC	48"W x 24"D x 42"H - one cutout	1,304.00	1,356.00
EZSH6024EC	60"W x 24"D x 42"H - one cutout	1,417.00	1,469.00
EZSH7224EC	72"W x 24"D x 42"H - two cutouts	1,499.00	1,551.00
EZSH8424EC	84"W x 24"D x 42"H - two cutouts	1,736.00	1,787.00
EZSH4830EC	48"W x 30"D x 42"H - one cutout	1,356.00	1,407.00
EZSH6030EC	60"W x 30"D x 42"H - one cutout	1,438.00	1,469.00
EZSH7230EC	72"W x 30"D x 42"H - two cutouts	1,530.00	1,582.00
EZSH8430EC	84"W x 30"D x 42"H - two cutouts	1,766.00	1,818.00
EZSH6036EC	60"W x 36"D x 42"H - one cutout	1,458.00	1,510.00
EZSH7236EC	72"W x 36"D x 42"H - two cutouts	1,561.00	1,612.00
EZSH8436EC	84"W x 36"D x 42"H - two cutouts	1,838.00	1,890.00

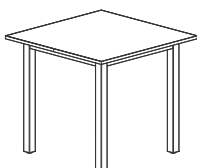
\* Electrical kit information is on page 32

Model No.	Descriptions/Dimensions	List	HPL List (+H)
<b>Standing-Height with Meeting Unit Cutout - Cutout 7 1/2" W x 12 1/2" L</b>			
EZSH6036EM	60"W x 36"D x 42"H - one cutout	1,479.00	1,612.00
EZSH7236EM	72"W x 36"D x 42"H - one cutout	1,561.00	1,715.00
EZSH8436EM	84"W x 36"D x 42"H - one cutout	1,838.00	1,992.00



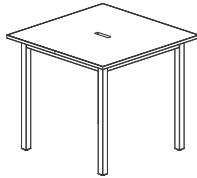
## e5™ STANDING-HEIGHT SQUARE TABLES

- All standard choices and information listed above for e5 regular Standing-Height Tables apply



Model No.	Descriptions/Dimensions	Weight	List	HPL List (+H)
<b>Square Standing-Height Tables - No Factory Cutouts</b>				
EZLS48	Square 42"H Table - 48"W x 48"D x 42"H	200	1,695.00	1,746.00
EZLS54	Square 42"H Table - 54"W x 54"D x 42"H	226	1,772.00	1,823.00
EZLS60	Square 42"H Table - 60"W x 60"D x 42"H	256	1,849.00	1,900.00

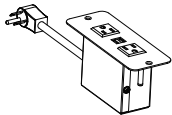
e5™ STANDING-HEIGHT SQUARE TABLES 



Model No.	Descriptions/Dimensions	Weight	List	HPL List (+H)
<b>Square Standing-Height Tables - With Factory Cutouts Only</b>				
EZLS48EC	Square 42" H Table with Electrical Cutouts - 48"W x 48"D x 42"H	200	1,725.00	1,777.00
EZLS54EC	Square 42" H Table with Electrical Cutouts - 54"W x 54"D x 42"H	226	1,802.00	1,854.00
EZLS60EC	Square 42" H Table with Electrical Cutouts - 60"W x 60"D x 42"H	256	1,879.00	1,931.00
Note: Each Cutout is 2" x 8¼" to accommodate Surface Mount Electrical EZSCK4				
Model No.	Descriptions/Dimensions	Weight	List	
EZLSCK	Set of 4 Dual-Wheel Casters with Brake Caster 37mm diameter; stem 5/16" - 18 x 5/8"	2		41.00

**SURFACE ELECTRICAL KITS - PLUG-IN** 

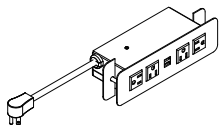
- For electrical module holes to be cut at the factory order table models above ending in "EC"
- Select Silver, Gloss White or Black module cover
- One cutout on 48" W and 60" W tables; two cutouts on 72" W and 84" W tables



Model No.	Description	Power/USB Details	List Price
EZSCK	48" and 60" - Table Kit Silver Flush Module Base, 5¼"W x 2"D	2 power receptacles, 2 USB connectors with 108" plug-in cord	500.00

**SURFACE ELECTRICAL KITS - PLUG-IN (CONTINUED)** 

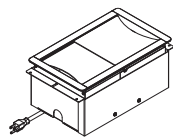
Model No.	Description	Power/USB Details	List Price
EZDCK72	72" Table Kit 2 Flush Module Base	2 power receptacles, 2 USB connectors 1 - 31" interconnecting cable, 1 - 72" starter cord	1,055.00
EZDCK84	84" Table Kit 2 Flush Module Base	2 power receptacles, 2 USB connectors 1 - 31" interconnecting cable, 1 - 72" starter cord	1,055.00



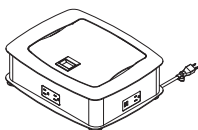
Model No.	Description	Power/USB Details	List Price
EZSCK4	Keep™ Cantilevered Table Electrical Kit - Flush Module Base	4 power receptacles, 2 USB connectors with 108" plug-in cord	639.00

**MEETING/CONFERENCE UNITS** 

- Convert any space into a collaborative space with the portable unit, easy-to-use technology solution



Model No.	Description	Dimensions	List Price
EZMR	Grommet Mounted HDMI Stationary Unit includes 4 power, 4 2.1A USB Charging Ports, 4 HDMI Show Me Cables, HDMI 4 position Switch Box 2 plate cutouts, 15' HDMI Monitor Cable and 108" Cord	13¼" W x 8" D x 9¼" H	9,404.00



Model No.	Description	Dimensions	List Price
EZGA	Portable Meeting Technology includes 4 power, 4 2.1A USB Charging Ports, 4 HDMI Show Me Cables, HDMI 4 position Switch Box 15' HDMI Monitor Cable, 108" Cord and Black Carry Case	14¾" W x 11¼" D x 4½" H	10,541.00

Office Suites  
Seating  
Tables  
Desks  
Meeting Essentials  
Personal Organization  
Ergonomics  
High Density Storage  
Storage & Filing  
Facilities  
Technology Furniture  
Art & Engineering

e5™ 120° WORKSTATIONS 

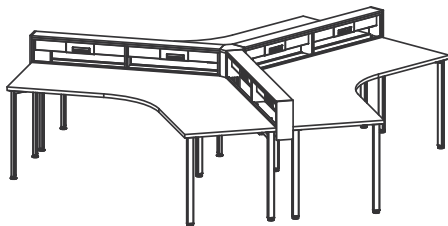
- 1½" thermally fused Laminate work surfaces available in six e5 colors with matching 2mm PVC edgebanding
- All e5 120° Workstations are also available in HPL options. Add "H" after the model no., i.e. EZOT2448EH, see page 40 for edge options
- 120° e5 Workstation Pods: **Three Options** 1) Workstations with no cutouts, 2) with surface power module cutouts (power modules are ordered separately below), 3) with power beltways (order model no. EZOT2448 or EZOT3060 when using beltway)

Laminate Colors

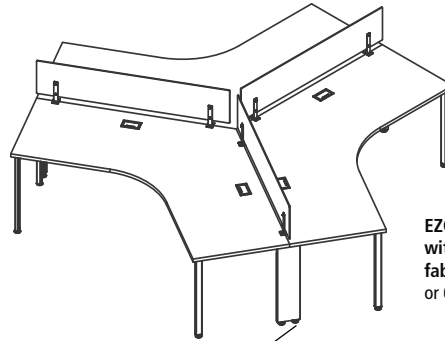
- Biltmore Cherry - LCRM
- Cocoa - 5AGX
- Summer Suede - 5AGY
- White - 5AGZ
- Walnut - 5AHA
- Raven - 5AHB

Model No.	Descriptions	Dimensions	List	HPL List (+H)
EZOT2448 *	3 Person Pod with 120° work surfaces	24" x 50" x 50" x 24"	6,491.00	6,645.00
EZOT2448E	3 Person Pod with 120° work surfaces with power/ module cutouts	24" x 50" x 50" x 24"	6,614.00	6,768.00
EZOT3060 *	3 Person Pod with 120° work surfaces	30" x 62" x 62" x 30"	7,595.00	7,749.00
EZOT3060E	3 Person Pod with 120° work surfaces with power/ module cutout	30" x 62" x 62" x 30"	7,718.00	7,872.00

\*Order model number when using Beltways




EZOT3060 with optional Beltways (see page 63)



EZOT3060 with optional e5 acrylic or fabric panels. See page 65 or 66 for options.

EZDLCK

Model No.	Dimensions	List Price
<b>Leg Cover Kit</b> - optional accessory for use with plain and surface power configurations only (NOT for use with beltways) Steel choose e5 paint color see page 40		
EZDLCK	6¼" W x 27½" H	128.00

POWER KITS AND BELTWAYS FOR e5 120° WORKSTATION PODS 

Surface Power Kits (Fit factory cutouts for EZOT2448E, EZOT2448EH, EZOT3060E and EZOT3060EH)

- All kits include 6 modules - 2 power 2 USB each; (5) connecting cables and 72" plug in infeed
- Modules available in Silver-S, Gloss White-W and Black-B

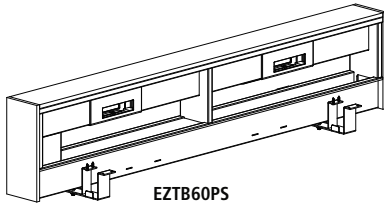
Model No.	Description	List
EZOTE48	48" Table Kits	2,774.00
EZOTE60	60" Table Kits	2,774.00

**BELTWAYS FOR USE WITH EZOT2448, EZOT2448H, EZOT3060 AND EZOT3060H** 

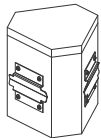
- To connect beltways in the center of the configuration use model number EZOTCONN in one of the e5 six standard TFL colors
- Connector installs easily without tools using the same slide on bracket used with beltway cladding
- Can use both single - circuit or four - circuit beltway starter
- 3 beltways of choice will be required as there are 3 workstations

**TFL-Laminate Colors**

- Biltmore Cherry - LCRM
- Cocoa - 5AGX
- Summer Suede - 5AGY
- White - 5AGZ
- Walnut - 5AHA
- Raven - 5AHB



**EZTB60PS**



**EZOTCONN**



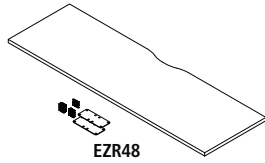
**EZSCL37**

Model No.	Dimensions	List Price
<b>Single-Circuit- Starters only - three required per three person pod</b>		
<b>Order (three) Starters include one 72" plug-in infeed cable, two dual-sided power blocks and four data plate cut-outs</b>		
EZTB48PS	48"W x 5¼"D x 12¾"H	1,652.00
EZTB60PS	60"W x 5¼"D x 12¾"H	1,744.00
<b>4-Circuit-Beltways - 1 starter/2 adders required per three person pod</b>		
<b>Order (1) Starters include one 144" hardwire infeed cable, two dual-sided power blocks and four data plate cut-outs</b>		
EZTB48HS	48"W x 5¼"D x 12¾"H	1,680.00
EZTB60HS	60"W x 5¼"D x 12¾"H	1,772.00
<b>Then Order (2) Adders include two dual-sided power blocks and four data plate cutouts</b>		
EZTB48HA	48"W x 5¼"D x 12¾"H	1,501.00
EZTB60HA	60"W x 5¼"D x 12¾"H	1,601.00
<b>And Order (1) Connector module to fill center space when using three beltways with 120° tops</b>		
EZOTCONN	2½" x 5¼" x 2½" x 5¼" x 2½" x 5¼" x 8½" H (TFL color options)	462.00
EZSCL37	Cladding - to use with beltways to go from top of beltway to floor between end legs. Order three for each pod if desired as an option	166.00

PRODUCTIVITY AREA (STORAGE CABINETS WITH BOOKSHELF) 

- Ideal for back-to-back end-of-run applications.
- A la carte area by selecting the surface (no legs), undersurface cabinet option and end-cabinet filler bookshelf (if space permits)
- Each rectangular top surface includes two Bridge Brackets and two L-Brackets
- Surfaces overhang lower cabinet by 6" to allow for cable management
- e5 Productivity work surfaces are available in HPL options. Add H at the end of the model number, i.e. EZR48H and add \$50 to the list price

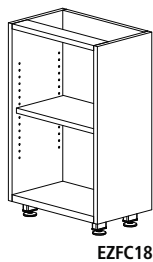
**BUILD-AN-END**



Model No.	Description – Rectangular Top Surface	Dimensions	List Price
EZR48	For (2) 24"D Back-to-Back Tables	48"W x 24"D	450.00
EZR52	For (2) 24"D Back-to-Back Tables with Beltway	52"W x 24"D	471.00
EZR53	For (2) 24"D Back-to-Back Tables with Techwall	53"W x 24"D	493.00
EZR60	For (2) 30"D Back-to-Back Tables	60"W x 24"D	471.00
EZR64	For (2) 30"D Back-to-Back Tables with Beltway	64"W x 24"D	493.00
EZR65	For (2) 30"D Back-to-Back Tables with Techwall	65"W x 24"D	515.00
EZR72	For (2) 36"D Back-to-Back Tables	72"W x 24"D	493.00
EZR76	For (2) 36"D Back-to-Back Tables with Beltway	76"W x 24"D	515.00
EZR77	For (2) 36"D Back-to-Back Tables with Techwall	77"W x 24"D	535.00

Model No.	Description	Dimensions	List Price
EZ3628FFNT	Double Lateral File Drawer, NO TOP	36"W x 18"D x 28½"H	1,497.00
EZ3628FNT	Open Upper Lever, Lateral File Drawer Lower, NO TOP	36"W x 18"D x 28½"H	1,265.00
EZ3628NT	2 Shelf Bookcase, NO TOP	36"W x 18"D x 28½"H	868.00
EZ3628LNT	Laminate Hinged Doors, NO TOP	36"W x 18"D x 28½"H	1,062.00

**END CABINET FILLER BOOK SHELF** 



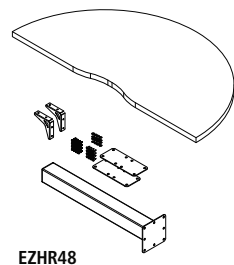
Model No.	Description	Dimensions	List Price
EZFC18	1 Adjustable 9½"D Shelf, Foot Kit, Mounting Screws Filler Shelf	18"W x 11"D x 28½"H	577.00

NOTE: Top and Storage Cabinets must be ordered separately.  
Two End Cabinet Filler Shelves may be required.

**MEETING END** 

- Includes surface size of your choice, (1) 3 x 3" Leg with adjustable glide, (2) Bridge Brackets and (2) L-Brackets
- e5 meeting ends are available in HPL options. Add "H" to the end of the model number, i.e. EZHR48H and add \$50 to the list price, see page 40 for edge options

Model No.	Description – Half Round Table Kits	Dimensions	List Price
EZHR48	For (2) 24"D Back-to-Back Tables	48" Diameter	729.00
EZHR52	For (2) 24"D Back-to-Back Tables with Beltway	52" Diameter	750.00
EZHR53	For (2) 24"D Back-to-Back Tables with Powerwall	53" Diameter	783.00
EZHR60	For (2) 30"D Back-to-Back Tables	60" Diameter	804.00
EZHR64	For (2) 30"D Back-to-Back Tables with Beltway	64" Diameter	826.00
EZHR65	For (2) 30"D Back-to-Back Tables with Powerwall	65" Diameter	879.00
EZHR72	For (2) 36"D Back-to-Back Tables	72" Diameter	858.00
EZHR76	For (2) 36"D Back-to-Back Tables with Beltway	76" Diameter	879.00
EZHR77	For (2) 36"D Back-to-Back Tables with Powerwall	77" Diameter	911.00



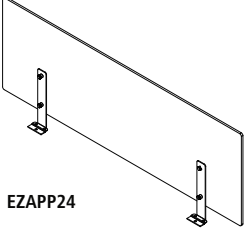
**e5™ ABOVE SURFACE ACRYLIC PRIVACY SCREENS** 

- Stylish frosted acrylic screens with flame polished edges to give the appearance of glass
- Standard Green Crystal Ice Acrylic/frosted on both sides. No color specification required
- Painted steel brackets are available in White, Silver or Black. Specify paint finish color
- Screens are meant to be space dividers or used for limited privacy – not sound absorbing
- To specify, choose panel that is 6" shorter than work surface. (For example, 60" W surface – order EZAPP54 (54" W))

**Leg Colors**

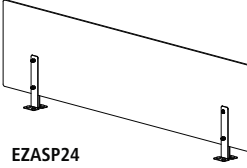
- White - G5
- Tech Silver - HK5
- Black - S5

**ACRYLIC PRIVACY PANELS – TABLE TOP MOUNTED OPTION (ATTACHES UNDERNEATH SURFACE)** 



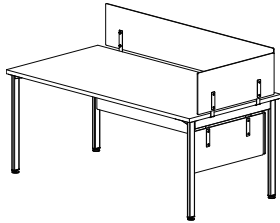
Model No.	Dimensions	List Price
EZAPP18	18"W x 3/16"D x 12 1/2"H	278.00
EZAPP24	24"W x 3/16"D x 12 1/2"H	300.00
EZAPP30	30"W x 3/16"D x 12 1/2"H	320.00
EZAPP36	36"W x 3/16"D x 12 1/2"H	332.00
EZAPP42	42"W x 3/16"D x 12 1/2"H	353.00
EZAPP48	48"W x 3/16"D x 12 1/2"H	375.00
EZAPP54	54"W x 3/16"D x 12 1/2"H	407.00
EZAPP60	60"W x 3/16"D x 12 1/2"H	428.00
EZAPP66	66"W x 3/16"D x 12 1/2"H	460.00

**ACRYLIC PRIVACY PANELS – TABLE/BELTWAY/CABINET MOUNTED OPTION (ATTACHES TO TOP OF SURFACE)** 



Model No.	Dimensions	List Price
EZASP24	24"W x 3/16"D x 12 1/2"H	300.00
EZASP30	30"W x 3/16"D x 12 1/2"H	320.00
EZASP36	36"W x 3/16"D x 12 1/2"H	332.00
EZASP42	42"W x 3/16"D x 12 1/2"H	353.00
EZASP48	48"W x 3/16"D x 12 1/2"H	375.00
EZASP54	54"W x 3/16"D x 12 1/2"H	407.00
EZASP60	60"W x 3/16"D x 12 1/2"H	428.00
EZASP66	66"W x 3/16"D x 12 1/2"H	460.00





**SIDE SURFACE SUPPORT CHANNELS / WIRE MANAGEMENT**

Model No.	Description	List Price
EZWC17	For 24"D Surfaces	88.00
EZWC23	For 30"D Surfaces	91.00
EZWC29	For 36"D Surfaces	93.00

**SIDE SURFACE MODESTY PANELS – ACRYLIC\***

Model No.	Description	Dimensions	List Price
EZMAP16	For 24"D Surfaces	16"W x 3/16"D x 12 1/2"H	267.00
EZMAP22	For 30"D Surfaces	22"W x 3/16"D x 12 1/2"H	320.00
EZMAP28	For 36"D Surfaces	28"W x 3/16"D x 12 1/2"H	332.00

\* Side Surface Support Channel required for Modesty Panel installation.

**SIDE SURFACE MODESTY PANELS – LAMINATE\***

Model No.	Description	Dimensions	List Price
EZMLP16	For 24"D Surfaces	15 3/4"W x 1/2"D x 11 7/8"H	64.00
EZMLP22	For 30"D Surfaces	21 3/4"W x 1/2"D x 11 7/8"H	70.00
EZMLP28	For 36"D Surfaces	27 3/4"W x 1/2"D x 11 7/8"H	74.00

\* Side Surface Support Channel required for Modesty Panel installation.

**SIDE SURFACE ACRYLIC PRIVACY SCREENS – ABOVE SURFACE (MOUNTS UNDERNEATH SURFACE)**

Model No.	Description	Dimensions	List Price
EZAPP18	For 24"D Surfaces	18"W x 3/16"D x 12 1/2"H	278.00
EZAPP24	For 30"D Surfaces	24"W x 3/16"D x 12 1/2"H	300.00
EZAPP30	For 36"D Surfaces	30"W x 3/16"D x 12 1/2"H	320.00

**e5™ ABOVE SURFACE FABRIC TACK PANELS**

- Space Divider (privacy) and functional tack board in one
- Overall panel height with bracket is 12 1/2" or 18 1/2". Brackets/hardware included
- Painted steel brackets are available in White-G5, Silver-HK5 or Black-S5. Specify paint finish color
- Select fabric from Guilford of Maine panel fabric. Fabrics listed in Corporate Color Program are standard, any other Guilford panel fabric is considered premier
- Tack Panel mounts on top of surface (tables, beltways, cabinets, etc.)
- To specify, choose panel that is 6" shorter than worksurface

Model No.	Description	Dimensions	List Price	(+P) List Price
EZTP2412	e5 Above Surface Fabric Tack Panels 12"H	24"W x 12"H	375.00	482.00
EZTP3012	e5 Above Surface Fabric Tack Panels 12"H	30"W x 12"H	407.00	515.00
EZTP3612	e5 Above Surface Fabric Tack Panels 12"H	36"W x 12"H	439.00	546.00
EZTP4212	e5 Above Surface Fabric Tack Panels 12"H	42"W x 12"H	493.00	600.00
EZTP4812	e5 Above Surface Fabric Tack Panels 12"H	48"W x 12"H	525.00	633.00
EZTP5412	e5 Above Surface Fabric Tack Panels 12"H	54"W x 12"H	546.00	653.00
EZTP6012	e5 Above Surface Fabric Tack Panels 12"H	60"W x 12"H	578.00	686.00
EZTP6612	e5 Above Surface Fabric Tack Panels 12"H	66"W x 12"H	621.00	729.00
EZTP2418	e5 Above Surface Fabric Tack Panels 18"H	24"W x 18"H	482.00	589.00
EZTP3018	e5 Above Surface Fabric Tack Panels 18"H	30"W x 18"H	515.00	621.00
EZTP3618	e5 Above Surface Fabric Tack Panels 18"H	36"W x 18"H	546.00	653.00
EZTP4218	e5 Above Surface Fabric Tack Panels 18"H	42"W x 18"H	600.00	708.00
EZTP4818	e5 Above Surface Fabric Tack Panels 18"H	48"W x 18"H	633.00	739.00
EZTP5418	e5 Above Surface Fabric Tack Panels 18"H	54"W x 18"H	653.00	761.00
EZTP6018	e5 Above Surface Fabric Tack Panels 18"H	60"W x 18"H	686.00	793.00
EZTP6618	e5 Above Surface Fabric Tack Panels 18"H	66"W x 18"H	729.00	836.00

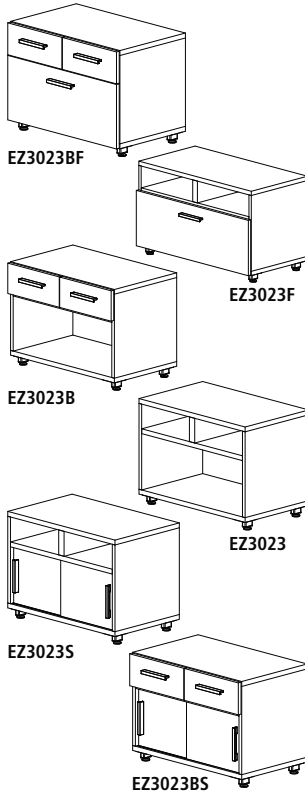
NOTE: Guilford of Maine panel fabric. Upholstery fabric not warranted. List price reflects Guilford of Maine standard panel fabric. If an alternative or premier line of fabric is selected, add suffix "P" to Model No. (Example: EZTP2412P) and use the (+P) column price above. Contact Customer Care for upcharge and lead time.

- Legs available in White-G5, Black-HK5 or Silver-S5
- Matching PVC edgbanding
- A variety of widths and internal configurations are available in the choice of 6 standard Thermally Fused Laminates

Laminate Colors

- Biltmore Cherry - LCRM
- Cocoa - 5AGX
- Summer Suede - 5AGY
- White - 5AGZ
- Walnut - 5AHA
- Raven - 5AHB

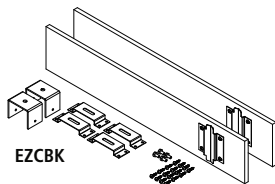
e5™ LAYERED HEIGHT STORAGE CABINETS 



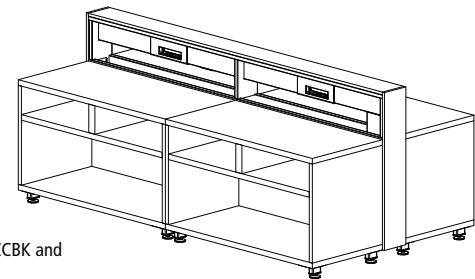
Model No.	Upper Level	Lower Level	Dimensions	Weight	List Price
EZ3023BF	2 Box Drawers	1 Lateral File Drawer	30"W x 18"D x 21¾"H	136	1,271.00
EZ3623BF	2 Box Drawers	1 Lateral File Drawer	36"W x 18"D x 21¾"H	144	1,391.00
EZ3023F	Divided Opening	1 Lateral File Drawer	30"W x 18"D x 21¾"H	124	1,023.00
EZ3623F	Divided Opening	1 Lateral File Drawer	36"W x 18"D x 21¾"H	136	1,110.00
EZ3023B	2 Box Drawers	Open	30"W x 18"D x 21¾"H	84	971.00
EZ3623B	2 Box Drawers	Open	36"W x 18"D x 21¾"H	88	1,051.00
EZ4223B	2 Box Drawers	Open	42"W x 18"D x 21¾"H	92	1,077.00
EZ4823B	2 Box Drawers	Open	48"W x 18"D x 21¾"H	96	1,104.00
EZ3023	Divided Open	Open	30"W x 18"D x 21¾"H	53	705.00
EZ3623	Divided Open	Open	36"W x 18"D x 21¾"H	55	784.00
EZ4223	Divided Open	Open	42"W x 18"D x 21¾"H	57	801.00
EZ4823	Divided Open	Open	48"W x 18"D x 21¾"H	59	828.00
EZ3023S	Divided Open	Sliding Laminate Doors	30"W x 18"D x 21¾"H	58	863.00
EZ3623S	Divided Open	Sliding Laminate Doors	36"W x 18"D x 21¾"H	60	948.00
EZ4223S	Divided Open	Sliding Laminate Doors	42"W x 18"D x 21¾"H	62	971.00
EZ4823S	Divided Open	Sliding Laminate Doors	48"W x 18"D x 21¾"H	64	997.00
EZ3023BS	2 Box Drawers	Sliding Laminate Doors	30"W x 18"D x 21¾"H	87	1,126.00
EZ3623BS	2 Box Drawers	Sliding Laminate Doors	36"W x 18"D x 21¾"H	91	1,202.00
EZ4223BS	2 Box Drawers	Sliding Laminate Doors	42"W x 18"D x 21¾"H	95	1,229.00
EZ4823BS	2 Box Drawers	Sliding Laminate Doors	48"W x 18"D x 21¾"H	99	1,256.00

BELTWAY MOUNTING KIT FOR BETWEEN LOWER STORAGE CABINETS 

- Utilize existing components into a new configuration and finish the look with a beltway mounting kit
- Includes mounting brackets and cladding pieces (order 1 kit per beltway)



Model No.	Description	List Price
EZCBK	One size fits all	320.00



Lower cabinets shown utilizing EZCBK and EZTB60PS.

OPTIONAL FABRIC SEAT CUSHIONS 

- Seat cushions are attached to cabinets with Velcro® strips (included)

For fabric choices on cushions refer to pages 144-145 for Safco standard options. Prices as quoted below. COM Fabric Program available. See separate order form on our website.

FABRIC GRADE SELECTIONS LIST PRICES				
Model No.	Dimensions	02	03	COM
EZSC15	15½"W x 23"D x 2"H (Mobile Ped Cushion)	284.00	313.00	313.00
EZSC24	23"W x 17"D x 2"H (Mobile Ped Cushion)	284.00	313.00	313.00
EZSC30	29"W x 17"D x 2"H (Mobile Ped Cushion)	305.00	335.00	335.00
EZSC36	35"W x 17"D x 2"H (Mobile Ped Cushion)	335.00	369.00	369.00
EZSC42	41"W x 17"D x 2"H (Mobile Ped Cushion)	367.00	404.00	404.00
EZSC48	47"W x 17"D x 2"H (Mobile Ped Cushion)	387.00	426.00	426.00

Office Suites  
Seating  
Tables  
Desks  
Meeting Essentials  
Personal Organization  
Ergonomics  
High Density Storage  
Storage & Filing  
Facilities  
Technology Furniture  
Art & Engineering

# e5™ Surface-Height Storage Cabinets

## e5™ SURFACE-HEIGHT STORAGE CABINETS



- Cabinets are available in a variety of widths and internal configurations in a choice of six Thermally Fused Laminates
- Storage cabinets are made of 1 1/8" TFL tops, bottoms and shelves and 3/4" TFL sides and finished backs
- Cabinets ship assembled; pulls and legs are field installed
- Legs available in White-G5, Black-HK5 or Silver-S5
- EZ3628FF files ship with randomly keyed locks as standard; field installed replacement cores and keys can be ordered at an additional cost
- Matching PVC edgebanding
- Single drawer laterals do NOT have locks

### Laminate Colors

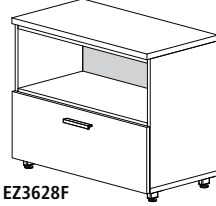
- Biltmore Cherry - LCRM
- Cocoa - 5AGX
- Summer Suede - 5AGY
- White - 5AGZ
- Walnut - 5AHA
- Raven - 5AHB

### Leg Colors

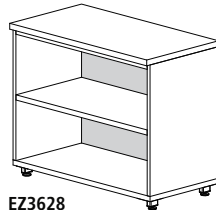
- White - G5
- Tech Silver - HK5
- Black - S5



EZ3628FF



EZ3628F



EZ3628

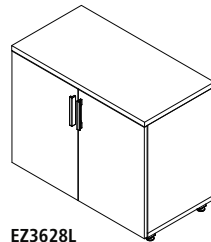
Model No.	Upper Level	Lower Level	Dimensions	Weight	List Price
EZ3628FF	Lateral File Drawer	Lateral File Drawer	36"W x 18"D x 29 1/2" H	240	1,712.00
EZ3628F	Open	Lateral File Drawer	36"W x 18"D x 29 1/2" H	205	1,372.00
EZ3628	Open	Open without Doors (Bookcase)	36"W x 18"D x 29 1/2" H	85	1,081.00
EZ3628L	Laminate Hinged Doors	Laminate Hinged Doors	36"W x 18"D x 29 1/2" H	105	1,270.00

### Surface-Height Storage Cabinets (Two 36" Open Cabinets with Common 1 1/8" Top)

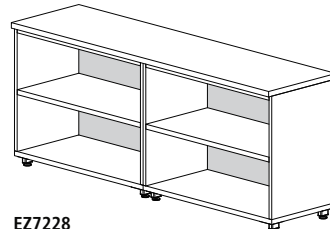
EZ7228	-	-	72" W x 18" D x 29 1/2" H	173	1,942.00
--------	---	---	---------------------------	-----	----------

### Surface-Height Storage Cabinets – Hinged Laminate Doors (Two 36" Cabinets with Common 1 1/8" Top)

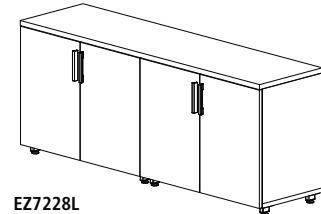
EZ7228L	(Includes 1 Fixed Horizontal Shelf)		72" W x 18" D x 29 1/2" H	197	2,362.00
---------	-------------------------------------	--	---------------------------	-----	----------



EZ3628L



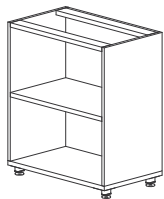
EZ7228



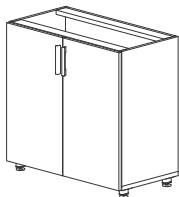
EZ7228L

## e5™ COUNTER-HEIGHT STORAGE CABINETS

- Cabinets ship assembled; pulls and legs are field installed
- Legs are available in White-G5, Black-HK5 or Silver-S5 finish
- Tops are made of 1 1/8" TFL ( 6 color options) or HPL tops in a variety of colors



EZ3036NT



EZ3636LNT

Model No.	Descriptions	Dimensions	Weight	List
<b>Cabinets:</b>				
Tops NOT included; options on next page				
EZ3036NT	Open with shelf, no Doors	30"W x 18"D x 34 7/8" H	80	998.00
EZ3636NT	Open with shelf, no Doors	36"W x 18"D x 34 7/8" H	92	1,050.00
EZ3036LNT	Laminate Hinged Doors with Shelf	30"W x 18"D x 34 7/8" H	102	1,281.00
EZ3636LNT	Laminate Hinged Doors with Shelf	36"W x 18"D x 34 7/8" H	117	1,332.00

e5™ COUNTER-HEIGHT STORAGE CABINETS

Model No.	Descriptions	Dimensions	Weight	List Price
<b>Tops</b>				
EZT3019	TFL Top for 30" W cabinet	30" W x 19" D x 1 1/8" H	20	291.00
EZT3019H	HPL Top for 30" W cabinet	30" W x 19" D x 1 1/8" H	20	342.00
EZT3619	TFL Top for 36" W cabinet	36" W x 19" D x 1 1/8" H	24	303.00
EZT3619H	HPL Top for 36" W cabinet	36" W x 19" D x 1 1/8" H	24	354.00
EZT6019	TFL Common Top for (two) 30" W Cabinets	60" W x 19" D x 1 1/8" H	40	427.00
EZT6019H	HPL Common Top for (two) 30" W Cabinets	60" W x 19" D x 1 1/8" H	40	479.00
EZT7219	TFL Common Top for (two) 36" W Cabinets	72" W x 19" D x 1 1/8" H	47	485.00
EZT7219H	HPL Common Top for (two) 36" W Cabinets	72" W x 19" D x 1 1/8" H	47	536.00
EZT9619	TFL Common Top for combination of (two) 30" & (one) 36"	96" W x 19" D x 1 1/8" H	62	542.00
EZT9619H	HPL Common Top for combination of (two) 30" & (one) 36"	96" W x 19" D x 1 1/8" H	62	594.00

e5™ FREESTANDING STORAGE 

- e5 Wardrobe Storage Towers come in a choice of six Thermally Fused Laminates (TFL) with matching edgebanding
- Wardrobes and Bookcases ship assembled. Legs, pulls and shelves are field installed
- Wardrobes and Bookcases are supported by 1 7/8" high painted steel legs with adjustable glides, available in White-G5, Black-HK5 or Silver-S5
- Shelves adjust in 1" increments

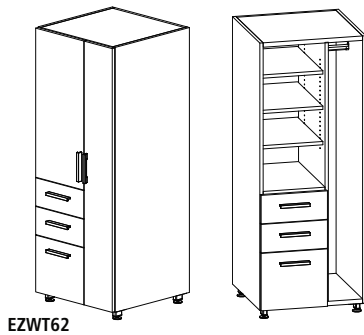
Laminate Colors (TFL)

- Biltmore Cherry - LCRM
- Cocoa - 5AGX
- Summer Suede - 5AGY
- White - 5AGZ
- Walnut - 5AHA
- Raven - 5AHB

Leg Colors

- White - G5
- Tech Silver - HK5
- Black - S5

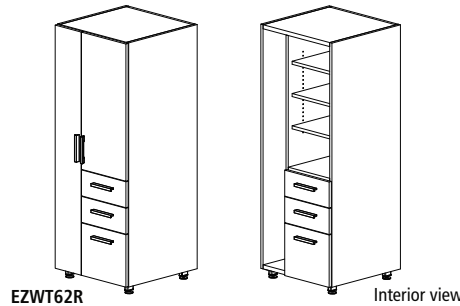
WARDROBE STORAGE TOWERS 



EZWT62

Interior view.

Model No.	Description	Dimensions	Weight	List Price
EZWT51	2 Shelf (left)	23 1/2" W x 23 1/2" D x 51" H	231	2,146.00
EZWT62	3 Shelf (left)	23 1/2" W x 23 1/2" D x 62" H	268	2,217.00
EZWT51R	2 Shelf (right)	23 1/2" W x 23 1/2" D x 51" H	231	2,146.00
EZWT62R	3 Shelf (right)	23 1/2" W x 23 1/2" D x 62" H	268	2,217.00

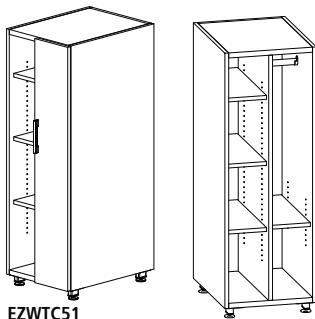


EZWT62R

Interior view.

COMPACT WARDROBE TOWERS 

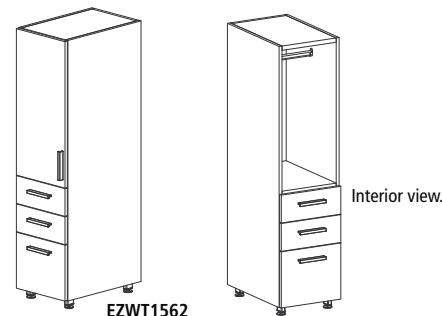
- Right-swing door on 1/2 Door, 1/2 open. Left swing door on 1/2 high



EZWTC51

Interior view.

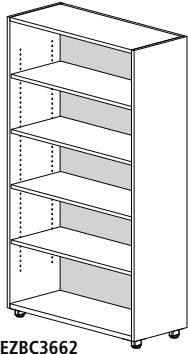
Model No.	Description	Dimensions	Weight	List Price
EZWTC51	1/2 Door, 1/2 Open	15" W x 23 1/2" D x 51" H	150	1,524.00
EZWTC62	1/2 Door, 1/2 Open	15" W x 23 1/2" D x 62" H	175	1,585.00
EZWT1562	1/2 High Wardrobe/BBF	15 1/2" W x 23 1/2" D x 62" H	200	1,878.00



EZWT1562

Interior view.

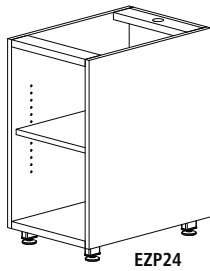
**BOOKCASES**



- Bookcases are 36" wide in 3 heights with adjustable (on 1" increments) shelves except for fixed base shelf
- Case comes preassembled
- Leveling glides have 1" adjustment

Model No.	Description	Dimensions	Weight	List Price
EZBC3629	2 Shelf	36"W x 15"D x 29½"H	75	731.00
EZBC3651	4 Shelf	36"W x 15"D x 51"H	105	1,070.00
EZBC3662	5 Shelf	36"W x 15"D x 62"H	116	1,145.00

**BOOKCASE TOWERS (PEDESTAL OPTIONS)**



- Adjustable shelf in 1" increments

Model No.	Description	Dimensions	Weight	List Price
EYP24	24" Deep Open/Open Ped, no top	15½"W x 24"D x 28½"H	75	604.00
EYP30	30" Deep Open/Open Ped, no top	15½"W x 30"D x 28½"H	80	692.00
EYP36	36" Deep Open/Open Ped, no top	15½"W x 36"D x 28½"H	85	752.00

NOTE: Open pedestal with 1 shelf and wire cutout.

EYP24BBF	24" Deep BBF, no top	15½"W x 24"D x 28½"H	96	901.00
EYP30BBF	30" Deep BBF, no top	15½"W x 30"D x 28½"H	105	956.00
EYP36BBF	36" Deep BBF, no top	15½"W x 36"D x 28½"H	115	1,028.00

EYP24FF	24" Deep FF, no top	15½"W x 24"D x 28½"H	82	853.00
EYP30FF	30" Deep FF, no top	15½"W x 30"D x 28½"H	92	909.00
EYP36FF	36" Deep FF, no top	15½"W x 36"D x 28½"H	102	954.00

NOTE: Open pedestal with 1 shelf and wire cutout.

**BOOKCASE TOWERS (BOOKCASE ADDER)**

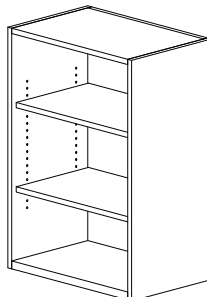
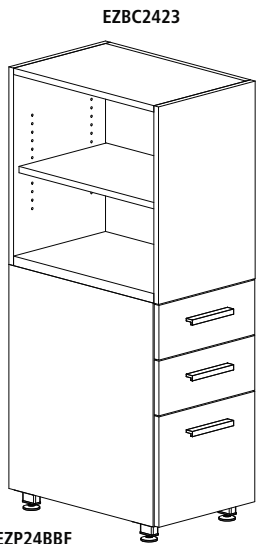
- Select a bookcase size/height (Attach bookcase to pedestal at install – hardware included in ped)
- Adjustable shelves in 1" increments (2 shelves on 62", 1 on 52")
- Available in either 51" or 62" overall height when mounted on pedestal
- Shelf has 13 positions

Model No.	Description	Dimensions	Weight	List Price
EZBC2423	2 Shelf Bookcase for above 24"D Ped	24"W x 15½"D x 23¼"H	75	535.00
EZBC3023	2 Shelf Bookcase for above 30"D Ped	30"W x 15½"D x 23¼"H	80	557.00
EZBC3623	2 Shelf Bookcase for above 36"D Ped	36"W x 15½"D x 23¼"H	85	568.00

NOTE: Not for use as a stand-alone bookcase.  
51" overall height when stacked on pedestal.

EZBC2434	3 Shelf Bookcase for above 24"D Ped	24"W x 15½"D x 34¼"H	95	671.00
EZBC3034	3 Shelf Bookcase for above 30"D Ped	30"W x 15½"D x 34¼"H	105	724.00
EZBC3634	3 Shelf Bookcase for above 36"D Ped	36"W x 15½"D x 34¼"H	115	825.00

NOTE: 62" overall height when stacked on pedestal.



Use a Mobile Pedestal for storage and as convenient guest seating

- Available in the six TFL colors with matching edge banding
- Pedestals are shipped assembled; pulls and casters are field installed
- Drawer pull is available in Silver only
- Pedestals come with one Silver lock, keyed randomly. Additional keys and cores are available for additional fee

**Laminate Colors (TFL)**

- Biltmore Cherry - LCRM
- Cocoa - 5AGX
- Summer Suede - 5AGY
- White - 5AGZ
- Walnut - 5AHA
- Raven - 5AHB

**MOBILE PEDESTAL** 

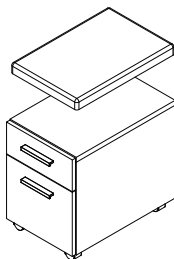


Model No.	Description	Dimensions	Weight	List Price
EZPM24BF	Mobile Pedestal	15½"W x 24"D x 23"H	82	637.00

**OPTIONAL FABRIC SEAT CUSHIONS** 

- Optional Seat Cushions are attached to cabinets with Velcro® strips that are included with the cushion
- For fabric choices on cushions refer to pages 144-145 for Safco standard options. Prices as quoted below. COM Fabric Program available. See separate order form on our website.

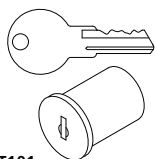
Cushion shown with Mobile Pedestal.



FABRIC GRADE SELECTIONS LIST PRICES				
Model No.	Dimensions	02	03	COM
EZSC15	15½"W x 23"D x 2"H (Mobile Ped Cushion)	284.00	313.00	313.00

**e5™ REPLACEMENT LOCK CORES** 

- Allows pedestals and storage cabinets to be keyed random, or alike
- Master keys available in brass only
- Field replacement only
- Replacement cores in Satin Nickel finish
- Must purchase a core removal tool to change lock cores
- Additional replacement core with keys available upon request



EZKT101

Model No.	Description	List Price
EZKT101	Replacement Core with Keys	23.00
EZKT102	Replacement Core with Keys	23.00
EZKT103	Replacement Core with Keys	23.00
EZKT104	Replacement Core with Keys	23.00
EZMK	Master Key	23.00
EZCRT	Core Removal Tool	23.00

## e5™ OVERHEAD STORAGE CABINETS

- Overhead Storage Cabinets available in one of six e5 TFL colors
- Overhead Storage Cabinets shipped assembled with doors attached
- Overhead Cabinets can be wall mounted (cabinets 42" and wider include cleats), mounted on Technology Beltway/Wall (cabinets 36" and narrower include beltway brackets), or on corner supports
- Tack Panels and Dry Erase boards (see Accessories page 79) available to fit on the reverse side of the 24", 30" and 36" units in open plan settings
- 24", 30" and 36" cabinets include pilot holes / brackets for mounting to Beltways and Tech Walls
- Cabinets 42" H and above automatically include cleats for wall mounting. For cabinets 24", 30" and 36" order Wall Cleat (WC) model # noted below (same price)
- Colored Glass Hinged Door option also available in Azure-GAZB, Black-GBLK, Silk-GSKB, Willow-GWLY

### Laminate Colors (TFL)

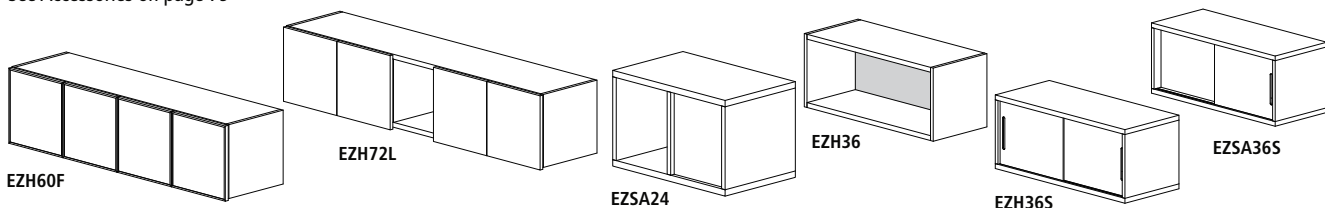
- Biltmore Cherry - LCRM
- Cocoa - 5AGX
- Summer Suede - 5AGY
- White - 5AGZ
- Walnut - 5AHA
- Raven - 5AHB

Model No.	Description	With Wall Cleats (WC)	Dimensions	Weight	List Price
EZH24	Open/No Doors	EZH24WC	24"W x 15"D x 15"H	34	402.00
EZH30	Open/No Doors	EZH30WC	30"W x 15"D x 15"H	47	438.00
EZH36	Open/No Doors	EZH36WC	36"W x 15"D x 15"H	78	477.00
EZSA24	Open/No Doors/2 Sided		24"W x 15"D x 15"H	47	454.00
EZSA30	Open/No Doors/2 Sided		30"W x 15"D x 15"H	50	473.00
EZSA36	Open/No Doors/2 Sided		36"W x 15"D x 15"H	81	544.00
EZH24S	Open/2 Sliding/Beltway Mount Kit	EZH24SWC	24"W x 15"D x 15"H	49	535.00
EZH30S	Open/2 Sliding/Beltway Mount Kit	EZH30SWC	30"W x 15"D x 15"H	52	643.00
EZH36S	Open/2 Sliding/Beltway Mount Kit	EZH36SWC	36"W x 15"D x 15"H	83	750.00
EZSA24S	Dual-Sided/1 Sliding on each side		24"W x 15"D x 15"H	50	535.00
EZSA30S	Dual-Sided/1 Sliding on each side		30"W x 15"D x 15"H	53	696.00
EZSA36S	Dual-Sided/1 Sliding on each side		36"W x 15"D x 15"H	84	804.00
EZH30L	2 Laminate Hinged Doors	EZH30LWC	30"W x 15¾"D x 15"H	60	588.00
EZH36L	2 Laminate Hinged Doors	EZH36LWC	36"W x 15¾"D x 15"H	102	649.00
EZH42L	2 Laminate Hinged Doors		42"W x 15¾"D x 15"H	134	694.00
EZH48L	2 Laminate Hinged Doors		48"W x 15¾"D x 15"H	54	710.00
EZH60L	4 Laminate Hinged Doors		60"W x 15¾"D x 15"H	70	1,028.00
EZH72L	4 Laminate Hinged Doors		72"W x 15¾"D x 15"H	114	1,073.00
EZH78L	4 Laminate Hinged Doors		78"W x 15¾"D x 15"H	134	1,095.00
EZH30F	2 Frosted Glass Hinged Doors	EZH30FWC	30"W x 15¾"D x 15"H	55	770.00
EZH36F	2 Frosted Glass Hinged Doors	EZH36FWC	36"W x 15¾"D x 15"H	90	812.00
EZH42F	2 Frosted Glass Hinged Doors		42"W x 15¾"D x 15"H	122	863.00
EZH48F	2 Frosted Glass Hinged Doors		48"W x 15¾"D x 15"H	142	878.00
EZH60F	4 Frosted Glass Hinged Doors		60"W x 15¾"D x 15"H	62	1,379.00
EZH72F	4 Frosted Glass Hinged Doors		72"W x 15¾"D x 15"H	108	1,430.00
EZH78F	4 Frosted Glass Hinged Doors		78"W x 15¾"D x 15"H	126	1,450.00

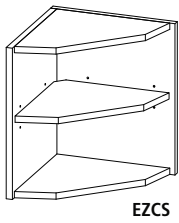
Colored Glass Door Options include: Azure, Black, Silk, Willow

EZH30C	2 Colored Glass Hinged Doors	EZH30CWC	30"W x 15¾" D x 15" H	55	873.00
EZH36C	2 Colored Glass Hinged Doors	EZH36CWC	36"W x 15¾" D x 15" H	90	915.00
EZH42C	2 Colored Glass Hinged Doors		42"W x 15¾" D x 15" H	122	965.00
EZH48C	2 Colored Glass Hinged Doors		48"W x 15¾" D x 15" H	142	981.00
EZH60C	4 Colored Glass Hinged Doors		60"W x 15¾" D x 15" H	62	1,585.00
EZH72C	4 Colored Glass Hinged Doors		72"W x 15¾" D x 15" H	108	1,635.00
EZH78C	4 Colored Glass Hinged Doors		78"W x 15¾" D x 15" H	126	1,656.00

See Accessories on page 79

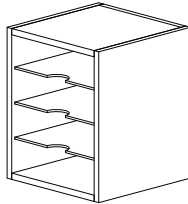


**OVERHEAD CABINET SUPPORT** 

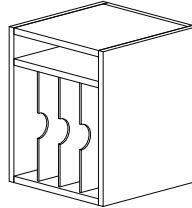


EZCS

Model No.	Description	Dimensions	Weight	List Price
EZCS	Corner Support for Overhead Cabinet	15"W x 15"D x 18"H	18	322.00
EZSM18H	Support Modules/Horizontal	15"W x 15"D x 18"H	21	449.00
EZSM18V	Support Modules/Vertical	15"W x 15"D x 18"H	21	449.00

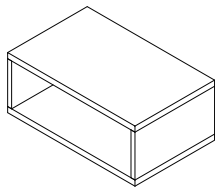


EZSM18H



EZSM18V

**OVERHEAD CENTER ACCESS MODULE** 



Model No.	Description	Dimensions	Weight	List Price
EZCA24	Passthrough used with 42"H Peninsula Table	24"W x 15"D x 9"H	8	293.00

**e5™ POWER AND DATA MANAGEMENT** 

**How to Specify:** Please refer to pre-configured Idea Starter section for examples of e5 workstations.

(Space planning is available to assist in these decisions.)

- 1. Beltways or Walls:** Based on your configuration, choose either Technology Beltways or Technology Walls. Both provide equal power/data connectivity, but work with different types of work surfaces.
- 2. Single- or 4-Circuit Power:** For configurations with only one (1) Beltway or Wall, you have the option of selecting single-circuit (plug-in) or 4-circuit (hardwired) power. Two (2) or more Beltways or Walls in a configuration require 4-circuit power for adequate power capacity. (See specifications below for power system details.)
- 3. Starters:** Choose the Beltway or Wall 'Starter' unit based on your power needs and size of work surfaces. Starters include Beltway or Wall, infeed cable (72" L plug-in for single-circuit or 144" L hardwired for 4-circuit), dual-sided power blocks with 4-outlets per side, and data plate cut-outs. (See charts below for specifics.) If selecting a plug-in (single circuit) starter, adder sections cannot be joined to it.
- 4. Adders:** Choose the Beltway or Wall 'Adder' unit(s) based on your overall configuration. Adders include Beltway or Wall, dual-sided power blocks with 4-outlets per side, 34" L connecting cable, and data plate cut-outs. (See charts below for specifics.)

- Power kits can be reconfigured at any time with no tools required
- Power kits are UL Recognized and CSA Certified
- Single-Circuit kits are rated for 20 amps. 4-Circuit, 8-Wire kits are rated for 80 amps
- It is the customer's responsibility to ensure that the use of electrical systems, including the number of receptacles on a given circuit and connection to the building's power source, be in compliance with all electrical codes. Refer to the chart below for typical power usage by common office equipment
- City of Chicago solution available. Hard wiring by an electrician required. Contact Space Planning for alternative part numbers

TYPICAL POWER USAGE BY COMMON OFFICE EQUIPMENT		
<b>Computers</b> . . . . . AMPS	<b>Copiers</b> . . . . . AMPS	<b>FAX Machines</b> . . . . . AMPS
Desktop . . . . . 3-5	Desktop . . . . . .15	Inkjet/Thermal . . . . . 0.75
Laptop . . . . . .3	Console . . . . . .20	Plain Paper . . . . . .6
<b>Monitors</b> . . . . . AMPS	<b>Printers</b> . . . . . AMPS	<b>Task Lights</b> . . . . . AMPS
13" . . . . . .2	Inkjet . . . . . .0.5	36" T8 Fluorescent . . . . . 0.2/Bulb
17" . . . . . .3	Laser or LED . . . . . .8	48" T8 Fluorescent . . . . . 0.3/Bulb
21" . . . . . .3	Group Laser or LED . . . . . .15	

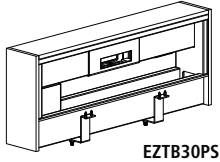
NOTE: Plug-in infeed is single circuit.



# Technology Beltway

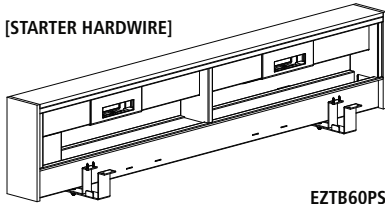
- Technology Beltways include steel framework available in White-G5, Silver-HK5 or Black-S5 paint colors, laminate cladding on tops and sides (specify TFL), all necessary hardware for surface connections, and power elements
- Laminate cladding is attached to the tops and sides using a patent-pending connector bracket that requires no tools

[STARTER PLUG-IN]



EZTB30PS

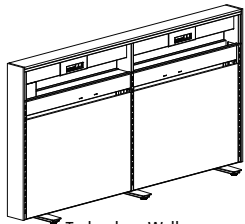
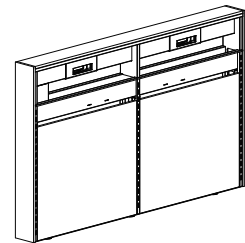
[STARTER HARDWIRE]



EZTB60PS

Model No.	Dimensions	List Price
<b>Beltway Single-Circuit Starter Kits with One 72" Plug-In Infeed Cable, One Dual-Sided Power Block &amp; Two Data Plate Cut-Outs</b> <span style="float: right;">GSA</span>		
EZTB24PS	24"W x 5¼"D x 12¾"H	1,299.00
EZTB30PS	30"W x 5¼"D x 12¾"H	1,351.00
EZTB36PS	36"W x 5¼"D x 12¾"H	1,387.00
EZTB42PS	42"W x 5¼"D x 12¾"H	1,413.00
<b>Beltway Single-Circuit Starter Kits with One 72" Plug-In Infeed Cable, Two Dual-Sided Power Blocks &amp; Four Data Plate Cut-Outs</b> <span style="float: right;">GSA</span>		
EZTB48PS	48"W x 5¼"D x 12¾"H	1,652.00
EZTB60PS	60"W x 5¼"D x 12¾"H	1,744.00
EZTB72PS	72"W x 5¼"D x 12¾"H	1,841.00
<b>Beltway 4-Circuit Starter Kits with One 144" Hardwire Infeed Cable, One Dual-Sided Power Block &amp; Two Data Plate Cut-Outs</b> <span style="float: right;">GSA</span>		
EZTB24HS	24"W x 5¼"D x 12¾"H	1,328.00
EZTB30HS	30"W x 5¼"D x 12¾"H	1,378.00
EZTB36HS	36"W x 5¼"D x 12¾"H	1,415.00
EZTB42HS	42"W x 5¼"D x 12¾"H	1,441.00
<b>Beltway 4-Circuit Starter Kits with One 144" Hardwire Infeed Cable, Two Dual-Sided Power Blocks &amp; Four Data Plate Cut-Outs</b> <span style="float: right;">GSA</span>		
EZTB48HS	48"W x 5¼"D x 12¾"H	1,680.00
EZTB60HS	60"W x 5¼"D x 12¾"H	1,772.00
EZTB72HS	72"W x 5¼"D x 12¾"H	1,869.00
<b>Beltway 4-Circuit Adder Kits with One Dual-Sided Power Block, Two Data Plate Cut-Outs &amp; One 34" Connecting Cable</b> <span style="float: right;">GSA</span>		
EZTB24HA	24"W x 5¼"D x 12¾"H	1,148.00
EZTB30HA	30"W x 5¼"D x 12¾"H	1,208.00
EZTB36HA	36"W x 5¼"D x 12¾"H	1,255.00
EZTB42HA	42"W x 5¼"D x 12¾"H	1,290.00
<b>Beltway 4-Circuit Adder Kits with Two Dual-Sided Power Blocks, Four Data Plate Cut-Outs &amp; One 34" Connecting Cable</b> <span style="float: right;">GSA</span>		
EZTB48HA	48"W x 5¼"D x 12¾"H	1,501.00
EZTB60HA	60"W x 5¼"D x 12¾"H	1,601.00
EZTB72HA	72"W x 5¼"D x 12¾"H	1,709.00

- Technology Walls include steel framework available in White-G5, Silver-HK5 or Black-S5 paint colors, laminate cladding on tops, sides, and front panels (specify TFL), all necessary hardware for surface connections, and power elements
- Technology Wall is NOT freestanding; cantilevered work surfaces are required on BOTH sides of wall for stability (or use optional foot kit shown below)
- Laminate cladding is attached to the tops and sides using a patent-pending connector bracket that requires no tools
- Laminate front panels are attached to steel framework using heavy-duty Velcro®. They are easily removed to hide or access cables between panels



Technology Wall shown with EZPWFT.

Model No.	Dimensions	List Price
<b>Technology Wall Single-Circuit Starter Kits with One 72" Plug-In Infeed Cable, Two Dual-Sided Power Blocks &amp; Four Data Plate Cut-Outs</b>		
EZTW48PS	48"W x 5¼"D x 36¾"H	2,515.00
EZTW60PS	60"W x 5¼"D x 36¾"H	2,702.00
EZTW72PS	72"W x 5¼"D x 36¾"H	2,898.00
<b>Technology Wall 4-Circuit Starter Kits with One 144" Hardwire Infeed Cable, Two Dual-Sided Power Blocks &amp; Four Data Plate Cut-Outs</b>		
EZTW48HS	48"W x 5¼"D x 36¾"H	2,544.00
EZTW60HS	60"W x 5¼"D x 36¾"H	2,730.00
EZTW72HS	72"W x 5¼"D x 36¾"H	2,926.00
<b>Technology Wall 4-Circuit Adder Kits with Two Dual-Sided Power Blocks, Four Data Plate Cut-Outs &amp; One 34" Connecting Cable</b>		
EZTW48HA	48"W x 5¼"D x 36¾"H	2,364.00
EZTW60HA	60"W x 5¼"D x 36¾"H	2,559.00
EZTW72HA	72"W x 5¼"D x 36¾"H	2,765.00

### OPTIONAL TECHNOLOGY WALL SHELF

Model No.	Dimensions	List Price
EZPWSK48	48"W x 8½"D x 1⅞"H	342.00
EZPWSK60	60"W x 8½"D x 1⅞"H	375.00
EZPWSK72	72"W x 8½"D x 1⅞"H	418.00

### OPTIONAL TECHNOLOGY WALL FILLER KIT

- Each kit fills in one side of the wall. Freestanding walls require two kits; one-sided walls require one kit
- Select filler kit width based on technology wall size

Model No.	Dimensions	List Price
EZPWFP48	22¾"W x 4½"H	139.00
EZPWFP60	28¾"W x 4½"H	149.00
EZPWFP72	34¾"W x 4½"H	160.00

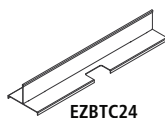
### OPTIONAL TECHNOLOGY WALL FOOT KIT

- Replace existing technology wall levelers and install feet (three per wall section), hardware included
- Available in White-G5, Silver-HK5 or Black-S5 finish
- Overhead Storage Cabinets cannot be used on freestanding wall
- Standard with three leveling glides per foot
- To be used for freestanding or single-sided applications

Model No.	Dimensions	List Price
EZPWFT	Set of 3 feet. 15"L x 3"W x 1½"H	320.00

### OPTIONAL TROUGH KIT COVER

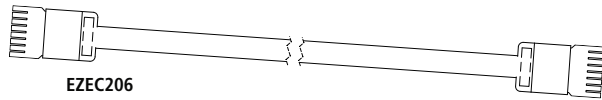
- Three piece trough cover kit (horizontal and vertical painted steel pieces with Black rubber gasket for vertical piece) available to cover the Beltway trough and the space between the power blocks and the trough area
- One kit for each beltway opening. Single 24", 30", 36" and 42" Beltways required one kit
- Two kits would be required to cover 48" (2- EZBTC24), 60" (2- EZBTC30) and (2- EZBTC36) 72" Beltways
- Should be used in conjunction with the end cover assemblies to totally cover the open space in the Beltway
- For use with surface mounted Beltways and Technology Walls
- Can be added to existing Beltways already installed. No tools required
- Available in three e5 paint colors - White-G5, Silver-HK5 or Black-S5



Model No.	Dimensions	List Price
EZBTC24	17¾" W x 3⅞" H x 5½"D	103.00
EZBTC30	23¾" W x 3⅞" H x 5½"D	115.00
EZBTC36	29¾" W x 3⅞" H x 5½"D	127.00
EZBTC42	35¾" W x 3⅞" H x 5½"D	140.00

## CONNECTING CABLE UNDER STORAGE UNITS

- A Connecting Cable is required to connect multiple Technology Beltways and Walls when storage units are placed between stations. Universal length to work with nearly all configurations. Refer to Starter #15 on page 48 for an example



Model No.	Dimensions	List Price
EZEC206	206"L	409.00

## DATA TELECOM PLATE KITS

- Telecom Kits consist of one Telecom Plate and one Riser
- Telecom Risers raise the data and phone Telecom Plates to a more convenient user connection height
- Telecom Plates and Risers in Black only
- Ten commonly used telecom connections are offered to complete the technology requirements of e5 workstations (Additional options are available upon request)
- Common Telecom Definitions:

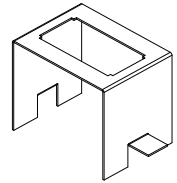
**HDMI** (High Definition Multi-Media Interface) – Used to stream video on devices such as televisions or Blu-ray DVD players

**15 pin HD VGA F/F** (High Definition Video Graphics Array) – Used to stream video usually found on a laptop or projector


**Mini Stereo Inline Audio Connection** (also called a 1/8" phone jack or headphone jack) – Runs audio from computers and mp3 players

**USB** (Universal Serial Bus) – Connects computer peripherals such as mouse or keyboard to a computer

- Data port openings are located in the bottom of the Beltway trough



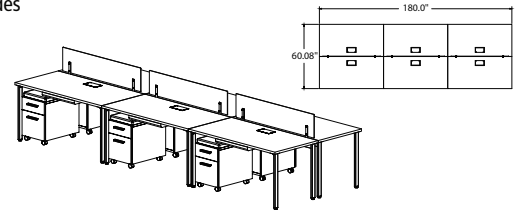
Data telecom plate kits must be ordered separately. They are NOT included in the price of the Technology Beltway or Technology Wall.



Model No.	Description	List Price
EZETP1K	Telecom Plate with RJ11 CAT3 Phone and RJ45 CAT6 Data with Riser	150.00
EZETP2K	Telecom Plate with 2 RJ45 CAT6 Data with Riser	191.00
EZETP3K	Telecom Plate with 3 RJ45 CAT6 Data with Riser	269.00
EZETP4K	Telecom Plate with RJ45 CAT6 Data, Mini Stereo Inline, and 15 Pin HD, VGA F/F with Riser	302.00
EZETP5K	Telecom Plate with 2 RJ45 CAT6 Data and 15 Pin HD VGA F/F with Riser	304.00
EZETP6K	Telecom Plate with 1 HDMI F/F, 1 Mini Stereo Inline and 15 Pin, HD VGA F/F with Riser	394.00
EZETP7K	Telecom Plate with USB Inline with Riser	94.00
EZETP8K	Telecom Plate with USB Inline and 15 Pin HD VGA F/F with Riser	230.00
EZETP9K	Telecom Plate with 2 - 15 Pin HD VGA F/F with Riser	305.00
EZETP10K	Telecom Plate with USB Inline, 15 Pin HD VGA F/F, and Mini Stereo Inline with Riser	283.00

## SURFACE-MOUNTED POWER CONFIGURATIONS (DAISY-CHAINED)

- Used on e5 work surfaces without Technology Beltways or Walls Ideal for single-sided configurations
- See Power Infeed Option section for limitations of number of linked tables
- It is the customer's responsibility to ensure that the use of electrical systems, including the number of receptacles on a given circuit and connection to a building power source, be in compliance with all electrical codes
- All undersurface and Surface Mount Kits include two interconnecting cables and four cable clamps
- UL Listed Components
- Non-sequential connections
- Fieldcut cutouts required for some products
- Data is not daisy-chainable



Office Suites

Seating

Tables

Desks

Meeting Essentials

Personal Organization

Ergonomics

High Density Storage

Storage & Filing

Facilities

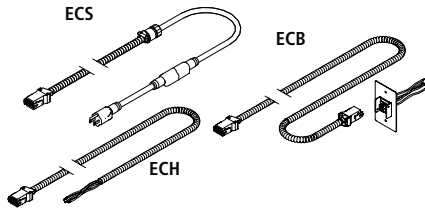
Technology Furniture

Art & Engineering

## POWER INFEEED OPTIONS

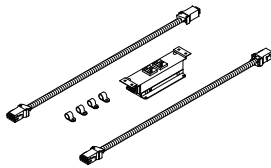


NOTE: Power Infeed Option must be added to the first table in a run.



Model No.	Description	List Price
ECS	72" Corded Starter (Limit 10 tables linked)	296.00
ECB	Quick Disconnect block & 72" cable with Black wrap (Limit 10 tables linked)	283.00
ECH	Hardwire Infeed, 72" with Black wrap (Limit 10 tables linked)	192.00

## UNDERSURFACE KITS

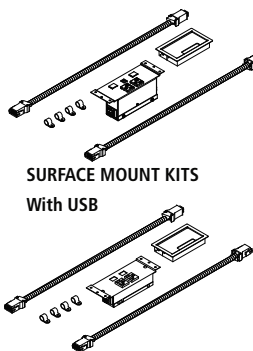


Model No.	Description	List Price
EC48UB	48" Table Kit – 2 power receptacles	452.00
EC54UB	54" Table Kit – 2 power receptacles	452.00
EC60UB	60" Table Kit – 2 power receptacles	452.00
EC66UB	66" Table Kit – 2 power receptacles	452.00
EC72UB	72" Table Kit – 2 power receptacles	452.00
EC48UDB	48" Table Kit – 2 power/2data receptacles	490.00
EC60UDB	60" Table Kit – 2 power/2data receptacles	490.00
EC72UDB	72" Table Kit – 2 power/2data receptacles	490.00

## SURFACE MOUNT KITS

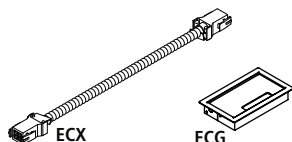


- Grommet holes can also be field installed – 5¼ x 3" cut-out in work surface is required
- Please contact Customer Care to discuss options for factory cutouts on e5 work surfaces



Model No.	Description	List Price
EC48FB	48" Table Kit - Black Flush Grommet, 2 power receptacles	602.00
EC48FS	48" Table Kit - Silver Flush Grommet, 2 power receptacles	602.00
EC48FJB	48" Table Kit - Black Flush Grommet, 2 Power/2 Knockouts, (2) 2.1Amp USB Charging Ports	634.00
EC48FJS	48" Table Kit - Silver Flush Grommet, 2 Power/2 Knockouts, (2) 2.1Amp USB Charging Ports	634.00
EC54FB	54" Table Kit - Black Flush Grommet, 2 Power Receptacles	602.00
EC54FS	54" Table Kit - Silver Flush Grommet, 2 Power Receptacles	602.00
EC60FB	60" Table Kit - Black Flush Grommet, 2 Power Receptacles	602.00
EC60FS	60" Table Kit - Silver Flush Grommet, 2 Power Receptacles	602.00
EC60FDB	60" Table Kit - Black Flush Grommet, 2 Power Receptacles, 2 Knockouts	634.00
EC60FDS	60" Table Kit - Silver Flush Grommet, 2 Power Receptacles, 2 Knockouts	634.00
EC60FJB	60" Table Kit - Black Flush Grommet, 2 Power/2 Knockouts, (2) 2.1Amp USB Charging Ports	634.00
EC60FJS	60" Table Kit - Silver Flush Grommet, 2 Power/2 Knockouts, (2) 2.1Amp USB Charging Ports	634.00
EC66FB	66" Table Kit - Black Flush Grommet, 2 Power Receptacles	602.00
EC66FS	66" Table Kit - Silver Flush Grommet, 2 Power Receptacles	602.00
EC72FB	72" Table Kit - Black Flush Grommet, 2 Power Receptacles	602.00
EC72FS	72" Table Kit - Silver Flush Grommet, 2 Power Receptacles	602.00
EC72FDB	72" Table Kit - Black Flush Grommet, 2 Power/2 Knockouts	634.00
EC72FDS	72" Table Kit - Silver Flush Grommet, 2 Power/2 Knockouts	634.00
EC72FJB	72" Table Kit - Black Flush Grommet, 2 Power/2 Knockouts, (2) 2.1Amp USB Charging Ports	634.00
EC72FJS	72" Table Kit - Silver Flush Grommet, 2 Power/2 Knockouts, (2) 2.1Amp USB Charging Ports	634.00

## OPTIONS

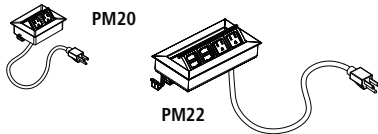


Model No.	Description	List Price
ECX	12" Extension Cable	104.00
ECG	Rectangular Grommet Cover Only. Available in Black or Silver. (Automatically included in Surface Mount Kits.)	105.00

# Surface-Mounted Power Options

## SURFACE-MOUNTED POWER OPTIONS (INDIVIDUAL PLUG-IN)

Note: Field cut and installed only.



Model No.	Description	Weight.	List Price
PM20	Power Module with 2 Power Outlets (Black)	2	338.00
PM33SLV	Power and USB Module with 2 Power and 2 USB Outlets (Silver or Black)	4	708.00

## ELECTRICAL/USB ACCESSORIES

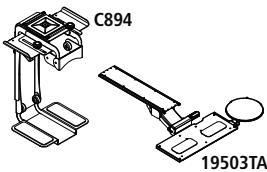
- Power and USB grommet options - available in White-W or Black-B
- 1¾" cutout required in field



Model No.	Description	List Price
F740POW	Power Module Single Outlet - White; 72" Cord	76.00
F740POW	Power Module Single Outlet - Black; 72" Cord	76.00
F740USB	(Two) 2 amp charging USB ports - White; 72" Cord	243.00
F740USB	(Two) 2 amp charging USB ports - Black; 72" Cord	243.00

## e5™ TECHNOLOGY SUPPORT ACCESSORIES

### PC SUPPORT



Model No.	Description	Weight	List Price
C894	CPU Holder	20	353.00
19503TA	Combination Keyboard/Mouse Platform 19"W x 8¼"D, 9"Dia. Mouse Platform	15	647.00

Available in Black Only.


### POWER POLE



- 12' pole (10' section with 2' extension) can be field cut to desired length. Drill access holes as needed
- Pole has side mount and top mount options available
- Accepts up to 1 power conduit and 16 data cables
- Ceiling infeed. Install per local code
- Anodized Aluminum finish

Model No.	Description	Weight	List Price
EZPP12	12' Power Pole 1¾"D x 2¾"W x 12'H Single Channel	10	639.00

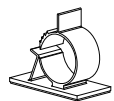
### VERTICAL CABLE ORGANIZER



- Clear, serrated plastic wire manager
- Open on one side for easy wire access
- Oval channel shipped in 24" lengths, can easily be field cut to size
- Simple attachment with clear plastic suction cups

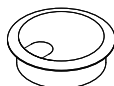
Model No.	Description	List Price
EZVCL	24" Clear Plastic with 2 Suction Cups	52.00

### WIRE MANAGEMENT CLAMPS



Model No.	Description	List Price
EZWC6	Circular Wire Management Clamp. Bag of six. Black only.	6.00

### GROMMETS

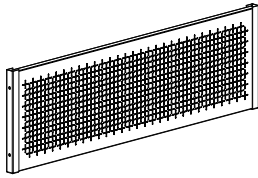


Model No.	Description	Weight	List Price
REALS100	Recommended for Desktops (Silver only) 2½"D	1	26.00

Note: Field cut and installed only.

**TACK / MAGNETIC BOARDS** 

- Board and brackets available in White-G5, Silver-HK5 or Black-S5
- TAK/MAG board currently designed to be used only between two Overhead Support Modules, two Corner Supports, or a combination of one of each



Model No.	Description	List Price
EZTM30	TAK/MAG – Perforated Steel with Cork Center – 29½"W x ⅝"D x 9"H*	558.00
EZTM42	TAK/MAG – Perforated Steel with Cork Center – 41½"W x ⅝"D x 9"H*	601.00
EZTM48	TAK/MAG – Perforated Steel with Cork Center – 47½"W x ⅝"D x 9"H*	649.00

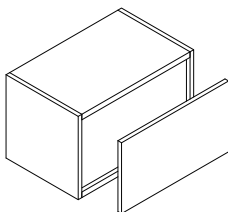
\* Specify paint finish for TAK/MAG – White-G5, Silver-HK5 or Black-S5.

**FABRIC & DRY ERASE BOARDS** 

- Fabric Tack Boards and Dry Erase Boards sized to fit back of surface storage model

Select fabric from Guilford of Maine panel fabric or go to website for fabrics listed in Corporate Color Program, these are standard, any other Guilford panel fabric is considered premier.

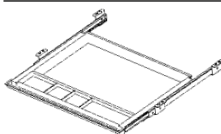
Model No.	Dimensions	Standard	Premium (+P)
EZTKB10	10½" Fabric Tack Board, Velcro® Attachment	89.00	91.00
EZTKB13	13½" Fabric Tack Board, Velcro® Attachment	98.00	101.00
EZTKB16	16½" Fabric Tack Board, Velcro® Attachment	110.00	113.00
EZTKB24	22" Fabric Tack Board, Velcro® Attachment	126.00	129.00
EZTKB30	28" Fabric Tack Board, Velcro® Attachment	144.00	148.00
EZTKB36	34" Fabric Tack Board, Velcro® Attachment	160.00	164.00



Model No.	Description	Dimensions	List Price
EZDEB10	Dry Erase White Board, Velcro® Attachment*	10½"W x 12½"D x ½"H	110.00
EZDEB13	Dry Erase White Board, Velcro® Attachment*	13½"W x 12½"D x ½"H	120.00
EZDEB16	Dry Erase White Board, Velcro® Attachment*	16½"W x 12½"D x ½"H	134.00
EZDEB24	Dry Erase White Board, Velcro® Attachment	22"W x 12½"D x ½"H	147.00
EZDEB30	Dry Erase White Board, Velcro® Attachment	28"W x 12½"D x ½"H	162.00
EZDEB36	Dry Erase White Board, Velcro® Attachment	34"W x 12½"D x ½"H	175.00

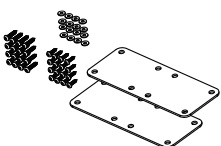
\* Sized to fit ½ of the back on a dual access cabinet.

**PENCIL TRAY** 



Model No.	Description	Dimensions	Weight	List Price
19400	Pencil Drawer – Black only	21"W x 16"D x 2"H	4	102.00

**SURFACE CONNECTING BRACKET** 



Model No.	Description	Weight	List Price
EZBRB	Connecting Bracket Kit	5	47.00

## EVEN™ Assemblies (Dual-Sided Workstations)

- Can be purchased as BASE ONLY; or with Base and Work Surface complete assemblies
- Base - Steel powder coat - Silver Only
- Work surfaces: Rectangles - 1" TFL in Designer White or Driftwood or 1½" HPL with coordinating PVC edgbanding
- Surfaces standard with two cord drop cutouts
- Slat Wall - Painted Aluminum in Silver Only; Brackets included with optional panel toppers for added height and privacy
- 24" and 30" Deep surfaces in 48", 60" or 72" Widths; overall table height is 29"
- 200 lb. Maximum weight capacity uniformly distributed per workstation

### 2 - Workstations

Model No.	Description	Dimensions	1" TFL in Designer White or Driftwood List	Add "H" for 1½" HPL List	Add "BASE" for Base only List
LD1	Dual-Sided Starter - 24 x 48" (Each User)	48"D x 48"W	839.00	1,053.00	488.00
LD2	Dual-Sided Starter - 24 x 60" (Each User)	48"D x 60"W	902.00	1,130.00	495.00
LD3	Dual-Sided Starter - 24 x 72" (Each User)	48"D x 72"W	976.00	1,302.00	530.00
LD4	Dual-Sided Starter - 30 x 48" (Each User)	60"D x 48"W	994.00	1,325.00	520.00
LD5	Dual-Sided Starter - 30 x 60" (Each User)	60"D x 60"W	1,034.00	1,398.00	527.00
LD6	Dual-Sided Starter - 30 x 72" (Each User)	60"D x 72"W	1,139.00	1,498.00	537.00

### 4 - Workstations

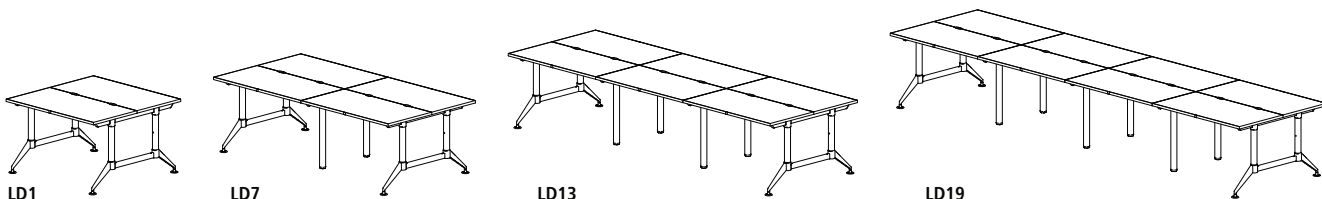
Model No.	Description	Dimensions	1" TFL in Designer White or Driftwood List	Add "H" for 1½" HPL List	Add "BASE" for Base only List
LD7	Dual-Sided Starter/Adder - 24 x 48" (Each User)	48"D x 96"W	1,420.00	1,848.00	718.00
LD8	Dual-Sided Starter/Adder - 24 x 60" (Each User)	48"D x 120"W	1,546.00	2,002.00	732.00
LD9	Dual-Sided Starter/Adder - 24 x 72" (Each User)	48"D x 144"W	1,694.00	2,347.00	753.00
LD10	Dual-Sided Starter/Adder - 30 x 48" (Each User)	60"D x 96"W	1,712.00	2,373.00	763.00
LD11	Dual-Sided Starter/Adder - 30 x 60" (Each User)	60"D x 120"W	1,792.00	2,519.00	777.00
LD12	Dual-Sided Starter/Adder - 30 x 72" (Each User)	60"D x 144"W	2,002.00	2,721.00	798.00

### 6 - Workstations

Model No.	Description	Dimensions	1" TFL in Designer White or Driftwood List	Add "H" for 1½" HPL List	Add "BASE" for Base only List
LD13	Dual-Sided Starter/ (2) Adders - 24 x 48" (Each User)	48"D x 144"W	1,998.00	2,638.00	944.00
LD14	Dual-Sided Starter/ (2) Adders - 24 x 60" (Each User)	48"D x 180"W	2,191.00	2,875.00	971.00
LD15	Dual-Sided Starter/ (2) Adders - 24 x 72" (Each User)	48"D x 216"W	2,414.00	3,394.00	1,003.00
LD16	Dual-Sided Starter/ (2) Adders - 30 x 48" (Each User)	60"D x 144"W	2,426.00	3,418.00	1,002.00
LD17	Dual-Sided Starter/ (2) Adders - 30 x 60" (Each User)	60"D x 180"W	2,551.00	3,642.00	1,029.00
LD18	Dual-Sided Starter/ (2) Adders - 30 x 72" (Each User)	60"D x 216"W	2,867.00	3,946.00	1,062.00

### 8 - Workstations

Model No.	Description	Dimensions	1" TFL in Designer White or Driftwood List	Add "H" for 1½" HPL List	Add "BASE" for Base only List
LD19	Dual-Sided Starter/ (3) Adders - 24 x 48" (Each User)	48"D x 192"W	2,575.00	3,429.00	1,170.00
LD20	Dual-Sided Starter/ (3) Adders - 24 x 60" (Each User)	48"D x 240"W	2,836.00	3,748.00	1,209.00
LD21	Dual-Sided Starter/ (3) Adders - 24 x 72" (Each User)	48"D x 288"W	3,135.00	4,442.00	1,254.00
LD22	Dual-Sided Starter/ (3) Adders - 30 x 48" (Each User)	60"D x 192"W	3,140.00	4,462.00	1,242.00
LD23	Dual-Sided Starter/ (3) Adders - 30 x 60" (Each User)	60"D x 240"W	3,310.00	4,764.00	1,281.00
LD24	Dual-Sided Starter/ (3) Adders - 30 x 72" (Each User)	60"D x 288"W	3,733.00	5,171.00	1,326.00



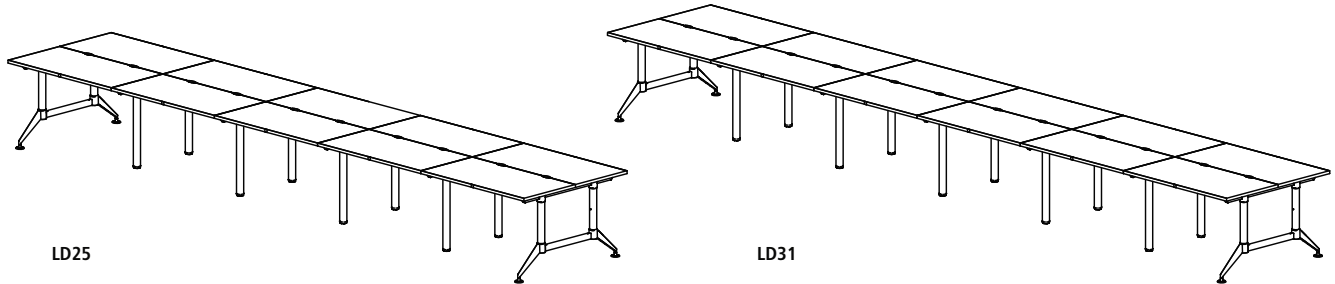
EVEN™ Assemblies (Dual-Sided Workstations) continued

10 - Workstations

Model No.	Description	Dimensions	1" TFL in Designer White or Driftwood List	Add "H" for 1 1/8" HPL List	Add "BASE" for Base only List
LD25	Dual-Sided Starter/ (4) Adders - 24 x 48" (Each User)	48"D x 240"W	3,152.00	4,220.00	1,396.00
LD26	Dual-Sided Starter/ (4) Adders - 24 x 60" (Each User)	48"D x 300"W	3,481.00	4,620.00	1,447.00
LD27	Dual-Sided Starter/ (4) Adders - 24 x 72" (Each User)	48"D x 360"W	3,856.00	5,489.00	1,505.00
LD28	Dual-Sided Starter/ (4) Adders - 30 x 48" (Each User)	60"D x 240"W	3,853.00	5,507.00	1,481.00
LD29	Dual-Sided Starter/ (4) Adders - 30 x 60" (Each User)	60"D x 300"W	4,069.00	5,887.00	1,532.00
LD30	Dual-Sided Starter/ (4) Adders - 30 x 72" (Each User)	60"D x 360"W	4,599.00	6,396.00	1,590.00

12- Workstations

Model No.	Description	Dimensions	1" TFL in Designer White or Driftwood List	Add "H" for 1 1/8" HPL List	Add "BASE" for Base only List
LD31	Dual-Sided Starter/ (5) Adders - 24 x 48" (Each User)	48"D x 288"W	3,729.00	5,011.00	1,622.00
LD32	Dual-Sided Starter/ (5) Adders - 24 x 60" (Each User)	48"D x 360"W	4,125.00	5,493.00	1,685.00
LD33	Dual-Sided Starter/ (5) Adders - 24 x 72" (Each User)	48"D x 372"W	4,577.00	6,537.00	1,755.00
LD34	Dual-Sided Starter/ (5) Adders - 30 x 48" (Each User)	60"D x 288"W	4,567.00	6,551.00	1,720.00
LD35	Dual-Sided Starter/ (5) Adders - 30 x 60" (Each User)	60"D x 360"W	4,828.00	7,009.00	1,784.00
LD36	Dual-Sided Starter/ (5) Adders - 30 x 72" (Each User)	60"D x 372"W	5,465.00	7,621.00	1,854.00



LD25

LD31

Office Suites  
Seating  
Tables  
Desks  
Meeting Essentials  
Personal Organization  
Ergonomics  
High Density Storage  
Storage & Filing  
Facilities  
Technology Furniture  
Art & Engineering



# EVEN™ Standing-Height Workstations

## EVEN™ Assemblies (Dual-Sided Standing-Height Workstations)

- Can be purchased as BASE ONLY; or with Base and Work Surface complete assemblies
- Base - Steel powder coat - Silver Only
- Work surfaces: Rectangles - 1" TFL in Designer White or Driftwood or 1½" HPL with coordinating PVC edgbanding
- Surfaces standard with two cord drop cutouts
- Slat Wall - Painted Aluminum in Silver Only; Brackets included with optional panel toppers for added height and privacy
- 24" and 30" Deep surfaces in 48", 60" or 72" Widths; overall table height is 42"
- 200 lb. Maximum weight capacity uniformly distributed per workstation

### 2 - Standing-Height Workstations

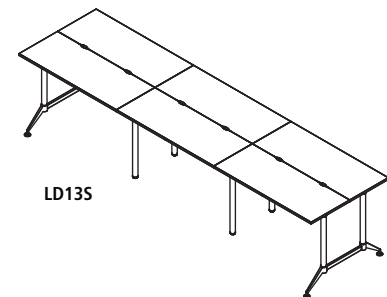
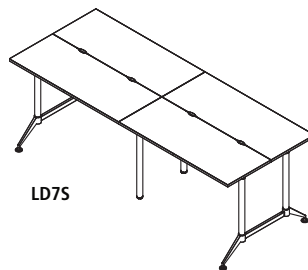
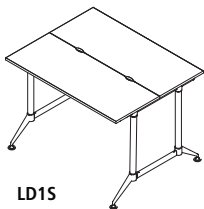
Model No.	Description	Dimensions	1" TFL in Designer White or Driftwood List	Add "H" for 1½" HPL List	Add "BASE" for Base only List
LD1S	Dual-Sided Starter - 24 x 48" (Each User)	48"D x 48"W	909.00	1,123.00	551.00
LD2S	Dual-Sided Starter - 24 x 60" (Each User)	48"D x 60"W	972.00	1,200.00	564.00
LD3S	Dual-Sided Starter - 24 x 72" (Each User)	48"D x 72"W	1,046.00	1,372.00	573.00
LD4S	Dual-Sided Starter - 30 x 48" (Each User)	60"D x 48"W	1,064.00	1,395.00	603.00
LD5S	Dual-Sided Starter - 30 x 60" (Each User)	60"D x 60"W	1,104.00	1,468.00	615.00
LD6S	Dual-Sided Starter - 30 x 72" (Each User)	60"D x 72"W	1,209.00	1,568.00	626.00

### 4 - Standing-Height Workstations

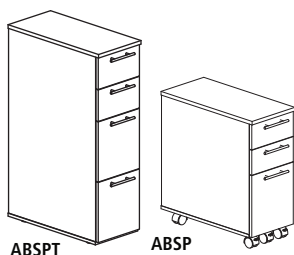
Model No.	Description	Dimensions	1" TFL in Designer White or Driftwood List	Add "H" for 1½" HPL List	Add "BASE" for Base only List
LD7S	Dual-Sided Starter/Adder - 24 x 48" (Each User)	48"D x 96"W	1,499.00	1,926.00	809.00
LD8S	Dual-Sided Starter/Adder - 24 x 60" (Each User)	48"D x 120"W	1,672.00	2,080.00	836.00
LD9S	Dual-Sided Starter/Adder - 24 x 72" (Each User)	48"D x 144"W	1,772.00	2,425.00	855.00
LD10S	Dual-Sided Starter/Adder - 30 x 48" (Each User)	60"D x 96"W	1,790.00	2,451.00	854.00
LD11S	Dual-Sided Starter/Adder - 30 x 60" (Each User)	60"D x 120"W	1,870.00	2,597.00	879.00
LD12S	Dual-Sided Starter/Adder - 30 x 72" (Each User)	60"D x 144"W	2,080.00	2,799.00	900.00

### 6 - Standing-Height Workstations

Model No.	Description	Dimensions	1" TFL in Designer White or Driftwood List	Add "H" for 1½" HPL List	Add "BASE" for Base only List
LD13S	Dual-Sided Starter/ (2) Adders - 24 x 48" (Each User)	48"D x 144"W	2,112.00	2,753.00	1,000.00
LD14S	Dual-Sided Starter/ (2) Adders - 24 x 60" (Each User)	48"D x 180"W	2,374.00	2,989.00	1,038.00
LD15S	Dual-Sided Starter/ (2) Adders - 24 x 72" (Each User)	48"D x 216"W	2,529.00	3,509.00	1,070.00
LD16S	Dual-Sided Starter/ (2) Adders - 30 x 48" (Each User)	60"D x 144"W	2,540.00	3,532.00	1,059.00
LD17S	Dual-Sided Starter/ (2) Adders - 30 x 60" (Each User)	60"D x 180"W	2,665.00	3,756.00	1,076.00
LD18S	Dual-Sided Starter/ (2) Adders - 30 x 72" (Each User)	60"D x 216"W	2,982.00	4,060.00	1,128.00



### SKINNY PEDESTAL



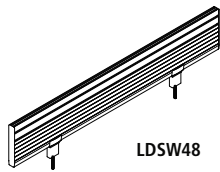
Model No.	Description	Dimensions	Weight	List Price
ABSP	Skinny Pedestal	10¾"W x 23"D x 24½"H	53	360.00
ABSPT	Skinny Pedestal (Tall)	10¾"W x 23"D x 38½"H	82	467.00
ABSPCK	Black Casters (5 per pack)		5	38.00

- Front 3 casters are 2" high locking casters
- Available in Driftwood only



### Slat Wall

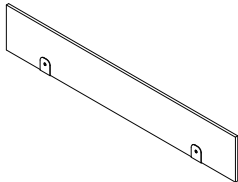
- Silver painted aluminum slat wall, Black end caps and 2 mounting brackets (Silver)



Model No.	Description	Dimensions	List Price
LDSW48	Slatwall Divider for 48"W Workspace	47"W x 10¾"H x 1¼"D	154.00
LDSW60	Slatwall Divider for 60"W Workspace	59"W x 10¾"H x 1¼"D	180.00
LDSW72	Slatwall Divider for 72"W Workspace	71"W x 10¾"H x 1¼"D	205.00

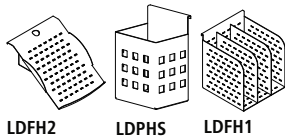
### Slat Wall Topper/Acoustical Panels

- Acoustical panels made of polyester fiber in nine standard colors -White, Black, Silver, Ash, Blush, Navy, Yellow, Lime and Orange
- Brackets (Silver) included
- Attaches to top of slatwall



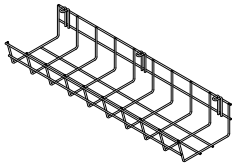
Model No.	Description	Dimensions	List Price
LDZP47	48" Slatwall Topper Panel	47"W x 8"H x ½"D	164.00
LDZP59	60" Slatwall Topper Panel	59"W x 8"H x ½"D	257.00
LDZP71	72" Slatwall Topper Panel	71"W x 8"H x ½"D	329.00

### Slat Wall Accessories



Model No.	Description	Dimensions	List Price
LDFH1	Folder/Paper Sorter Tray	6¾"W x 6¾"H x 6½"D	41.00
LDFH2	Phone/Tablet Support Tray	7"W x 3½"H x 8½"D	41.00
LDPHS	Pencil Holder	4"W x 4¼"H (6" overall H) x 3¼"D	26.00

### Wire Management Baskets



Model No.	Description	Dimensions	List Price
LDWB18	Steel powder coated 18" Wire Management Basket	18" W x 5½" D x 3¾" H	82.00
LDWB24	Steel powder coated 24" Wire Management Basket	24" W x 5½" D x 3¾" H	87.00

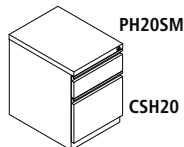
### Power Data Module



Model No.	Description	Dimensions	List Price
EZTMM	White - Tabletop Power/Data Module 1 Dual Charging USB, 1 Open Data Port 2 power outlets, 72" Cord grounded plug.	3¾" x 3¾" x 2" H	385.00

### Steel Mobile Pedestals

- Full width drawer pull
- Locks standard with core removable locks
- Full extension precision ball-bearing slides
- Hidden casters
- File drawers accommodate letter-size files
- Optional faux Black leather cushion available transform pedestal into a seat (adds 2" to height)
- Available in Black-S5 and Silver-HK5

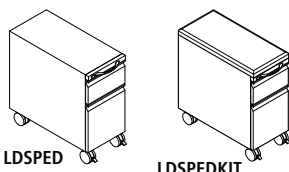


Model No.	Description	List Price
PH20SM	Box/File Mobile Pedestal, 15"W x 20"D x 21¾"H	424.00
CSH20	Cushion for 20"D Pedestal (faux Black leather)	219.00

### Steel Mobile Mini Pedestals

- Available in Black-S5, Gray-P5 and White-G5

### Cushion for Steel Mobile Mini Pedestal



Model No.	Description	List Price
LDSPED	Steel Mobile Mini Ped, 10½"W x 22"D x 21" H	299.00
LDSPEDKIT	Steel Mini Pedestal with Charcoal Cushion color fabric Only	354.00

Office Suites  
Seating  
Tables  
Desks  
Meeting Essentials  
Personal Organization  
Ergonomics  
High Density Storage  
Storage & Filing  
Facilities  
Technology Furniture  
Art & Engineering

- Cabinet at base of each section required
- Maximum weight to be placed on the lower portion of the wall
- Available with polished aluminum uprights, Tech Silver feet and e5™ laminate colors

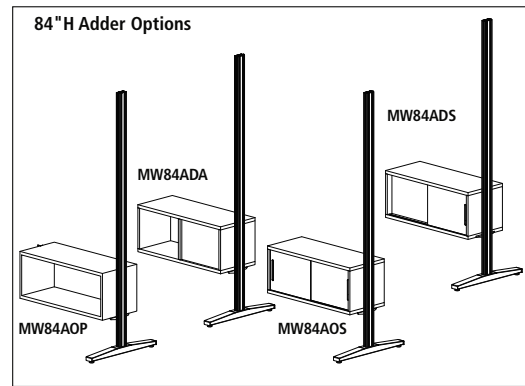
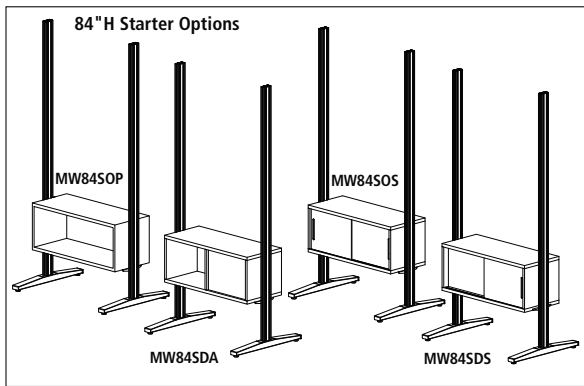
### Laminate Colors (TFL)

- Biltmore Cherry - LCRM
- Cocoa - 5AGX
- Summer Suede - 5AGY
- White - 5AGZ
- Walnut - 5AHA
- Raven - 5AHB

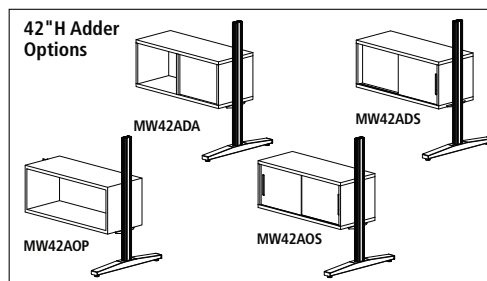
## KEEP™ BUILD-A-WALL WITH STARTER KITS AND ADDER OPTIONS

- 1] Select Starter Kit Size (84"H or 42"H) with cabinet style of your choice
- 2] Add additional components (see optional component section) to build your wall
- 3] If more than one wall section is desired, select appropriate Adder Configuration and additional components to extend wall horizontally

Model No.	Description	Dimensions	List Price
<b>84"H Starter Wall Configurations</b>			
MW84SOP	Starter Wall with Open Cabinet	39"W x 28"D x 84"H	1,586.00
MW84SDA	Starter Wall with Dual Access Cabinet	39"W x 28"D x 84"H	1,618.00
MW84SOS	Starter Wall with Open Cabinet with Two Sliding Doors	39"W x 28"D x 84"H	2,009.00
MW84SDS	Starter Wall with Dual Access Cabinet with One Sliding Door on Each Side	39"W x 28"D x 84"H	2,061.00
<b>84"H Adder Wall Configurations</b>			
MW84AOP	Adder Wall with Open Cabinet	37½"W x 28"D x 84"H	1,163.00
MW84ADA	Adder Wall with Dual Access Cabinet	37½"W x 28"D x 84"H	1,194.00
MW84AOS	Adder Wall with Open Cabinet with Two Sliding Doors	37½"W x 28"D x 84"H	1,586.00
MW84ADS	Adder Wall with Dual Access Cabinet with One Sliding Door on Each Side	37½"W x 28"D x 84"H	1,638.00



Model No.	Description	Dimensions	List Price
<b>42"H Starter Wall Configurations</b>			
MW42SOP	Starter Wall with Open Cabinet	39"W x 28"D x 42"H	1,374.00
MW42SDA	Starter Wall with Dual Access Cabinet	39"W x 28"D x 42"H	1,406.00
MW42SOS	Starter Wall with Open Cabinet with Two Sliding Doors	39"W x 28"D x 42"H	1,797.00
MW42SDS	Starter Wall with Dual Access Cabinet with One Sliding Door on Each Side	39"W x 28"D x 42"H	1,850.00
<b>42"H Adder Wall Configurations</b>			
MW42AOP	Adder Wall with Open Cabinet	37½"W x 28"D x 42"H	951.00
MW42ADA	Adder Wall with Dual Access Cabinet	37½"W x 28"D x 42"H	983.00
MW42AOS	Adder Wall with Open Cabinet with Two Sliding Doors	37½"W x 28"D x 42"H	1,374.00
MW42ADS	Adder Wall with Dual Access Cabinet with One Sliding Door Each Side	37½"W x 28"D x 42"H	1,427.00

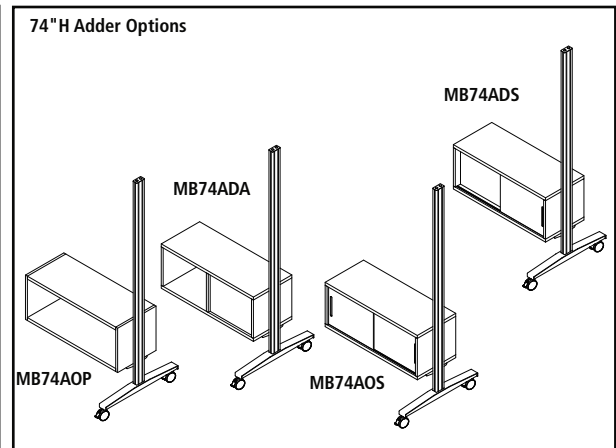
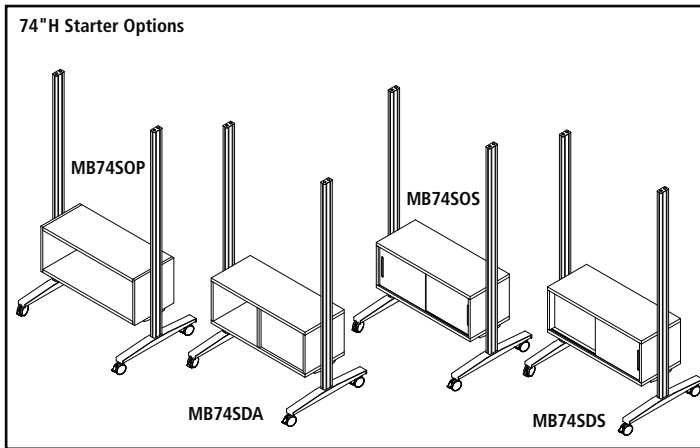


- Monitor brackets to the Starter Storage Unit easily move unit from room-to-room
- Keep Mobile is 74" high to ensure doorway passage
- Premium White & Gray 80 mm soft locking casters

**KEEP™ BUILD-A-MOBILE-WALL** 


- 1) Select Starter Kit with cabinet style of your choice
- 2) Add additional components (see optional component section) to build your wall
- 3) If more than one wall section is desired, select appropriate Adder Typical and additional components to extend wall horizontally

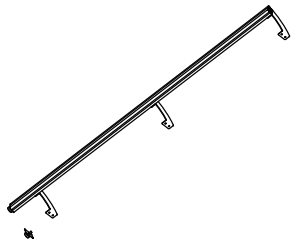
Model No.	Description	Dimensions	List Price
<b>74" Starter Mobile Wall Configurations</b>			
MB74SOP	74" Starter with Open Cabinet	39"W x 28"D x 74"H	1,586.00
MB74SDA	74" Starter with Dual Access Cabinet	39"W x 28"D x 74"H	1,618.00
MB74SOS	74" Starter with Open Cabinet with Two Sliding Doors	39"W x 28"D x 74"H	2,009.00
MB74SDS	74" Starter with Dual Access Cabinet with One Sliding Door on Each Side	39"W x 28"D x 74"H	2,061.00
<b>74"H Adder Mobile Wall Configurations</b>			
MB74AOP	74" Adder with Open Cabinet	37½"W x 28"D x 74"H	1,163.00
MB74ADA	74" Adder with Dual Access Cabinet	37½"W x 28"D x 74"H	1,194.00
MB74AOS	74" Adder with Open Cabinet with Two Sliding Doors	37½"W x 28"D x 74"H	1,586.00
MB74ADS	74" Adder with Dual Access Cabinet with One Sliding Door on Each Side	37½"W x 28"D x 74"H	1,638.00



Note: Refer to page 91 for three Keep Mobile Idea Starters

**KEEP™ OPTIONAL COMPONENTS**

**KEEP MODULAR WALL - 90 AND 120° KITS** 

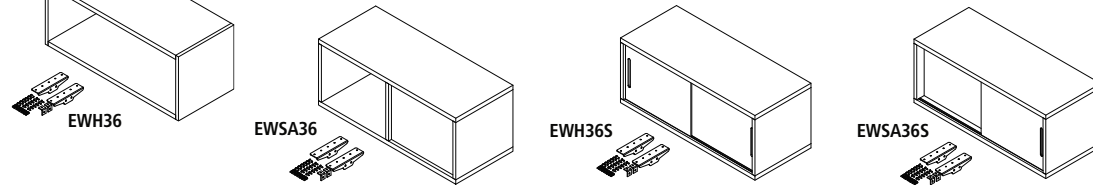


Model No.	Dimensions	Hardware Included	List Price
MW90BK	84" H Upright with Leveler	(3) Brackets 11¾" W ea.	556.00
MW90BKS	42" H Upright with Leveler	(3) Brackets 11¾" W ea.	418.00
MW120BK	84" H Upright with Leveler	(3) Brackets 8" W ea.	539.00
MW120BKS	42" H Upright with Leveler	(3) Brackets 8" W ea.	402.00

**KEEP™ CABINET KITS (ATTACHMENT HARDWARE INCLUDED)** 

- EWSA36 and EWSA36S are dual-access
- Sliding doors only available in White (writable) acrylic

Model No.	Description	Dimensions	Weight	List Price
<b>EWS36</b>	Flat Shelf	36"W x 15¼"D x 1"H	20	359.00
<b>EWH36</b>	Open (No Doors/1-Sided)	36"W x 15¼"D x 15"H	78	523.00
<b>EWSA36</b>	2-Sided	36"W x 15¼"D x 15"H	81	593.00
<b>EWH36S</b>	Open with Two Sliding Doors (optional Tack Board Back)	36"W x 15¼"D x 15"H	85	813.00
<b>EWSA36S</b>	2-Sided with One Sliding Door per Side (optional ½ Tack Board)	36"W x 15¼"D x 15"H	85	872.00



**CANTILEVERED WORK SURFACES** 

- Cantilevered surface kits include work surface, optional cutouts, adjustable height leg to accommodate seated and standing-height and hardware kit
- Options to have manufactured grommet cutouts for the EZSCK4 electrical kit or a conferencing unit available
- EZSCK4 module consists of (4) power, (2) 2.1 amp USB and a 108" plug-in cord. Available in Silver-HK5, White-G5 and Black-S5
- Work surfaces available in six e5 TFL colors; HPL options also available. Add "H" after the model no., i.e. EWCATKH and use the HPL (+H) List Price

**Laminate Colors**

Biltmore Cherry - LCRM, Cocoa - 5AGX, Summer Suede - 5AGY, White - 5AGZ, Walnut - 5AHA, Raven - 5AHB

Model No.	Description	Dimensions	List Price	HPL List + H
<b>EWCATK</b>	Cantilevered Surface, no cutout	72"W x 36"D x 29 - 42"H	1,053.00	1,105.00
<b>EWCATKE</b>	Cantilevered Surface with MFD Electrical Module Cutout 2" W x 8¼" L for EZSCK4 only. Kit listed below.	72"W x 36"D x 29 - 42"H	1,079.00	1,153.00
<b>EWCATKM</b>	Cantilevered Surface with MFD Cutout 7½" W x 12⅝" L to accommodate meeting/conferencing unit.	72"W x 36"D x 29 - 42"H	1,095.00	1,174.00
<b>EWCATKD</b>	Dual Tables - each side of Keep unit; No Cutouts	72"W x 36"D x 29 - 42"H	2,105.00	2,211.00
<b>EWCATKDE</b>	Dual tables - each side of Keep unit with MFD Electrical Module Cutout 2" W x 8¼" L for EZSCK4 only. Kit listed below.	72"W x 36"D x 29 - 42"H	2,158.00	2,306.00
<b>EWCATKDM</b>	Dual Tables - each side of Keep unit with MFD Cutout 7½" W x 12⅝" L to accommodate meeting/conferencing unit.	72"W x 36"D x 29 - 42"H	2,190.00	2,349.00
<b>EWCHTK</b>	Hexagon Surface, no Cutouts	84"W x 36 - 60"D x 29 - 42"H	2,470.00	2,523.00
<b>EWCHTKE</b>	Hexagon Surface with MFD Electrical Module Cutout Cutout 2" W x 8¼" L for EZSCK4 only. Kit listed below.	84"W x 36 - 60"D x 29 - 42"H	2,528.00	2,602.00
<b>EWCHTKM</b>	Hexagon Surface - with MFD Cutout 7½" W x 12⅝" L to accommodate meeting/conferencing unit.	84"W x 36 - 60"D x 29 - 42"H	2,544.00	2,623.00

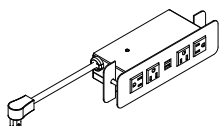
**KEEP™ TETHER BRACKET KIT** 

- Tether two Keep Mobile units together with magnetic bracket kit
- Dual painted steel bracket
- Ceramic Magnet - 80 lb. pull
- Can be added to existing Keep Mobile units
- Minimal assembly required

Model No.	Descriptions	Dimensions	Weight	List
<b>MBTBK</b>	Magnetic Tether Bracket Kit	3¼" x 3½" x 3"	6	159.00



**SURFACE ELECTRICAL KITS - PLUG-IN** 

- Each kit is for one cutout. Order two kits for dual tables
- Available in Silver-HK5, White-G5, and Black-S5



Model No.	Description	Power/USB Details	List Price
<b>EZSCK4</b>	Keep Cantilevered Table Electrical Kit - Flush Module Base	4 power receptacles, 2 USB connectors with 108" plug-in cord	639.00

- Stationary unit - Silver; portable unit - Gloss White

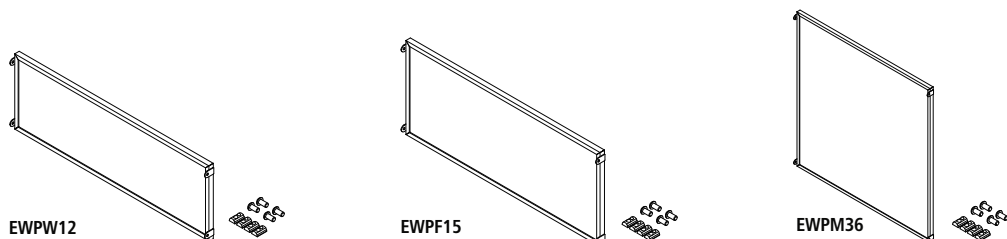
Model No.	Description	Dimensions	List Price
EZMR 	Grommet Mounted HDMI Stationary Unit Includes 4 power, (4) 2.1A USB charging ports, 4 HDMI Show Me cables, HDMI 4 position switch box 2 plate cutouts, 15' HDMI monitor cable, 108" cord.	13¼" W x 8" D x 9⅝" H	9,404.00
EZGA 	Portable Meeting Technology Includes 4 power, (4) 2.1A USB charging ports, 4 HDMI Show Me cables, HDMI 4 position switch box 15' HDMI monitor cable, 108" cord and Black Carry Case.	14¾" W x 11¾" D x 4½" H	10,541.00

**PANEL KITS** 

- Attachment Hardware included

Model No.	Dimensions	List Price	
<b>Two-Sided HPL Dry Erase Boards</b>			
EWPW12	35¾" W x 12" H	316.00	
EWPW15	35¾" W x 15" H	401.00	
EWPW30	35¾" W x 30" H	528.00	
EWPW36	35¾" W x 36" H	580.00	
Model No.	Dimensions	Std. List Price	Prem.(+P)*
<b>Two-Sided Same (1) Fabric on Both Sides (Select Guilford of Maine Panel Fabric)*</b>			
EWPF12	35¾" W x 12" H	422.00	528.00
EWPF15	35¾" W x 15" H	506.00	612.00
EWPF30	35¾" W x 30" H	708.00	813.00
EWPF36	35¾" W x 36" H	898.00	1,003.00
<b>Two-Sided (2) Fabric - Different fabric on each side (Select Guilford of Maine Panel Fabric)*</b>			
EWFFF12	35¾" W x 12" H	444.00	549.00
EWFFF15	35¾" W x 15" H	528.00	634.00
EWFFF30	35¾" W x 30" H	729.00	835.00
EWFFF36	35¾" W x 36" H	919.00	1,025.00
Model No.	Dimensions	List Price	
<b>Two-Sided Porcelain-Coated Steel over MDF on Both Sides (Magnetic White)</b>			
EWPM12	35¾" W x 12" H	474.00	
EWPM15	35¾" W x 15" H	560.00	
EWPM30	35¾" W x 30" H	665.00	
EWPM36	35¾" W x 36" H	739.00	
Model No.	Dimensions	Std. List Price	Prem.(+P)*
<b>One-Sided Porcelain-Coated Steel over MDF (Magnetic White) / One-Side Fabric</b>			
EWPFM12	35¾" W x 12" H	719.00	770.00
EWPFM15	35¾" W x 15" H	762.00	813.00
EWPFM30	35¾" W x 30" H	836.00	877.00
EWPFM36	35¾" W x 36" H	952.00	1,003.00

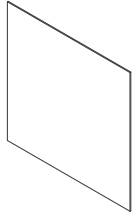
\* Select fabric from Guilford of Maine panel fabric or go to website for fabrics listed in Corporate Color Program, these are standard, any other Guilford panel fabric is considered premier add (+P) to model and use (Prem. + P) pricing above.



# Acrylic Panels

## ACRYLIC PANELS

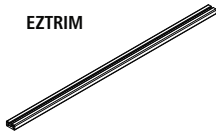
- Available as **standard** in frosted acrylic to match e5 panels or in **White acrylic (writable)** to match e5™ sliding doors on overhead cabinets
- Additional acrylic color options are available at an additional cost. **\*Add "C"** (example: EWPA12C) to the model number and choose from the following colors: Laguna-LQ, Sunshine-SY, Pumpkin-PO, Kiwi-KL, Tomato-TR\*
- Note: These acrylic color options are applicable to the Keep acrylic panels only; and are NOT the same color options as the e5™ colored glass door options



Model No.	Dimensions	List Price/ Frosted or White	*List Price Other Colors - Add "C" after Model #
EWPA12	35 3/4" W x 12" H	164.00	238.00
EWPA15	35 3/4" W x 15" H	185.00	280.00
EWPA18	35 3/4" W x 18" H	227.00	344.00
EWPA24	35 3/4" W x 24" H	296.00	455.00
EWPA30	35 3/4" W x 30" H	460.00	640.00
EWPA36	35 3/4" W x 36" H	477.00	677.00
EWPA50	35 3/4" W x 50" H	682.00	925.00
EWPA60	35 3/4" W x 60" H	820.00	1,164.00

## ACRYLIC PANEL TRIM KITS

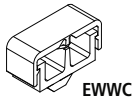
- Aluminum extruded top trim piece for use with single or back-to-back acrylic panels installed in Keep Modular Walls. Made of same material as Keep uprights
- Must be installed in conjunction with acrylic panels and the gasket that holds the panel in place



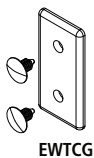
Model No.	Dimensions	List Price
EZTRIM	36" W x 3/4" H x 1 1/2" D	79.00
EZTRIMD	36" W x 3/4" H x 3" D	121.00



## ACCESSORIES



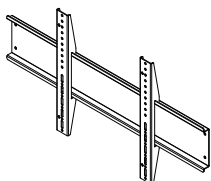
Model No.	Description	Dimensions	List Price
<b>Wire Management Cable Clip</b>			
EWWC	Cable Clip for wire management	1 1/2" W x 1" D	12.00
<b>Top Caps</b>			
EWTCG	Gray Top Caps	1 1/2" W x 3" D	9.00
FWCAST	Premium Caster Kit (4) White & Gray; locking		72.00



<b>Back of Dual-Access Cabinet Option</b>			Std.	Prem. (+P)
EZTKB16	Tack Board*	16 1/2" W x 12 1/2" D x 1/2" H	113.00	200.00
EZDEB16	Dry Erase Board	16 1/2" W x 12 1/2" D x 1/2" H	134.00	
<b>Marker Tray – Sized to fit half of the back of EWSA36 &amp; EWSA36S Cabinets</b>				
EWTRAY	Aluminum Extruded Tray	36" W x 3" D x 3/4" H		189.00
<b>Back of 1-sided Cabinet Options (EWH36)</b>				
EZTKB36	Tack Board*		164.00	245.00
EZDEB36	Dry Erase Board		175.00	

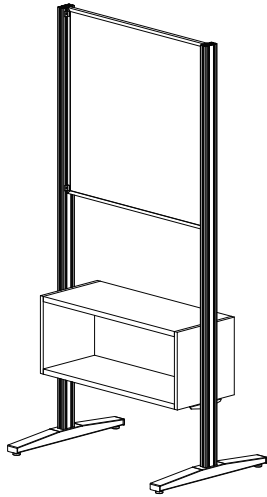
\* Select fabric from Guilford of Maine panel fabric or go to website for fabrics listed in Corporate Color Program, these are standard, any other Guilford panel fabric is considered premier add (+P) to model and use (Prem. + P) pricing above.

## MONITOR MOUNT BRACKET KIT



Model No.	Dimensions	List Price
EWMMK	39" W x 7" H - Monitor Mount 20 1/2" H x 2 1/4" W - Vertical bracket	265.00

- Must order by component level
- See e5™ Idea Starters page 46 for example

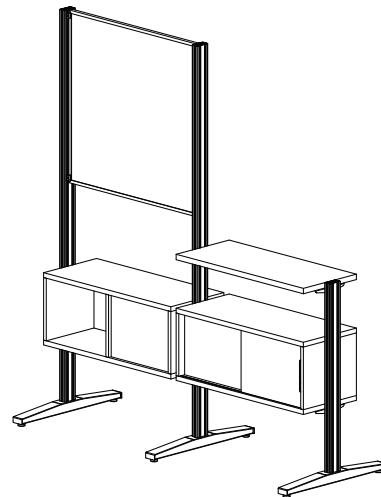


KEEP IDEA STARTER #1 **GSA**

Consists of:

QTY.	MODEL NO.	DESCRIPTION	LIST PRICE EACH
1	MW84SOP	84" H Starter with Open Cabinet	1,586.00
1	EWPW36	36" W x 36" H Two-Sided Dry Erase Board	580.00

**TOTAL: 2,166.00**

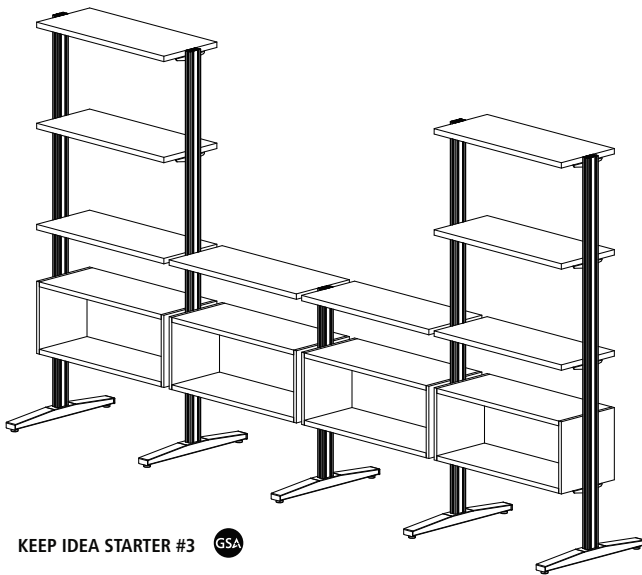


KEEP IDEA STARTER #2 **GSA**

Consists of:

QTY.	MODEL NO.	DESCRIPTION	LIST PRICE EACH
1	MW84SDA	84" H Starter with Dual Access Cabinet	1,618.00
1	EWPW36	36" W x 36" H Whiteboard	580.00
1	MW42ADS	42" H Adder with Dual Access w/1 Sliding Door per Side	1,427.00
1	EWS36	Flat Shelf	359.00

**TOTAL: 3,984.00**

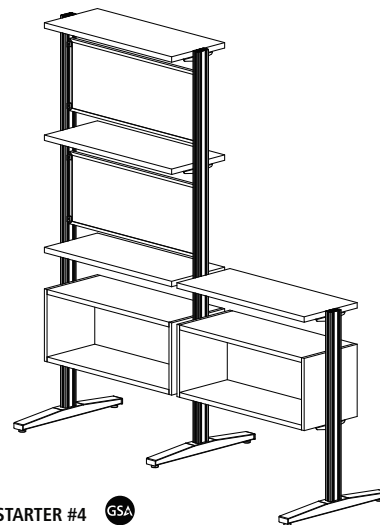


KEEP IDEA STARTER #3 **GSA**

Consists of:

QTY.	MODEL NO.	DESCRIPTION	LIST PRICE EACH
2	MW84SOP	84" H Starter with Open Cabinet	1,586.00
8	EWS36	Flat Shelves	359.00
1	MW42AOP	42" H Adder with Open Cabinet	951.00
1	EWH36	Open Cabinet	523.00

**TOTAL: 7,518.00**



KEEP IDEA STARTER #4 **GSA**

Consists of:

QTY.	MODEL NO.	DESCRIPTION	LIST PRICE EACH
1	MW84SOP	84" H Starter with Open Cabinet	1,586.00
1	MW42AOP	42" H Adder with Open Cabinet	951.00
4	EWS36	Flat Shelves	359.00
2	EWPF12	36" W x 12" H Two-Sided Tack Panel	422.00

**TOTAL: 4,817.00**

Note: Refer to page 85 for additional Keep Mobile details.



# Keep™ Series Idea Starters

- Must order by component level
- See e5™ Idea Starters page 46 for example

Office Suites

Seating

Tables

Desks

Meeting Essentials

Personal Organization

Ergonomics

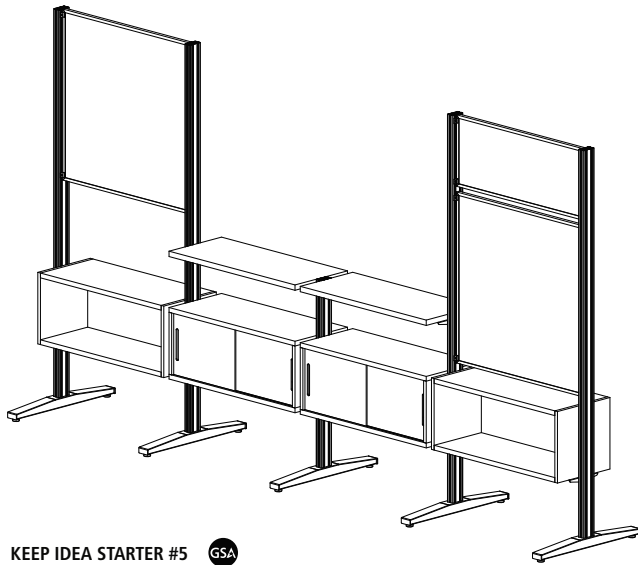
High Density Storage

Storage & Filing

Facilities

Technology Furniture

Art & Engineering

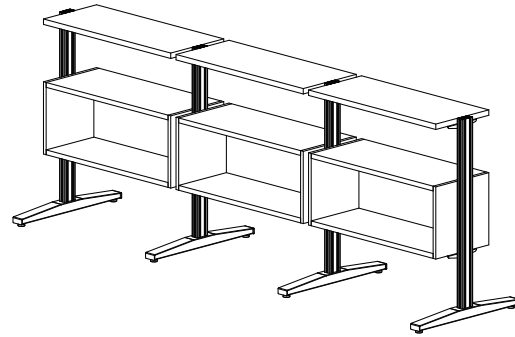


KEEP IDEA STARTER #5

Consists of:

QTY.	MODEL NO.	DESCRIPTION	LIST PRICE EACH
2	MW84SOP	84"H Starter with Open Cabinet	1,586.00
1	MW42AOS	42"H Adder with Dual Sliders	1,374.00
1	EWH36S	Dual Slider Cabinet	813.00
2	EWS36	Flat Shelves	359.00
2	EWPW36	Dual-Sided Whiteboard	580.00
1	EWPF12	36"W x 12"H Tackboard	422.00

**TOTAL: 7,659.00**

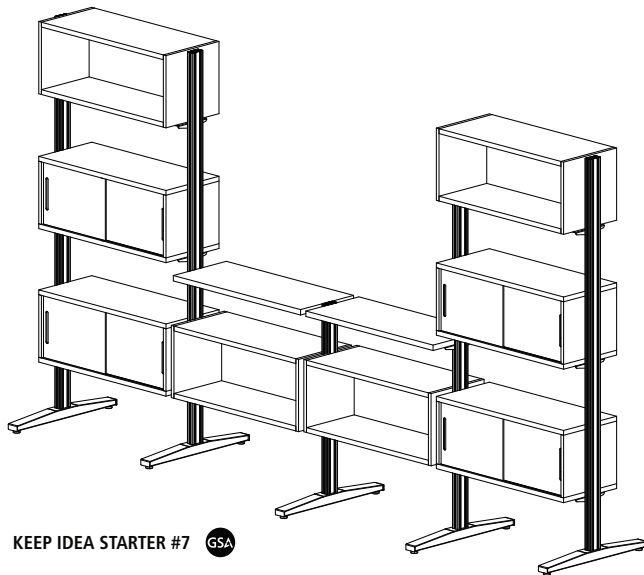


KEEP IDEA STARTER #6

Consists of:

QTY.	MODEL NO.	DESCRIPTION	LIST PRICE EACH
1	MW42SOP	42"H Starter with Open Cabinet	1,374.00
2	MW42AOP	42"H Adder with Open Cabinet	951.00
3	EWS36	Flat Shelves	359.00

**TOTAL: 4,353.00**

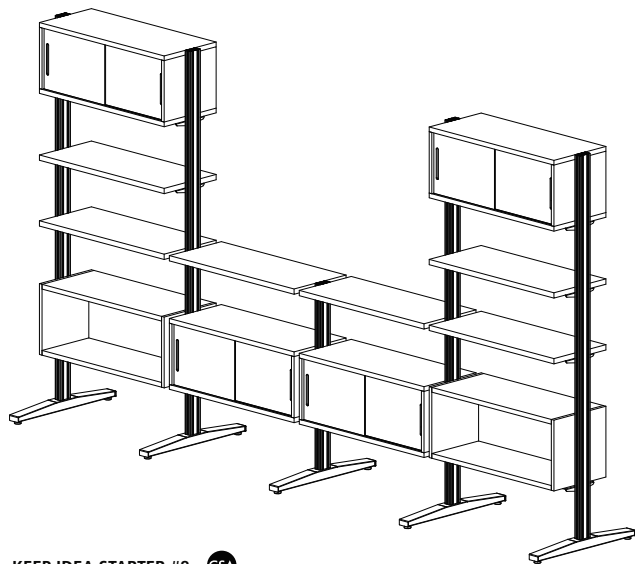


KEEP IDEA STARTER #7

Consists of:

QTY.	MODEL NO.	DESCRIPTION	LIST PRICE EACH
2	MW84SOS	84"H Starter with 2 Sliding Doors	2,009.00
1	MW42AOP	42"H Adder with Open Cabinet	951.00
2	EWH36S	Dual Sliding Cabinets	813.00
3	EWH36	Open Cabinets	523.00
2	EWS36	Flat Shelves	359.00

**TOTAL: 8,882.00**



KEEP IDEA STARTER #8

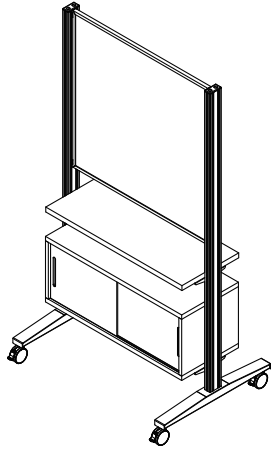
Consists of:

QTY.	MODEL NO.	DESCRIPTION	LIST PRICE EACH
2	MW84SOP	84"H Starter with Open Cabinet	1,586.00
1	MW42AOS	42"H Adder with Sliding Doors	1,374.00
3	EWH36S	Dual Sliding Cabinets	813.00
6	EWS36	Flat Shelves	359.00

**TOTAL: 9,139.00**

Note: Refer to page 85 for additional Keep Mobile details.

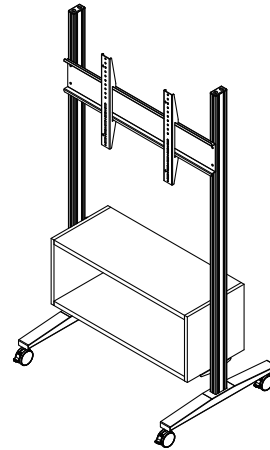
- Must order by component level
- See e5™ Idea Starters page 46 for example



KEEP MOBILE IDEA STARTER #9 

Consists of:

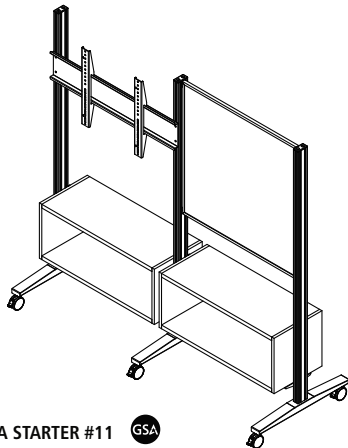
QTY.	MODEL NO.	DESCRIPTION	LIST PRICE EACH
1	MB74SOS	74" Starter with 2 sliding doors	2,009.00
1	EWPM36	Dual-Sided Porcelain-Coated White/Magnetic	739.00
1	EWS36	36" W Flat Shelf	359.00
<b>TOTAL:</b>			<b>3,107.00</b>



KEEP MOBILE IDEA STARTER #10 

Consists of:

QTY.	MODEL NO.	DESCRIPTION	LIST PRICE EACH
1	MB74SOP	74" Starter with Open Cabinet	1,586.00
1	EWMMK	Monitor Mount Bracket	265.00
<b>TOTAL:</b>			<b>1,851.00</b>



KEEP MOBILE IDEA STARTER #11 

Consists of:

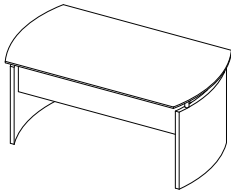
QTY.	MODEL NO.	DESCRIPTION	LIST PRICE EACH
1	MB74SOP	74" Starter with Open cabinet	1,586.00
1	MB74AOP	74" Adder with Open cabinet	1,163.00
1	EWMMK	Monitor Mount Bracket	265.00
1	EWPFM36	One Side Porcelain Magnetic WB/ One Side Fabric Tackboard	952.00
<b>TOTAL:</b>			<b>3,603.00</b>

## MEDINA DESK SYSTEM

**Laminate Options:** Gray Steel-LGS, Mahogany-LMH, Mocha-LDC, Textured Sea Salt-TSS and Textured Brown Sugar-TBS.  
**CARB Compliant:** Core materials comply with Phase 2 of CARB's formaldehyde emission limits of composite wood materials.

- All Desk, Return and Extension work surfaces are 1" thick with a distinctive beveled edge
- All locks are keyed-alike and feature removable cores for installing "keyed-different" locks after-market
- PVC edge
- All floor supported models include steel threaded leveling glides.
- Models in all finishes are available on both the Quick Ship and Freight delivery programs with no quantity limitations
- Recommended under-cabinet LED Task Light is model EZDP. Other LED Task/Desk lighting is available in the Ergonomics section page 276

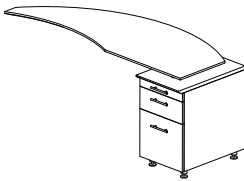
### CURVED DESK



- Floating Top with Silver supports
- Silver modesty panel
- Curved end panels reflect curved ends of work surface

Model No.	Dimensions	Weight	List Price
<b>MND63</b>	63"W x 36"D x 29½"H Curved Ends	128	715.00
<b>MND72</b>	72"W x 36"D x 29½"H Curved Ends	132	754.00

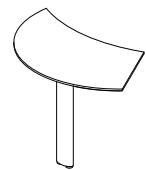
### CURVED DESK RETURN WITH PENCIL/BOX/FILE PEDESTAL



- Works only with MND63 and MND72
- Creates L-shaped work surface when attached to Desk
- Gang-lock features removable core
- Available for right or left side of Desk
- Supported by Return Pencil-Box-File Pedestal
- Stands off on Silver legs

Model No.	Description	Dimensions	Weight	List Price
<b>MNRTPR</b>	63" Right Return	63"W x 24"D x 29½"H	119	806.00
<b>MNRTPL</b>	63" Left Return	63"W x 24"D x 29½"H	119	806.00

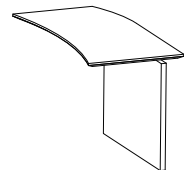
### CURVED DESK EXTENSION



- Works only with MND63 and MND72
- Available for right or left side of Desk
- Supported by Silver stand offs

Model No.	Description	Dimensions	Weight	List Price
<b>MNEXTR</b>	Right Extension	47"W x 28"D x 29½"H	49	457.00
<b>MNEXTL</b>	Left Extension	47"W x 28"D x 29½"H	49	457.00

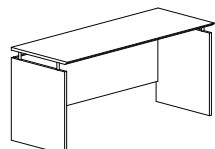
### BRIDGE



- Works only with MND63 and MND72
- Not free standing. Requires connection to Credenza and Desk
- Features modesty panel

Model No.	Description	Dimensions	Weight	List Price
<b>MNBDGR</b>	Right Hand Bridge	48"W x 24"D x 29½"H	62	377.00
<b>MNBDGL</b>	Left Hand Bridge	48"W x 24"D x 29½"H	62	377.00

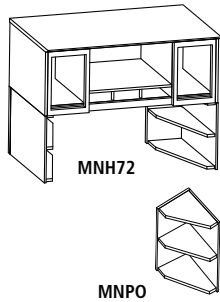
### CREDENZA



Model No.	Dimensions	Weight	List Price
<b>MNCNZ63</b>	63"W x 20"D x 29½"H	106	440.00
<b>MNCNZ72</b>	72"W x 20"D x 29½"H	110	490.00

Note: Credenzas can be used with both the Curved Desks and Straight Desks.

**HUTCH** 

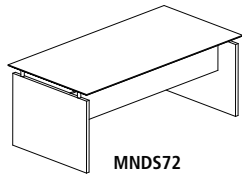


- Frosted glass doors with Silver frames
- Two open compartment slots
- Fully assembled
- Wall mounted or sits on corner supports
- Two corner supports are needed to support a hutch

Model No.	Description	Dimensions	Weight	List Price
MNH63	63" Hutch	63"W x 15"D x 18¼"H	128	750.00
MNH72	72" Hutch	72"W x 15"D x 18¼"H	132	873.00
MNPO*	Corner Support	15"W x 15"D x 20"H	33	116.00

\* Two corner supports are needed to support a hutch.  
 Note: Hutchs can be used with both the Curved Desks and Straight Desks.

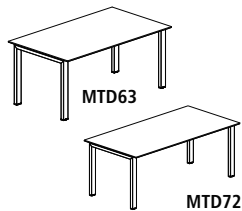
**STRAIGHT DESK** 



- Floating Top with Silver supports
- Silver modesty panels

Model No.	Description	Dimensions	Weight	List Price
MNDS63		63"W x 36"D x 29½"H, Rectangle	128	715.00
MNDS72		72"W x 36"D x 29½"H, Rectangle	132	754.00

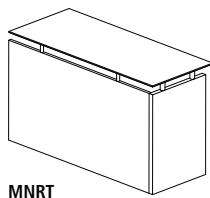
**TABLE DESK** 



- No grommets
- Silver Base

Model No.	Description	Dimensions	List Price
MTD63	Table Desk with Straight Top	63" W x 36" D x 29½" H	761.00
MTD72	Table Desk with Straight Top	72" W x 36" D x 29½" H	801.00

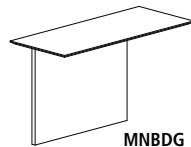
**UNIVERSAL RETURN** 



- Works only with MNDS63 and MNDS72
- Creates L-shaped work surface when attached to Desk
- Full modesty panel

Model No.	Description	Dimensions	Weight	List Price
MNRT	Non-Handed Return	48½"W x 20"D x 29½"H	119	388.00

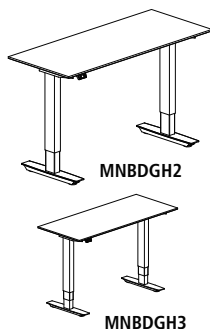
**NON-HANDED STRAIGHT BRIDGE** 



- Works only with MNDS63 and MNDS72
- Not free standing. Requires connection to Credenza and Desk
- Features modesty panel

Model No.	Description	Dimensions	Weight	List Price
MNB DG	Non-Handed Straight Bridge	48½"W x 20"D x 29½"H	62	377.00

**Medina™ Height-Adjustable Bridge** 



- Return includes (1) MNB DG Straight Bridge, (1) 2-Stage ML-Series Height-Adjustable Base with (1) pair of 18" feet with brackets; or (1) 3-Stage ML-Series Height-Adjustable Base with (1) pair of 18" feet with brackets
- Modesty Panel cannot be used when using the Height-Adjustable Base
- **Laminate Options:** Gray Steel-LGS, Mocha-LDC, Mahogany-LMH, Textured Brown Sugar-TBS, Textured Sea Salt-TSS
- Freestanding unit; not attached to Credenza and Desk
- Leave 1" clearance on each side between Desk or Credenza and Bridge when assembled to allow table to move free of obstruction

Model No.	Description	Dimensions	Weight	List Price
MNB DGH2	48" Non-Handed Straight Bridge with 2-Stage Height-Adj. Base	48"W x 20"D x 28" to 47½"H	121	1,279.00
MNB DGH3	48" Non-Handed Straight Bridge with 3-Stage Height-Adj. Base	48"W x 20"D x 24½" to 50"H	127	1,384.00

Office Suites

Seating

Tables

Desks

Meeting Essentials

Personal Organization

Ergonomics

High Density Storage


Storage & Filing

Facilities

Technology Furniture

Art & Engineering

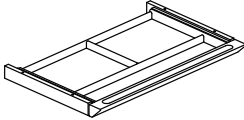
## MOBILE PEDESTALS



- Accommodate letter sized hanging file folders only
- Drawers operate smoothly using full-extension ball-bearing suspensions
- Fits under Credenzas
- 2" dual-hooded casters

Model No.	Description	Dimensions	Weight	List Price
MNBBF	Box/Box/File	15½"W x 18"D x 26¾"H	70	496.00
MNFF	File/File	15½"W x 18"D x 26¾"H	68	457.00


## CENTER DESK DRAWER



- Solid wood frame construction
- Drawer operates smoothly using full-extension ball-bearing suspension
- Available in Graphite with Black drawer front only

Model No.	Dimensions	Weight	List Price
ACD	25"W x 18"D x 2"H	13	191.00
ACDS	25"W x 14"D x 2"H Use with Height-Adjustable Desks 30"D or larger	13	179.00
ACDS30	25"W x 12½"D x 2"H Use with 30"D Height-Adjustable Desks	13	189.00

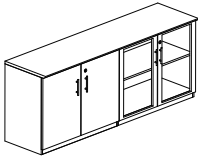
## LATERAL FILE



- Accommodates letter- and legal-sized hanging file folders
- Includes counter-weight for stability when in use
- Gang-lock features removable core enabling keyed-alike suites
- Drawers operate smoothly using full-extension ball-bearing suspensions

Model No.	Description	Dimensions	Weight	List Price
MVLF	File/File Lateral	36"W x 20"D x 29½"H Assembled	180	942.00

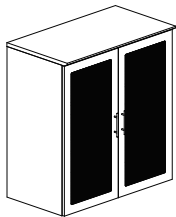
## LOW WALL CABINET WITH DOORS



- Sets of doors lock separately. Keyed alike
- Includes one adjustable shelf on each side

Model No.	Description	Dimensions	Weight	List Price
MVLC	Wood/Glass Door Combination	72"W x 20"D x 29½"H	190	1,095.00


## GLASS DISPLAY CABINET



- Glass is tempered for safety and durability
- Two (2) adjustable shelves on 1¼" increments
- Grommet in back panel for wall access
- Mouse hole in shelves to permit vertical routing of cables
- Cabinet must be used with lateral file, or storage cabinet

Model No.	Description	Dimensions	Weight	List Price
MGDC	Glass Display Cabinet	36"W x 20"D x 39¼"H	119	1,009.00

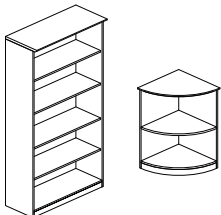
## STORAGE CABINET



- Self-closing hinged doors
- One (1) shelf adjustable on 1¼" increments
- Mouse hole in back panel for wall access
- Shelf contains corner mouse hole for vertical cable management

Model No.	Description	Dimensions	Weight	List Price
MSC	Storage Cabinet	36"W x 20"D x 29½"H	96	780.00

## BOOKCASES



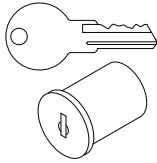
- Open shelves for convenient storage
- Choice of two or five shelf units
- Adjustable shelves
- 1" thick shelves
- MVB5 supports 75 lbs. per shelf, evenly distributed
- MVBQ2 supports 25 lbs. per shelf, evenly distributed

Model No.	Description	Dimensions	Weight	List Price
MVB5	5 Shelf	36"W x 13"D x 68"H	145	659.00
MVBQ2	2 Shelf ¼ - Round	20"W x 20"D x 29½"H	36	243.00

REPLACEMENT LOCK CORES



- Allows pedestals and laterals to be keyed uniquely for up to ten different workstations
- Master key available
- Must purchase a core removal tool to change locks cores




Model No.	Description	Weight	List Price
REALCC0311 through REALCC0325 (Silver)	Replacement Core with Keys	1	24.00
REALCRK	Core Removal Tool	1	24.00
REALCMK	Master Key	1	24.00

MEDINA CONFERENCE TABLES



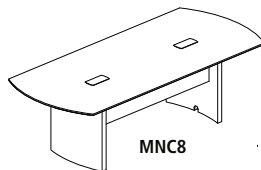
**Laminate Options:** Gray Steel-LGS, Mahogany-LMH, Mocha-LDC, Textured Sea Salt-TSS and Textured Brown Sugar-TBS

- Cutout designed to support PM33 listed below
- 250 lb. weight capacity
- Grommet hole cutout size is 4 x 8"
- Conference table legs have cable chimney for concealed cable management from surface to floor

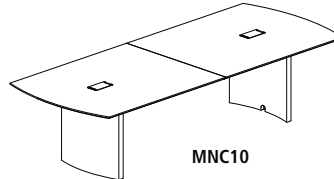


MNCR48

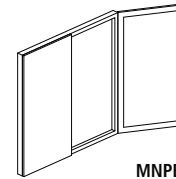
Model No.	Description	Dimensions	Weight	List Price
MNCR48	Round Conference Table	48" Diameter x 29½" H	135	671.00
MNC8	8' Conference Table	96"W x 42"D x 29½" H	236	1,234.00
MNC10	10' Conference Table	120"W x 48"D x 29½" H	306	1,684.00
MNC12	12' Conference Table	144"W x 48"D x 29½" H	358	2,017.00
MNC14	14' Conference Table	168"W x 48"D x 29½" H	399	2,348.00
MNPB	Presentation Board	48"W x 48"H x 3¼"D	110	760.00



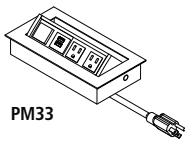
MNC8



MNC10



MNPB



PM33

Model No.	Description	Weight	List Price
PM33	Power and USB Module with two Power and two USB Outlets (Black-BLK or Silver-SLV) add suffix BLK or SLV after model number (example: PM33BLK) Outside dimension: 8.33" w x 4.40" d, Inside: 6.60" w x 2.75" d	4	708.00

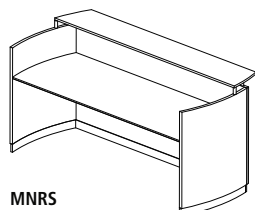
MEDINA RECEPTION FURNITURE



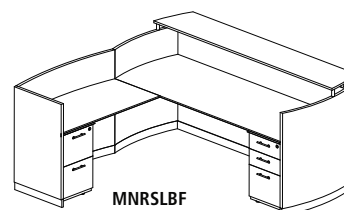
**Laminate Options:** Gray Steel-LGS, Mahogany-LMH, Mocha-LDC, Textured Sea Salt-TSS and Textured Brown Sugar-TBS

- Universal Return
- ¾" frosted, tempered glass
- All Reception Station typicals include a center drawer

Model No.	Description	Dimensions	Weight	List Price
MNRS	Reception Station (No Pedestals)	87¼"W x 37¼"D x 42¼"H	360	3,096.00
MNRSBF	Reception Station with Box/Box/File, File/File	87¼"W x 37¼"D x 42¼"H	520	4,049.00
MNRSBB	Reception Station with 2-Box/Box/File	87¼"W x 37¼"D x 42¼"H	506	4,089.00
MNRSLBF	Reception Station with Return, Box/Box/File, File/File	87¼"W x 37¼"D x 42¼"H Desk 48"W x 25"D x 39¼"H Return	882	4,870.00
MNRSLBB	Reception Station with Return, 2-Box/Box/File	87¼"W x 37¼"D x 42¼"H Desk 48"W x 25"D x 39¼"H Return	882	4,908.00
MNRBBF	Reception Box/Box/File (Pedestal only)	15½"W x 18"D x 27½"H	77	496.00
MNRFF	Reception File/File (Pedestal only)	15½"W x 18"D x 27½"H	75	457.00



MNRS



MNRSLBF

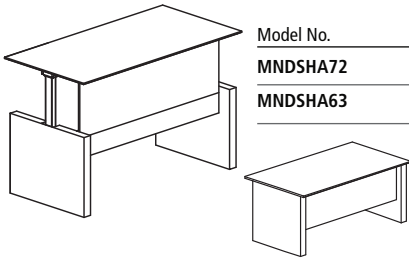


These products are subject to California Proposition 65. Please visit the product detail page on our website for specific information.

## MEDINA™ HEIGHT-ADJUSTABLE FRONT DESKS

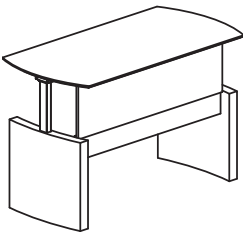
- Desks easily adjust from 29½" - 49¼"
- All work surfaces are 1" thick with a distinctive beveled edge and Silver detail
- All pieces coordinate with Medina™ Desking, Conference and Reception Furniture
- Drive System 110V, 60Hz AC input 120V DC motor draws a maximum of 3 amps for quick and easy movement
- Moves at a speed of ¾" per second for quick adjustment
- Control Switch has simple Up/Down Buttons; sold as standard for ease of reconfiguration
- **Laminate finish options:** Gray Steel-LGS, Mahogany-LMH, Mocha-LDC, Textured Brown Sugar-TBS, Textured Sea Salt-TSS

### Medina™ Height-Adjustable Straight Front Desk



Model No.	Description	Dimensions	Weight	List Price
MNDSHA72	72" Straight Front Desk	72"W x 36"D x 29½" - 49¼"H	257	2,047.00
MNDSHA63	63" Straight Front Desk	63"W x 36"D x 29½" - 49¼"H	246	2,023.00

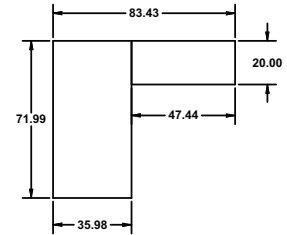
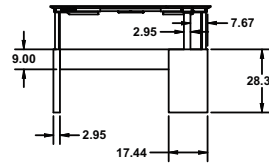
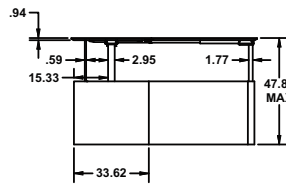
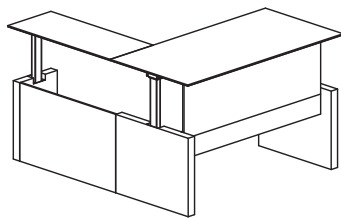
### Medina™ Height-Adjustable Curved Front Desk



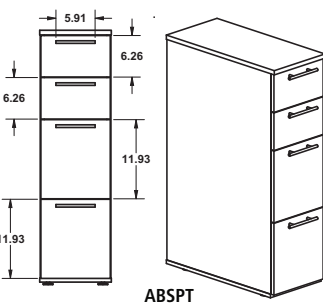
Model No.	Description	Dimensions	Weight	List Price
MNDHA72	72" Curved Front Desk	72"W x 36"D x 29½" - 49¼"H	277	2,012.00
MNDHA63	63" Curved Front Desk	63"W x 36"D x 29½" - 49¼"H	246	1,982.00

### Medina™ Height-Adjustable Straight Front Desk & Return

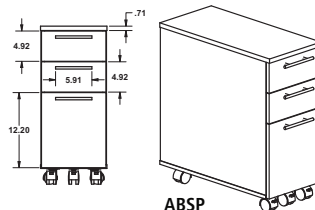
Model No.	Description	Dimensions	Weight	List Price
MNT51H	72" Straight Front Desk with Return	72"W x 84"D x 29½" - 49¼"H	364	2,831.00
MNT52H	63" Straight Front Desk with Return	63"W x 84"D x 29½" - 49¼"H	353	2,807.00



### SKINNY PEDESTAL

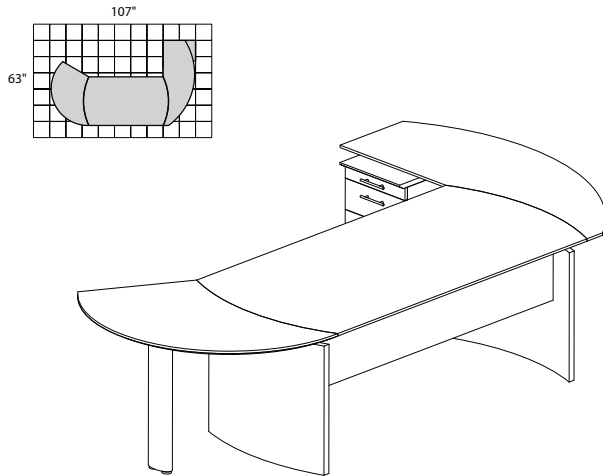


Model No.	Description	Dimensions	Weight	List Price
ABSP	Skinny Pedestal	10¼"W x 23"D x 25½"H	53	360.00
ABSPT	Skinny Pedestal (Tall)	10¼"W x 23"D x 38½"H	82	467.00



- Front 3 casters are 2" high locking casters
- Available in Medina™ laminate colors

• Order complete suites using "MNT\_\_" models.

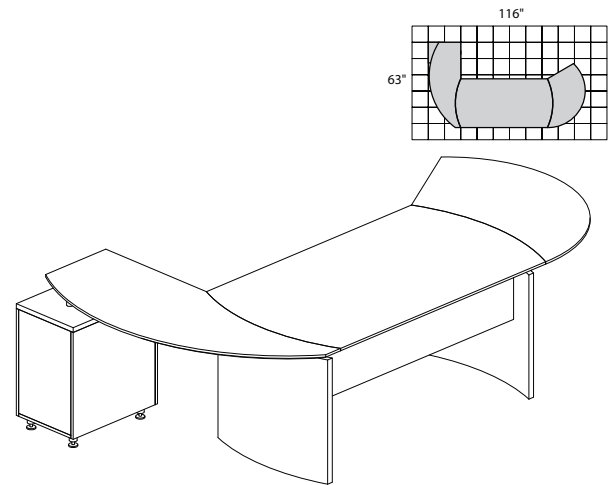


MEDINA SERIES – TYPICAL #2

Consists of:

QTY.	MODEL NO.	DESCRIPTION	LIST PRICE EACH
1	MND63	63"W Desk	715.00
1	MNEXTR	Curved Desk Extension	457.00
1	MNRTPL	Curved Desk Return with P/B/F Pedestal	806.00
1	ACD	Center Drawer	191.00

**MNT2 2,169.00**

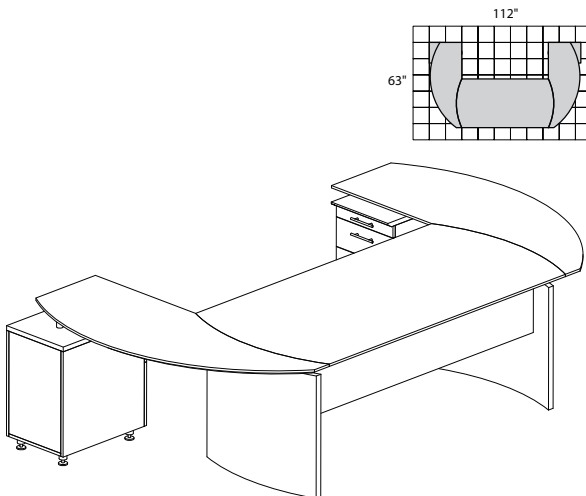


MEDINA SERIES – TYPICAL #4

Consists of:

QTY.	MODEL NO.	DESCRIPTION	LIST PRICE EACH
1	MND72	72"W Desk	754.00
1	MNEXTL	Curved Desk Extension	457.00
1	MNRTPR	Curved Desk Return with P/B/F Pedestal	806.00
1	ACD	Center Drawer	191.00

**MNT4 2,208.00**

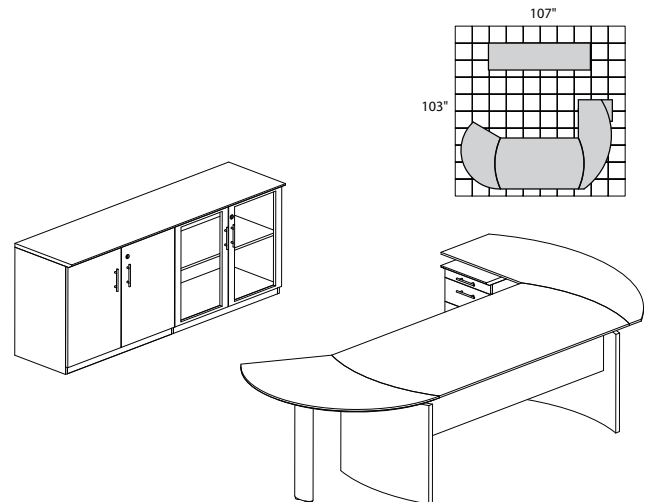


MEDINA SERIES – TYPICAL #6

Consists of:

QTY.	MODEL NO.	DESCRIPTION	LIST PRICE EACH
1	MND72	72"W Desk	754.00
1	MNRTPR	Curved Desk Return with P/B/F Pedestal	806.00
1	MNRTPL	Curved Desk Return with P/B/F Pedestal	806.00
1	ACD	Center Drawer	191.00

**MNT6 2,557.00**



MEDINA SERIES – TYPICAL #8

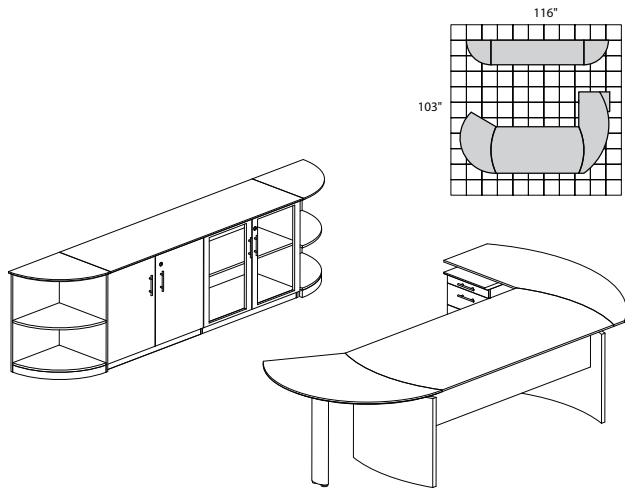
Consists of:

QTY.	MODEL NO.	DESCRIPTION	LIST PRICE EACH
1	MND63	63"W Desk	715.00
1	MNEXTR	Curved Desk Extension	457.00
1	MNRTPL	Curved Desk Return with P/B/F Pedestal	806.00
1	ACD	Center Drawer	191.00
1	MVLC	Low Wall Cabinet	1,095.00

**MNT8 3,263.00**



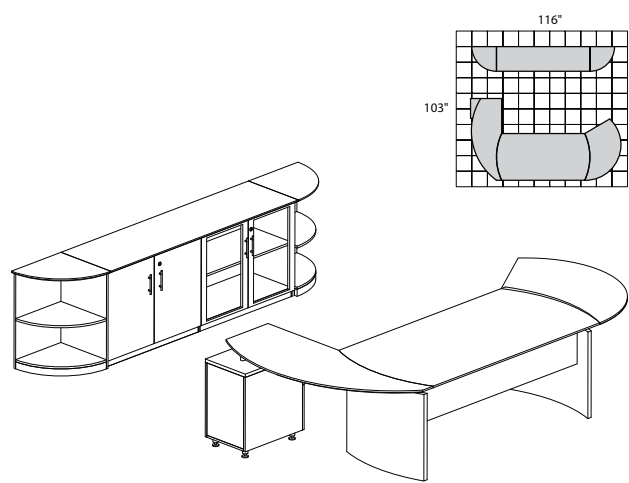
• Order complete suites using "MNT\_" models.



### MEDINA SERIES – TYPICAL #9

Consists of:

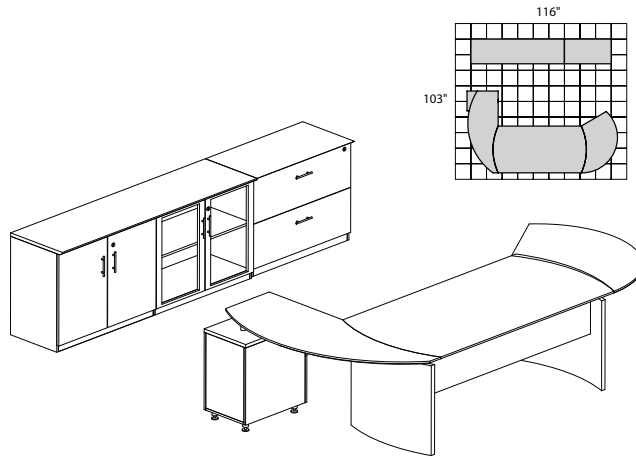
QTY.	MODEL NO.	DESCRIPTION	LIST PRICE EACH
1	MND72	72"W Desk	754.00
1	MNEXTR	Curved Desk Extension	457.00
1	MNRTPL	Curved Desk Return with P/B/F Pedestal	806.00
1	ACD	Center Drawer	191.00
1	MVLC	Low Wall Cabinet	1,095.00
2	MVBQ2	2 Shelf ¼-Round	243.00
<b>MNT9</b>			<b>3,787.00</b>



### MEDINA SERIES – TYPICAL #10

Consists of:

QTY.	MODEL NO.	DESCRIPTION	LIST PRICE EACH
1	MND72	72"W Desk	754.00
1	MNEXTL	Curved Desk Extension	457.00
1	MNRTPR	Curved Desk Return with P/B/F Pedestal	806.00
1	ACD	Center Drawer	191.00
1	MVLC	Low Wall Cabinet	1,095.00
2	MVBQ2	2 Shelf ¼-Round	243.00
<b>MNT10</b>			<b>3,787.00</b>

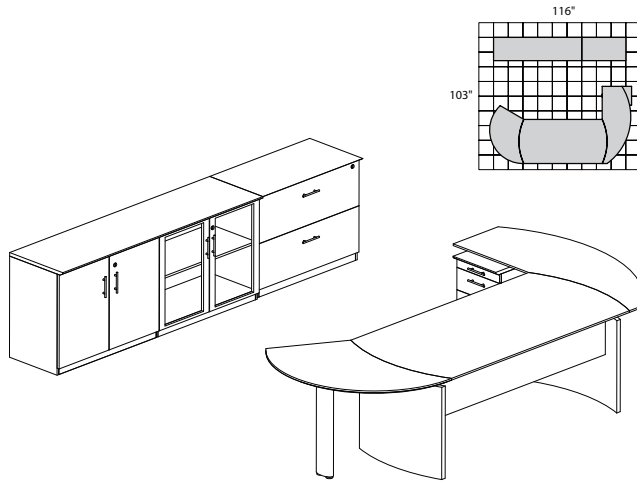


### MEDINA SERIES – TYPICAL #15

Consists of:

QTY.	MODEL NO.	DESCRIPTION	LIST PRICE EACH
1	MND72	72"W Desk	754.00
1	MNEXTL	Curved Desk Extension	457.00
1	MNRTPR	Curved Desk Return with P/B/F Pedestal	806.00
1	ACD	Center Drawer	191.00
1	MVLC	Low Wall Cabinet	1,095.00
1	MVLF	Lateral File	942.00
<b>MNT15</b>			<b>4,244.00</b>

• Order complete suites using "MNT\_" models.

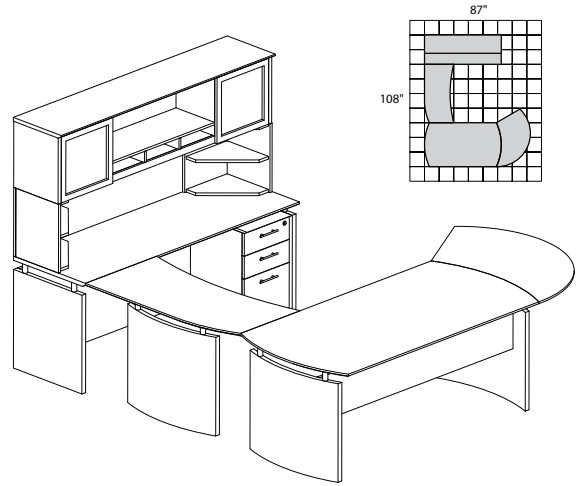


MEDINA SERIES – TYPICAL #16

Consists of:

QTY.	MODEL NO.	DESCRIPTION	LIST PRICE EACH
1	MND72	72" W Desk	754.00
1	MNEXTR	Curved Desk Extension	457.00
1	MNRTPL	Curved Desk Return with P/B/F Pedestal	806.00
1	ACD	Center Drawer	191.00
1	MVLC	Low Wall Cabinet	1,095.00
1	MVLF	Lateral File	942.00

**MNT16 4,244.00**

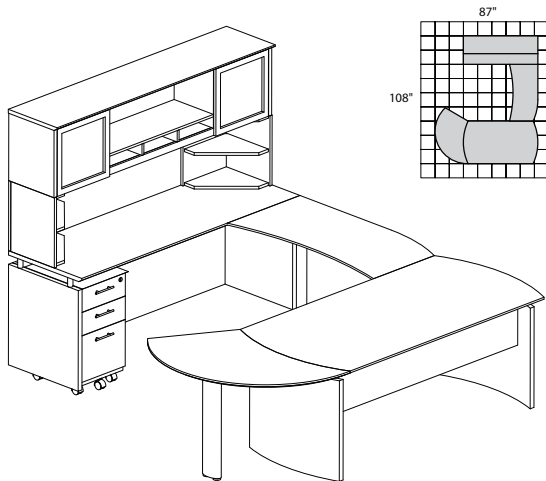


MEDINA SERIES – TYPICAL #29

Consists of:

QTY.	MODEL NO.	DESCRIPTION	LIST PRICE EACH
1	MND63	63" W Desk	715.00
1	MNEXTL	Curved Desk Extension	457.00
1	ACD	Center Drawer	191.00
1	MNBDGR	Bridge Right-Hand	377.00
1	MNCNZ63	63" W Credenza	440.00
1	MNH63	63" W Hutch	750.00
1	MNBBF	Box/Box/File Pedestal	496.00
2	MNPO	Corner Supports	123.00

**MNT29 3,672.00**

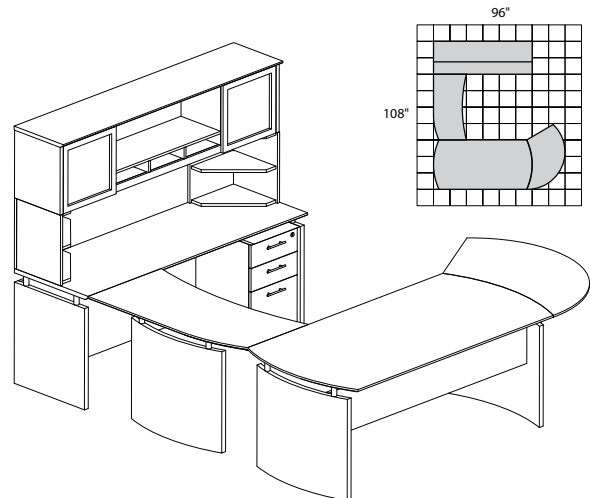


MEDINA SERIES – TYPICAL #30

Consists of:

QTY.	MODEL NO.	DESCRIPTION	LIST PRICE EACH
1	MND63	63" W Desk	715.00
1	MNEXTR	Curved Desk Extension	457.00
1	ACD	Center Drawer	191.00
1	MNBDGL	Bridge Left-Hand	377.00
1	MNCNZ63	63" W Credenza	440.00
1	MNH63	63" W Hutch	750.00
1	MNBBF	Box/Box/File Pedestal	496.00
2	MNPO	Corner Supports	123.00

**MNT30 3,672.00**



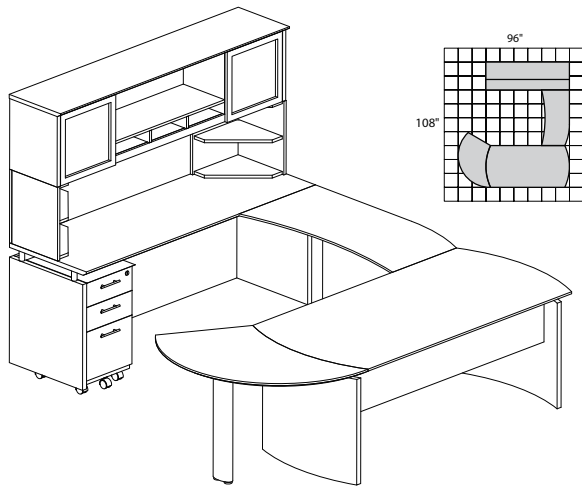
MEDINA SERIES – TYPICAL #31

Consists of:

QTY.	MODEL NO.	DESCRIPTION	LIST PRICE EACH
1	MND72	72" W Desk	754.00
1	MNEXTL	Curved Desk Extension	457.00
1	ACD	Center Drawer	191.00
1	MNBDGR	Bridge Right-Hand	377.00
1	MNCNZ72	72" W Credenza	490.00
1	MNH72	72" W Hutch	873.00
1	MNBBF	Box/Box/File Pedestal	496.00
2	MNPO	Corner Supports	123.00

**MNT31 3,884.00**

• Order complete suites using "MNT\_" models.

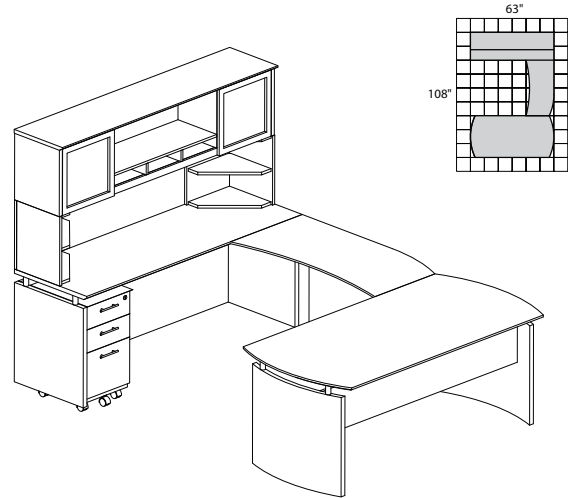


**MEDINA SERIES – TYPICAL #32**

Consists of:

QTY.	MODEL NO.	DESCRIPTION	LIST PRICE EACH
1	MND72	72"W Desk	754.00
1	MNEXTR	Curved Desk Extension	457.00
1	ACD	Center Drawer	191.00
1	MNBDGL	Bridge Left-Hand	377.00
1	MNCNZ72	72"W Credenza	490.00
1	MNH72	72"W Hutch	873.00
1	MNBBF	Box/Box/File Pedestal	496.00
2	MNPO	Corner Supports	123.00

**MNT32 3,884.00**

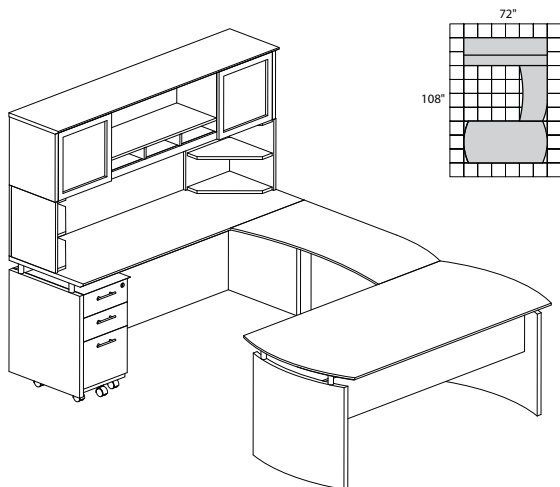


**MEDINA SERIES – TYPICAL #33**

Consists of:

QTY.	MODEL NO.	DESCRIPTION	LIST PRICE EACH
1	MND63	63"W Desk	715.00
1	ACD	Center Drawer	191.00
1	MNBDGL	Bridge Left-Hand	377.00
1	MNCNZ63	63"W Credenza	440.00
1	MNH63	63"W Hutch	750.00
1	MNBBF	Box/Box/File Pedestal	496.00
2	MNPO	Corner Supports	123.00

**MNT33 3,216.00**

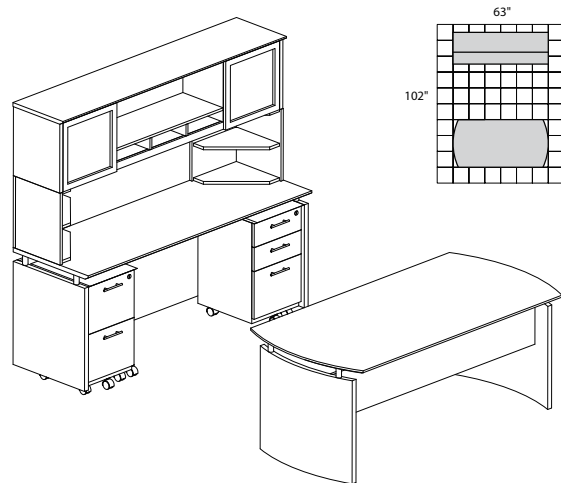


**MEDINA SERIES – TYPICAL #35**

Consists of:

QTY.	MODEL NO.	DESCRIPTION	LIST PRICE EACH
1	MND72	72"W Desk	754.00
1	ACD	Center Drawer	191.00
1	MNBDGL	Bridge Left-Hand	377.00
1	MNCNZ72	72"W Credenza	490.00
1	MNH72	72"W Hutch	873.00
1	MNBBF	Box/Box/File Pedestal	496.00
2	MNPO	Corner Supports	123.00

**MNT35 3,428.00**



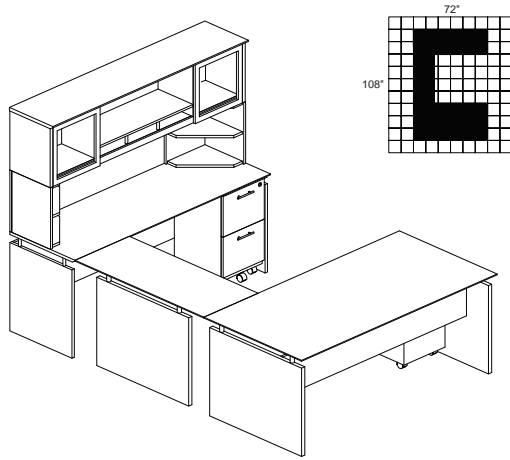
**MEDINA SERIES – TYPICAL #37**

Consists of:

QTY.	MODEL NO.	DESCRIPTION	LIST PRICE EACH
1	MND63	63"W Desk	715.00
1	ACD	Center Drawer	191.00
1	MNCNZ63	63"W Credenza	440.00
1	MNH63	63"W Hutch	750.00
1	MNBBF	Box/Box/File	496.00
1	MNFF	File/File Pedestal	457.00
2	MNPO	Corner Supports	123.00

**MNT37 3,295.00**

• Order complete suites using "MNT\_" models.

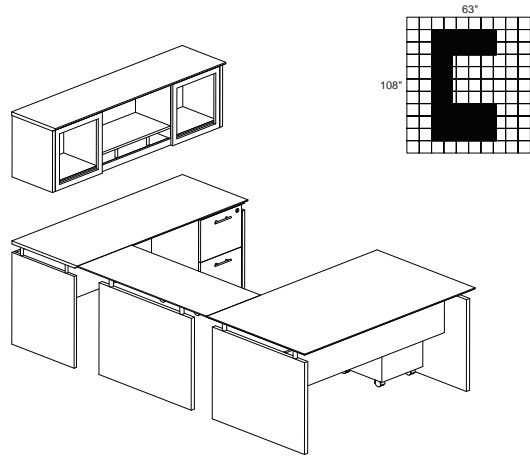


MEDINA SERIES – TYPICAL #39

Consists of:

QTY.	MODEL NO.	DESCRIPTION	LIST PRICE EACH
1	MNDS72	72" W Straight Desk	754.00
1	MNBDG	48" Universal Bridge	377.00
1	MNCNZ72	72" Credenza	490.00
1	MNBBF	Box/Box/File Pedestal	496.00
1	MNFF	File/File Pedestal	457.00
1	MNH72	72" W Hutch	873.00
1	ACD	Center Drawer	191.00
2	MNPO	Corner Supports	123.00

**MNT39 3,884.00**

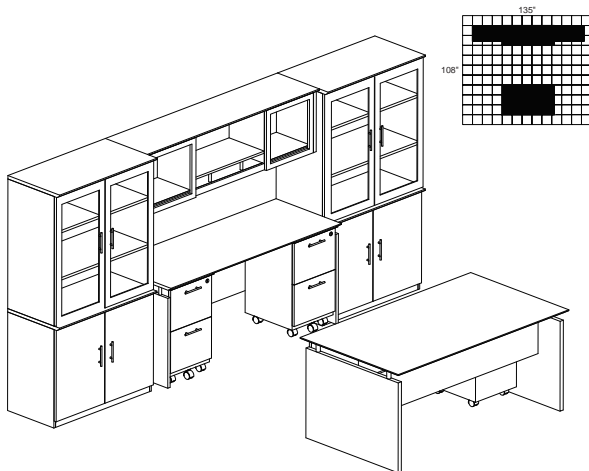


MEDINA SERIES – TYPICAL #41

Consists of:

QTY.	MODEL NO.	DESCRIPTION	LIST PRICE EACH
1	MNDS63	63" W Straight Desk	715.00
1	MNBDG	48" Universal Bridge	377.00
1	MNCNZ63	63" Credenza	440.00
1	MNBBF	Box/Box/File Pedestal	496.00
1	MNFF	File/File Pedestal	457.00
1	MNH63	63" W Hutch	750.00
1	ACD	Center Drawer	191.00

**MNT41 3,425.00**

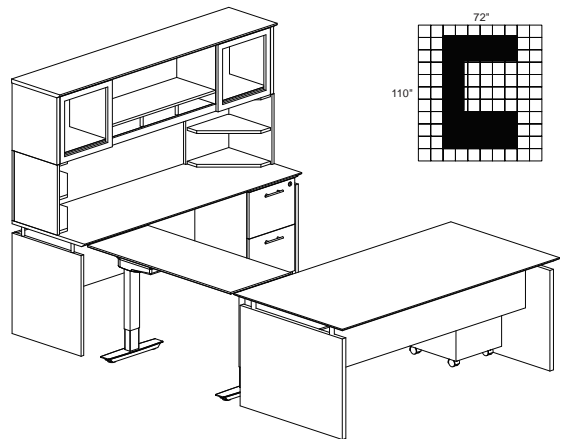


MEDINA SERIES – TYPICAL #42

Consists of:

QTY.	MODEL NO.	DESCRIPTION	LIST PRICE EACH
1	MNDS63	63" W Straight Desk	715.00
1	MNCNZ63	63" Credenza	440.00
2	MNBBF	Box/Box/File Pedestal	496.00
2	MNFF	File/File Pedestal	457.00
1	MNH63	63" W Hutch	750.00
2	MSC	Storage Cabinet	780.00
2	MGDC	Glass Door Cabinet	1,009.00
1	ACD	Center Drawer	191.00

**MNT42 7,580.00**



MEDINA SERIES – TYPICAL #43

Consists of:

QTY.	MODEL NO.	DESCRIPTION	LIST PRICE EACH
1	MNDS72	72" W Straight Desk	754.00
1	MNBDGH2	48" Universal 2-Stage Height-Adjustable Bridge	1,279.00
1	MNCNZ72	72" Credenza	490.00
1	MNBBF	Box/Box/File Pedestal	496.00
1	MNFF	File/File Pedestal	457.00
1	MNH72	72" W Hutch	873.00
1	ACD	Center Drawer	191.00
2	MNPO	Corner Supports	123.00

**MNT43H2 4,718.00**

Office Suites

Seating

Tables

Desks

Meeting Essentials

Personal Organization

Ergonomics

High Density Storage

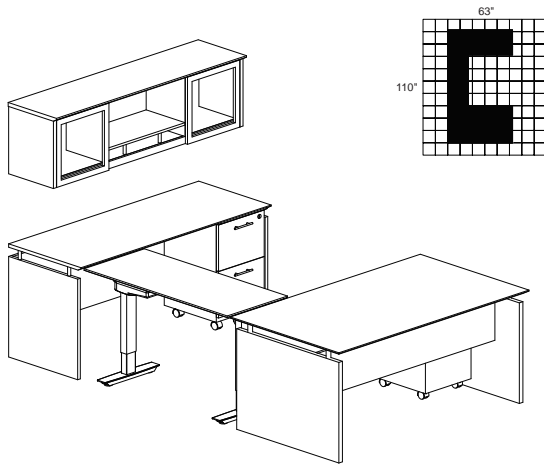
Storage & Filing

Facilities

Technology Furniture

Art & Engineering

• Order complete suites using "MNT\_" models.

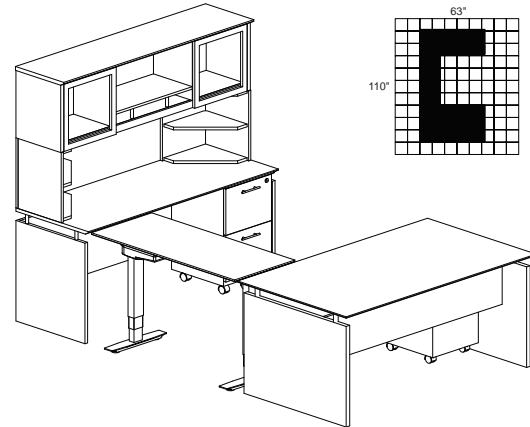


### MEDINA SERIES – TYPICAL #45

Consists of:

QTY.	MODEL NO.	DESCRIPTION	LIST PRICE EACH
1	MNDS63	63" W Straight Desk	715.00
1	MNBDGH2	48" Universal 2-Stage Height-Adjustable Bridge	1,279.00
1	MNCNZ63	63" Credenza	440.00
1	MNBBF	Box/Box/File Pedestal	496.00
1	MNFF	File/File Pedestal	457.00
1	MNH63	63" W Hutch	750.00
1	ACD	Center Drawer	191.00

**MNT45H2 4,268.00**

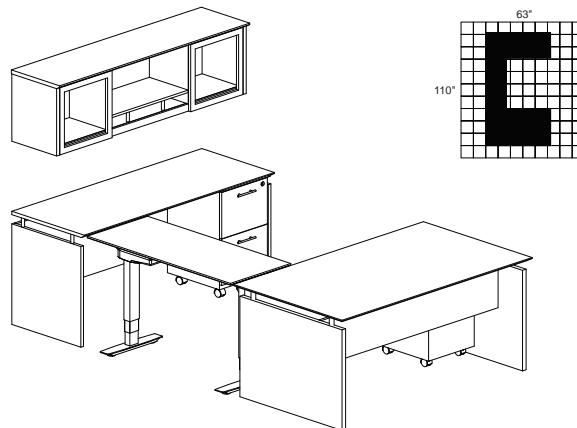


### MEDINA SERIES – TYPICAL #47

Consists of:

QTY.	MODEL NO.	DESCRIPTION	LIST PRICE EACH
1	MNDS63	63" W Straight Desk	715.00
1	MNBDGH3	48" Universal 3-Stage Height-Adjustable Bridge	1,384.00
1	MNCNZ63	63" Credenza	440.00
1	MNBBF	Box/Box/File Pedestal	496.00
1	MNFF	File/File Pedestal	457.00
1	MNH63	63" W Hutch	750.00
1	ACD	Center Drawer	191.00
2	MNPO	Corner Supports	123.00

**MNT47H3 4,615.00**



### MEDINA SERIES – TYPICAL #48

Consists of:

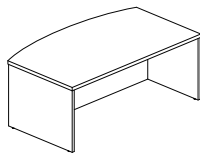
QTY.	MODEL NO.	DESCRIPTION	LIST PRICE EACH
1	MNDS63	63" W Straight Desk	715.00
1	MNBDGH3	48" Universal 3-Stage Height-Adjustable Bridge	1,384.00
1	MNCNZ63	63" Credenza	440.00
1	MNBBF	Box/Box/File Pedestal	496.00
1	MNFF	File/File Pedestal	457.00
1	MNH63	63" W Hutch	750.00
1	ACD	Center Drawer	191.00

**MNT48H3 4,373.00**

Surface: Mira is available in a Medium Cherry finish on Cherry veneer-MC or an Espresso finish on Walnut veneer-ESP.

- Modular and non-handed construction for flexibility and versatility
- Full Peds available in both B/B/F and F/F. Available in 22" and 28" depths
- Full extension ball bearing suspension provides quiet drawer operation
- Central locking on all drawers with random or key alike options
- Veneers are book matched and highlight the natural beauty of the Cherry grain
- All floor supported units have adjustable glides for leveling on uneven floors
- Desk, Credenza, Return and Conference Tops are 1½" thick with flat, hardwood edge
- All models in all finishes are available Quick Ship
- Recommended under-cabinet LED Task Light is model EZDP. Other LED Task/Desk lighting is available in the Ergonomics section page 276

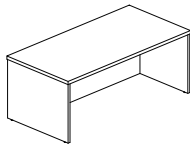
**BOW FRONT DESK**



- Features bow front surface
- Full-height modesty panels

Model No.	Description	Dimensions	Weight	List Price
<b>MDK3066</b>	66" Bow Front Desk	66"W x 36"D x 29¾"H	139	1,423.00
<b>MDK3672</b>	72" Bow Front Desk	72"W x 42"D x 29¾"H	188	1,590.00

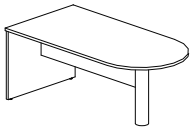
**STRAIGHT FRONT DESK**



- Features straight front surface
- Full-height modesty panels

Model No.	Description	Dimensions	Weight	List Price
<b>MDK53066</b>	66" Straight Front Desk	66"W x 30"D x 29¾"H	139	1,406.00
<b>MDK53672</b>	72" Straight Front Desk	72"W x 36"D x 29¾"H	188	1,574.00

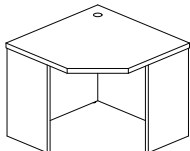
**PENINSULA DESK**



- Modesty panel is 14½"H

Model No.	Description	Dimensions	Weight	List Price
<b>MPT3672</b>	Return / Bridge Supported	72"W x 36"D x 29¾"H	133	1,190.00

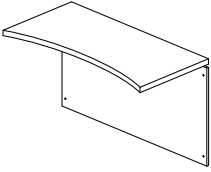
**CORNER TABLE**



- Full height modesty panel
- Grommet in top surface, standard
- One grommet loated in each leg

Model No.	Description	Dimensions	Weight	List Price
<b>MCU243636</b>	Corner Table	36"W x 24"D x 29¾"H	131	796.00

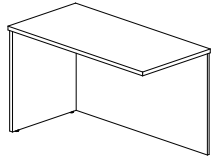
## BRIDGE



- Universal mounting to right or left side of Desk
- Not free standing. Requires connection to Desk and Credenza
- Includes full-height modesty panel

Model No.	Description	Dimensions	Weight	List Price
<b>MBR2448</b>	Bridge (Non-Handed)	48" W x 24" D x 29 7/8" H	62	509.00

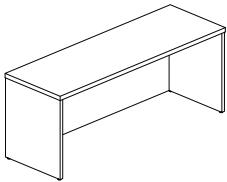
## RETURN



- Features end panel with flat edge
- Includes full-height modesty panel

Model No.	Description	Dimensions	Weight	List Price
<b>MRT2448</b>	Return (Non-Handed)	48" W x 24" D x 29 7/8" H	78	650.00

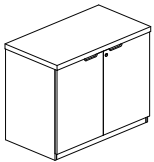
## CREDENZA



- Full-height modesty panel
- Flat edge matching Desk detailing

Model No.	Description	Dimensions	Weight	List Price
<b>MCR2466</b>	66" Credenza	66" W x 24" D x 29 7/8" H	115	976.00
<b>MCR2472</b>	72" Credenza	72" W x 24" D x 29 7/8" H	122	997.00

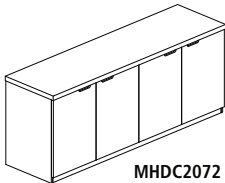
## HINGED DOOR CREDENZA



**MHDC3620**

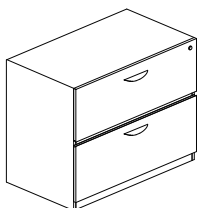
- Interior finished to match exterior veneer
- Gang-lock (MHDC3620 only) features removable core enabling keyed alike suites
- One adjustable shelf

Model No.	Description	Dimensions	Weight	List Price
<b>MHDC3620</b>	36" Hinged Door Credenza	36" W x 20" D x 29 7/8" H	100	1,250.00
<b>MHDC2072</b>	72" Hinged Door Credenza	72" W x 20" D x 29 7/8" H	192	2,146.00



**MHDC2072**

## LATERAL FILE – 2 DRAWER



**MLFU23624**


- Unfinished top. Must be installed under Credenza
- Gang-lock features removable core enabling keyed alike suites
- Drawers operate smoothly using full-extension ball-bearing suspensions
- Includes counter-weight for stability when in use
- Accommodates letter- and legal-size hanging file folders

Model No.	Description	Dimensions	Weight	List Price
<b>MLFU23624</b>	Lateral File, Unfinished Top	34 7/8" W x 22" D x 27 3/4" H	113	1,425.00
<b>MLFUT23624</b>	Optional Top		24	304.00



These products are subject to California Proposition 65. Please visit the product detail page on our website for specific information.


**FREESTANDING LATERAL FILE – 2 DRAWER**



- Gang-lock features removable core enabling keyed alike suites
- Drawers operate smoothly using full-extension ball-bearing suspensions
- Accommodates letter- and legal-size hanging file folders
- Includes counter-weight for stability when in use
- Supports wardrobe unit

Model No.	Description	Dimensions	Weight	List Price
MLF23624	Lateral File, Finished Top	34 $\frac{7}{8}$ "W x 24" D x 29 $\frac{3}{8}$ " H	131	1,529.00


**PEDESTAL FILES FOR CREENZA / RETURN AND 30" D DESKS**



MPFF22


- Drawer interiors are finished to match exterior veneer
- Drawers operate smoothly using full-extension ball-bearing suspensions. Gang-lock features removable core
- Choice of two styles featuring two file drawers or two box drawers and one file drawer
- File drawers accommodate letter- or legal-size hanging file folders

Model No.	Description	Dimensions	Weight	List Price
MPFF22	File/File Pedestal for Credenza/Return	15" W x 22" D x 27 $\frac{3}{4}$ " H	75	765.00
MPBBF22	Box/Box/File Pedestal for Credenza/Return	15" W x 22" D x 27 $\frac{3}{4}$ " H	78	765.00



MPBBF22

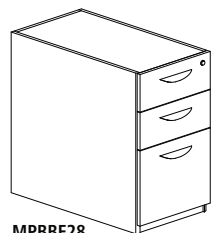
**PEDESTAL FILES FOR DESK – 36"**



MPFF28

- Drawer interiors are finished to match exterior veneer
- Drawers operate smoothly using full-extension ball-bearing suspensions. Gang-lock features removable core
- Choice of two styles featuring two file drawers or two box drawers and one file drawer
- File drawers accommodate letter- or legal-size hanging file folders
- Designed for use under 36" Desk

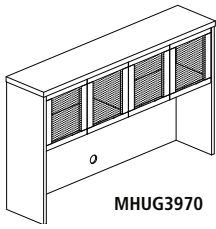
Model No.	Description	Dimensions	Weight	List Price
MPFF28	File/File Pedestal for 36" Desk	15" W x 28" D x 27 $\frac{3}{4}$ " H	89	869.00
MPBBF28	Box/Box/File Pedestal for 36" Desk	15" W x 28" D x 27 $\frac{3}{4}$ " H	95	869.00



MPBBF28



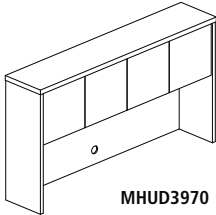
## HUTCHES



- Features four cabinet styled doors with self-closing hinges
- 20½" clearance between work surfaces and storage bin
- Fully assembled except for doors

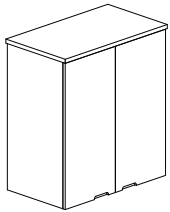
- Back panel features lower and upper cable grommets
- Optional wood doors available

Model No.	Description	Dimensions	Weight	List Price
<b>MHUG3970</b>	70"W Hutch with Frosted Glass Doors	70"W x 14"D x 39"H	142	1,644.00
<b>MHUD3970</b>	70"W Hutch with Wood Doors	70"W x 14"D x 39"H	142	1,612.00



NOTE: Recommended under-cabinet LED Task Light is model EZDP.  
Other LED Task/Desk lighting is available in the Ergonomics section page 288-289.

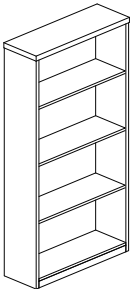
## WARDROBE UNIT



- Mounts on top of Mira Freestanding Lateral File
- Two adjustable shelves and hanging rod

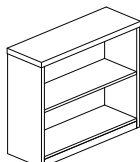
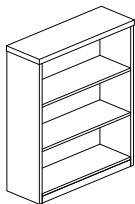
Model No.	Description	Dimensions	Weight	List Price
<b>MWWD3624</b>	Wardrobe	34¾"W x 24"D x 38"H	168	1,749.00

## BOOKCASES

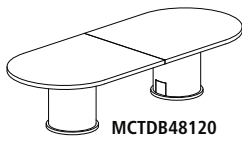


- Open shelves for convenient storage
- Choice of two, three or four shelf units
- Adjustable shelves
- All adjustable shelves are 1" thick
- 75 lb. capacity per shelf
- Center shelf is fixed on 68" Shelf Bookcase

Model No.	Description	Dimensions	Weight	List Price
<b>MBC3629</b>	29"H Bookcase	34¾"W x 12"D x 29"H	60	660.00
<b>MBC3642</b>	42"H Bookcase	34¾"W x 12"D x 42"H	78	875.00
<b>MBC3668</b>	68"H Bookcase (1 fixed)	34¾"W x 12"D x 68"H	109	1,234.00



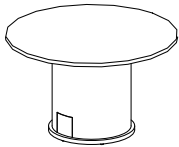
CONFERENCE TABLES



MCTDB48120

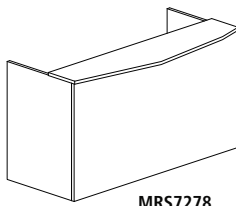
- Conference tables are available in two sizes
- Tops and bases shipped separately

Model No.	Description	Dimensions	Weight	List Price
MCTDB3672	6' Racetrack Conference Table	72"W x 36"D x 29"H	155	1,771.00
MCTDB4896	8' Racetrack Conference Table	96"W x 48"D x 29"H	305	2,672.00
MRTDB42	Round Conference Table	42" Round x 29"H	117	1,355.00



MRTDB48

RECEPTION STATION



MRS7278

Surfaces: Medium Cherry finish on Cherry veneer, or Espresso finish on Walnut veneer

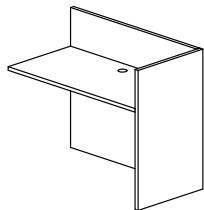
- All Mira Reception Stations (except MRS7278) include a center drawer
- Non-handed returns
- Configured as either a freestanding double-pedestal Desk station, or complete with non-handed return
- Optional glass counter top is available

Model No.	Description	Dimensions	Weight	List Price
MRS7278	Reception Station (no pedestals)	72"W x 36"D x 43½"H	360	3,507.00
MRSBB	Reception Station with 2 - Box/Box/File Pedestals	72"W x 36"D x 43½"H	559	5,436.00
MRSBF	Reception Station with Box/Box/File, File/File Pedestals	72"W x 36"D x 43½"H	557	5,436.00
MRSRBB	Reception Station with Return, 2 - Box/Box/File Pedestals	72"W x 36"D x 43½"H Desk 48"W x 24"D x 42"H Return	687	6,504.00
MRSRBF	Reception Station with Return, Box/Box/File, File/File	72"W x 36"D x 43½"H Desk 48"W x 24"D x 42"H Return	684	6,504.00
MRSTGLASS	Optional Frosted Glass Counter Top	72"W x 18"D x ½"H	60	593.00



MRSTGLASS

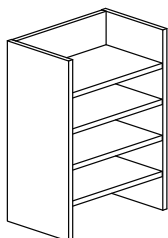
RECEPTION STATION RETURN



- Available in Medium Cherry finish on Cherry Veneer, or Espresso finish on Walnut veneer

Model No.	Description	Dimensions	Weight	List Price
MRRT2448	Return (Non-Handed)	48"W x 24"D x 42"H	145	1,173.00

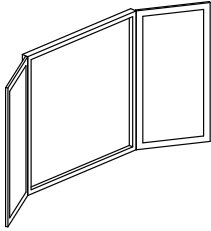
LETTER TRAY



- Optional Hutch Letter Trays are sized to fit into space between doors and work surface

Model No.	Description	Dimensions	Weight	List Price
MLT	Letter Tray	17"W x 10"D x 22"H	25	377.00

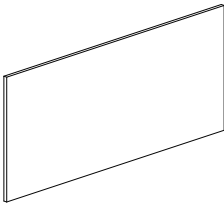
**PRESENTATION BOARD**



- Tackable fabric surface on interior side of doors. Eraser and markers not included

Model No.	Description	Dimensions	Weight	List Price
<b>CTMB</b>	Presentation Board	48"W x 3"D x 48"H	82	1,605.00

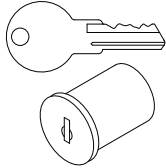
**FABRIC TACK BOARD**



- Stocked in MIR1454 Birch fabric

Model No.	Description	Dimensions	Weight	List Price
<b>FTB36</b>	Tack Board	36"W x 21½"H	6	417.00
<b>FTB48</b>	Tack Board	48"W x 21½"H	8	506.00
<b>FTB68</b>	Tack Board	68"W x 21½"H	12	561.00

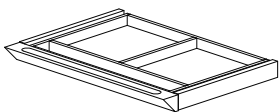
**REPLACEMENT LOCK CORES**



- Allows pedestals and laterals to be keyed uniquely for up to fifteen different workstations
- Master key available
- Must purchase a core removal tool to change locks cores

Model No.	Description	Weight	List Price
<b>REALCC0311 through REALCC0325</b>	Replacement Core with Keys, Silver	1	24.00
<b>REALCRK</b>	Core Removal Tool	1	24.00
<b>REALCMK</b>	Master Key	1	24.00

**CENTER DRAWER**

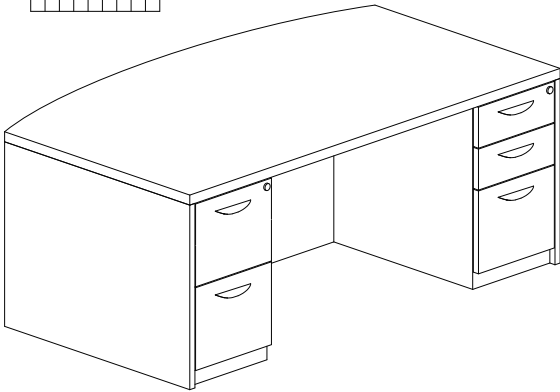
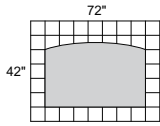


- Can be used under any work surface (except APT7236 Peninsula Desk)
- Solid wood frame construction
- Drawer operates smoothly on full-extension ball bearing suspension
- Available in Graphite with Black drawer front only

Model No.	Description	Dimensions	Weight	List Price
<b>ACD</b>	Center Drawer	25"W x 18"D x 2"H	32	191.00



• Order complete suites using model # shown

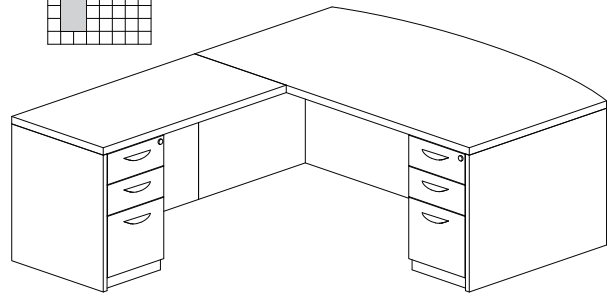
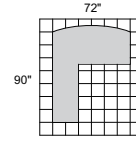


MIRA SERIES TYPICAL #3

Consists of:

QTY.	MODEL NO.	DESCRIPTION	LIST PRICE EACH
1	MDK3672	Desk Shell	1,590.00
1	MPBBF28	Box/Box/File Pedestal	869.00
1	MPFF28	File/File Pedestal	869.00

**MDDPK3672 3,328.00**

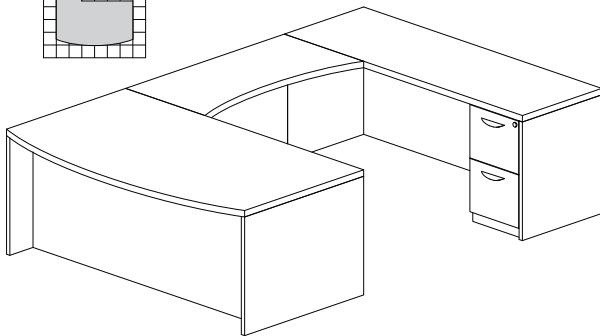
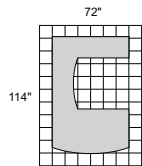


MIRA SERIES TYPICAL #6

Consists of:

QTY.	MODEL NO.	DESCRIPTION	LIST PRICE EACH
1	MDK3672	Desk Shell	1,590.00
1	MRT2448	Return	650.00
1	MPBBF28	Box/Box/File Pedestal	869.00
1	MPBBF22	Box/Box/File Pedestal	765.00

**MELB5 3,874.00**

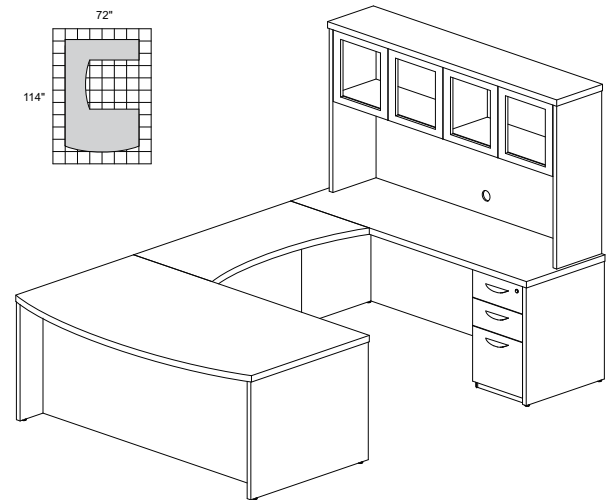
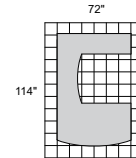


MIRA SERIES TYPICAL #7

Consists of:

QTY.	MODEL NO.	DESCRIPTION	LIST PRICE EACH
1	MDK3672	Desk Shell	1,590.00
1	MCR2472	Credenza Shell	997.00
1	MBR2448	Bridge	509.00
1	MPBBF28	Box/Box/File Pedestal	869.00
1	MPFF22	File/File Pedestal	765.00

**MEU3 4,729.00**



MIRA SERIES TYPICAL #10

Consists of:

QTY.	MODEL NO.	DESCRIPTION	LIST PRICE EACH
1	MDK3672	Desk Shell	1,590.00
1	MCR2472	Credenza Shell	997.00
1	MHUG3970	Hutch	1,644.00
1	MBR2448	Bridge	509.00
1	MPBBF28	Box/Box/File Pedestal	869.00
1	MPBBF22	Box/Box/File Pedestal	765.00

**MEUB1 6,373.00**

Office Suites

Seating

Tables

Desks

Meeting Essentials

Personal Organization

Ergonomics

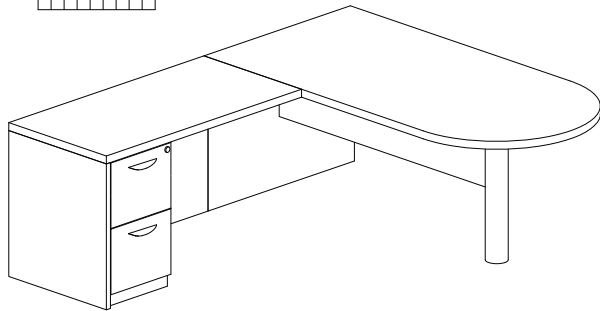
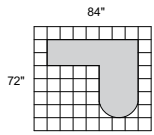
High Density Storage

Storage & Filing

Facilities

Technology Furniture

Art & Engineering

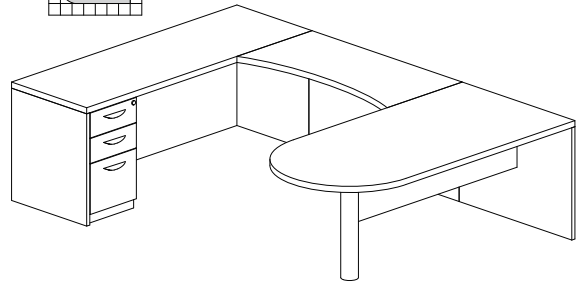
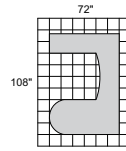


### MIRA SERIES TYPICAL #11

Consists of:

QTY.	MODEL NO.	DESCRIPTION	LIST PRICE EACH
1	MPT3672	Peninsula Table	1,190.00
1	MRT2448	Return	650.00
1	MPFF22	File/File Pedestal	765.00

**MEL6 2,605.00**

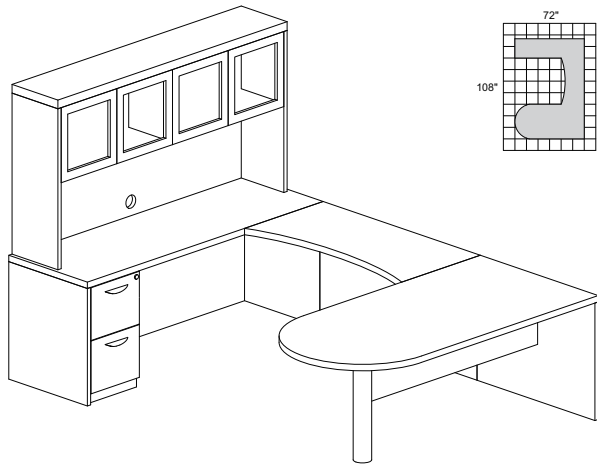
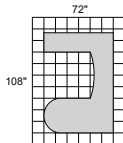


### MIRA SERIES TYPICAL #14

Consists of:

QTY.	MODEL NO.	DESCRIPTION	LIST PRICE EACH
1	MPT3672	Peninsula Table	1,190.00
1	MCR2472	Credenza Shell	997.00
1	MBR2448	Bridge	509.00
1	MPBBF22	Box/Box/File Pedestal	765.00

**MEUB4 3,461.00**

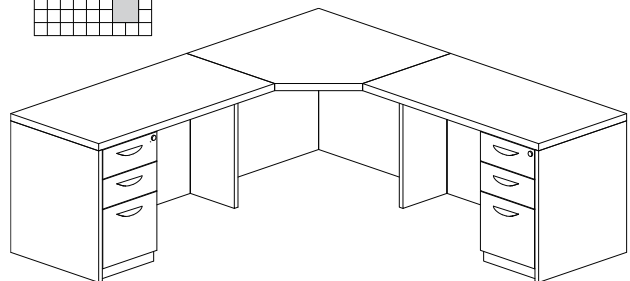
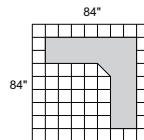


### MIRA SERIES TYPICAL #15

Consists of:

QTY.	MODEL NO.	DESCRIPTION	LIST PRICE EACH
1	MPT3672	Peninsula Table	1,190.00
1	MCR2472	Credenza Shell	997.00
1	MHUG3970	Hutch	1,644.00
1	MBR2448	Bridge	509.00
1	MPFF22	File/File Pedestal	765.00

**MEU2 5,104.00**



### MIRA SERIES TYPICAL #32

Consists of:

QTY.	MODEL NO.	DESCRIPTION	LIST PRICE EACH
1	MCU243636	Corner Table	796.00
2	MRT2448	Return	650.00
2	MPBBF22	Box/Box/File Pedestal	765.00

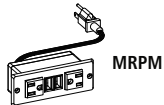
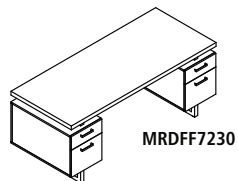
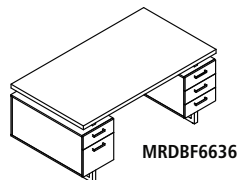
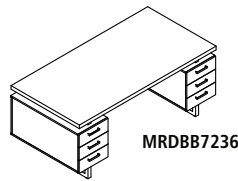
**MCUB6 3,626.00**

- The Mirella™ laminate Desking series has a contemporary design with finishes and accents that provide a residential look
- Desks and Credenzas feature a floating 1½" thick work surface on top of Black or Silver Standoffs (color based on laminate option)
  - Desks and Credenzas feature decorative corner accents and double pedestal design
  - Pedestal has option of integrated power module with 2 USB ports in top drawer, power module sold separately
  - Pedestal comes keyed alike; for additional keying options contact Safco® Customer Care
  - Available in Southern Tobacco-STO, Sand Dune-SDD and White Ash-WAH laminate or White Ash with Stone Gray-SGY (work surface) laminate
  - Brushed Silver legs and accents for White Ash and Stone Gray options; Black powder coat legs and accents for Southern Tobacco and Sand Dune

**FREESTANDING DESKS**



- Double pedestal design with the choice of Box/Box/Box or Box/File style
- Includes laminate modesty panel for privacy
- Includes center drawer under desktop surface

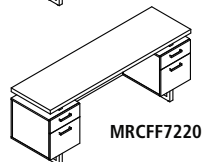
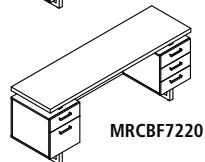
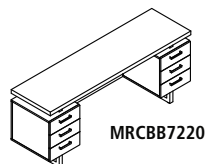


Model No.	Description	Dimensions	Weight	List Price
MRDBB7236	Double Pedestal Desk, BBB/BBB	72"W x 36"D x 29½"H	-	1,988.00
MRDBF7236	Double Pedestal Desk, BBB/BF	72"W x 36"D x 29½"H	-	1,964.00
MRDFF7236	Double Pedestal Desk, BF/BF	72"W x 36"D x 29½"H	-	1,940.00
MRDBB6636	Double Pedestal Desk, BBB/BBB	66"W x 36"D x 29½"H	-	1,971.00
MRDBF6636	Double Pedestal Desk, BBB/BF	66"W x 36"D x 29½"H	-	1,947.00
MRDFF6636	Double Pedestal Desk, BF/BF	66"W x 36"D x 29½"H	-	1,923.00
MRDBB7230	Double Pedestal Desk, BBB/BBB	72"W x 30"D x 29½"H	-	1,927.00
MRDBF7230	Double Pedestal Desk, BBB/BF	72"W x 30"D x 29½"H	-	1,883.00
MRDFF7230	Double Pedestal Desk, BF/BF	72"W x 30"D x 29½"H	-	1,839.00
MRDBB6630	Double Pedestal Desk, BBB/BBB	66"W x 30"D x 29½"H	-	1,903.00
MRDBF6630	Double Pedestal Desk, BBB/BF	66"W x 30"D x 29½"H	-	1,859.00
MRDFF6630	Double Pedestal Desk, BF/BF	66"W x 30"D x 29½"H	-	1,815.00
MRPM	Power Module with 2 Power and 2 USB Outlets, Black		-	106.00

**FREESTANDING CREDENZAS**



- Highly configurable with multiple pedestal options available
- Includes modesty panel

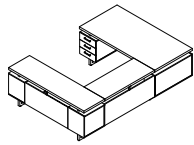


Model No.	Description	Dimensions	Weight	List Price
MRCBB7220	Double Pedestal Credenza, BBB/BBB	72"W x 20"D x 29½"H	-	1,423.00
MRCBF7220	Double Pedestal Credenza, BBB/BF	72"W x 20"D x 29½"H	-	1,360.00
MRCFF7220	Double Pedestal Credenza, BF/BF	72"W x 20"D x 29½"H	-	1,297.00
MRCBB6620	Double Pedestal Credenza, BBB/BBB	66"W x 20"D x 29½"H	-	1,417.00
MRCBF6620	Double Pedestal Credenza, BBB/BF	66"W x 20"D x 29½"H	-	1,354.00
MRCFF6620	Double Pedestal Credenza, BF/BF	66"W x 20"D x 29½"H	-	1,291.00

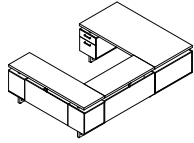
## U-SHAPED CONFIGURATIONS



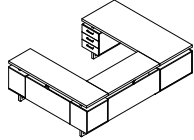
- Use Bridge Configuration to create a 'U' workstation
- Includes center drawer under desktop surface
- Includes modesty panel



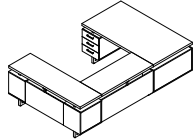
MRUBF7236



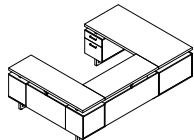
MRUFF7236




MRUBF7230



MRUBF6636



MRUFF6630



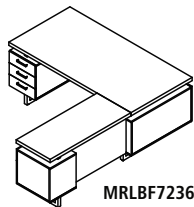
MRPM

Model No.	Description	Dimensions	Weight	List Price
MRUBF7236	Double Pedestal Desk, BBB/BF	72"W x 36"D x 29½"H Desk 48"W x 20"D x 29½"H Bridge 72"W x 20"D x 29½"H Credenza	–	3,136.00
MRUFF7236	Double Pedestal Desk, BF/BF	72"W x 36"D x 29½"H Desk 48"W x 20"D x 29½"H Bridge 72"W x 20"D x 29½"H Credenza	–	3,112.00
MRUBF7230	Double Pedestal Desk, BBB/BF	72"W x 30"D x 29½"H Desk 48"W x 20"D x 29½"H Bridge 72"W x 20"D x 29½"H Credenza	–	3,077.00
MRUFF7230	Double Pedestal Desk, BF/BF	72"W x 30"D x 29½"H Desk 48"W x 20"D x 29½"H Bridge 72"W x 20"D x 29½"H Credenza	–	3,033.00
MRUBF6636	Double Pedestal Desk, BBB/BF	66"W x 36"D x 29½"H Desk 48"W x 20"D x 29½"H Bridge 66"W x 20"D x 29½"H Credenza	–	3,113.00
MRUFF6636	Double Pedestal Desk, BF/BF	66"W x 36"D x 29½"H Desk 48"W x 20"D x 29½"H Bridge 66"W x 20"D x 29½"H Credenza	–	3,089.00
MRUBF6630	Double Pedestal Desk, BBB/BF	66"W x 30"D x 29½"H Desk 48"W x 20"D x 29½"H Bridge 66"W x 20"D x 29½"H Credenza	–	3,077.00
MRUFF6630	Double Pedestal Desk, BF/BF	66"W x 30"D x 29½"H Desk 48"W x 20"D x 29½"H Bridge 66"W x 20"D x 29½"H Credenza	–	3,003.00
MRPM	Power Module with 2 Power and 2 USB Outlets		–	106.00

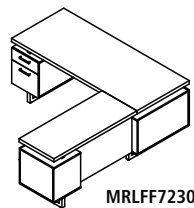
## L-SHAPED CONFIGURATIONS



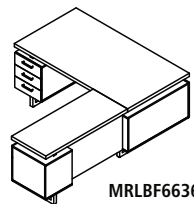
- Use Return Configuration to create a 'L' workstation
- Includes center drawer under desktop surface
- Includes modesty panel
- Includes pedestal with BBB/BF/False design options



MRLBF7236




MRLFF7230



MRLBF6636

Model No.	Description	Dimensions	Weight	List Price
MRLBF7236	Double Pedestal Desk, BBB/BF	72"W x 36"D x 29½"H Desk 48"W x 20"D x 29½"H Return	–	2,493.00
MRLFF7236	Double Pedestal Desk, BF/BF	72"W x 36"D x 29½"H Desk 48"W x 20"D x 29½"H Return	–	2,469.00
MRLBF7230	Double Pedestal Desk, BBB/BF	72"W x 30"D x 29½"H Desk 48"W x 20"D x 29½"H Return	–	2,434.00
MRLFF7230	Double Pedestal Desk, BF/BF	72"W x 30"D x 29½"H Desk 48"W x 20"D x 29½"H Return	–	2,390.00
MRLBF6636	Double Pedestal Desk, BBB/BF	66"W x 36"D x 29½"H Desk 48"W x 20"D x 29½"H Return	–	2,476.00
MRLFF6636	Double Pedestal Desk, BF/BF	66"W x 36"D x 29½"H Desk 48"W x 20"D x 29½"H Return	–	2,452.00
MRLBF6630	Double Pedestal Desk, BBB/BF	66"W x 30"D x 29½"H Desk 48"W x 20"D x 29½"H Return	–	2,410.00
MRLFF6630	Double Pedestal Desk, BF/BF	66"W x 30"D x 29½"H Desk 48"W x 20"D x 29½"H Return	–	2,366.00
MRPM	Power Module with 2 Power and 2 USB Outlets		–	106.00



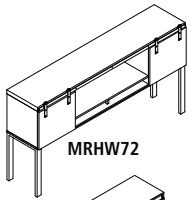
MRPM



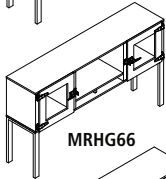
HUTCHES



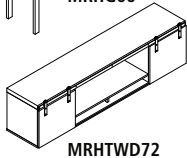
- Hutches come with the choice of smoked or frosted glass doors with decorative hinges and latches or wood doors with sliding barn door hardware
- Available in Southern Tobacco-STO, Sand Dune-SDD and White Ash-WAH laminate or White Ash with Stone Gray-SGY (work surface) laminate
- Frosted glass doors for White Ash-WAH, Smoked glass door for Southern Tobacco-STO and Sand Dune-SDD



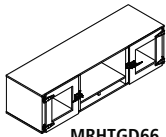
MRHW72



MRHG66



MRHTWD72



MRHTGD66

Model No.	Description	Dimensions	Weight	List Price
-----------	-------------	------------	--------	------------

**Hutch with Supports**

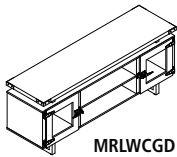
MRHW72	72" Hutch with Sliding Wood Doors	72"W x 15"D x 38"H	-	754.00
MRHW66	66" Hutch with Sliding Wood Doors	66"W x 15"D x 38"H	-	746.00
MRHG72	72" Hutch with Glass Doors	72"W x 20"D x 38"H	-	886.00
MRHG66	66" Hutch with Glass Doors	66"W x 20"D x 38"H	-	881.00

**Wall Mounted Hutches**

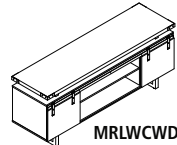
MRHTWD72	72" Hutch with Sliding Wood Doors	72"W x 15"D x 18"H	-	500.00
MRHTWD66	66" Hutch with Sliding Wood Doors	66"W x 15"D x 18"H	-	492.00
MRHTGD72	72" Hutch with Glass Doors	72"W x 20"D x 18"H	-	632.00
MRHTGD66	66" Hutch with Glass Doors	66"W x 20"D x 18"H	-	627.00

NOTE: Recommended under-cabinet LED Task Light is model EZDP.  
Other LED Task/Desk lighting is available in the Ergonomics section page 276.

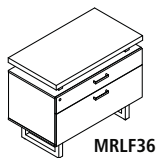
STORAGE OPTIONS



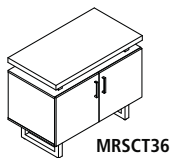
MRLWCGD



MRLWCWD



MRLF36



MRSCT36

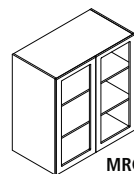
- Low Wall Cabinets feature two cabinets and two open shelves for compartmentalized storage
- Low Wall Cabinets come with the choice of smoked or frosted glass doors with decorative hinges and latches or wood doors with sliding barn door hardware
- Frosted glass doors for White Ash-WAH and Stone Gray-SGY (work surface), Smoked glass door for Southern Tobacco-STO and Sand Dune-SDD
- Lateral File includes one file drawer and one storage drawer
- Storage Cabinet (MRSC36) has one shelf with concealed storage
- Glass Door Display Cabinet (MRGDC) and Wood Door Storage Cabinet (MRWDC) include three storage shelves

Model No.	Description	Dimensions	Weight	List Price
-----------	-------------	------------	--------	------------

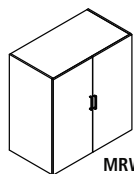
MRLWCGD	Low Wall Cabinet Glass Doors	72"W x 20"D x 29½"H	-	1,349.00
MRLWCWD	Low Wall Cabinet Wood Doors	72"W x 20"D x 29½"H	-	1,349.00
MRLF36	36" Lateral File	36"W x 20"D x 29½"H	-	982.00
MRSCT36	36" Storage Cabinet	36"W x 20"D x 29½"H	-	862.00

**Display Cabinets - Available in White Ash-WAH, Southern Tobacco-STO and Sand Dune-SDD Laminates**

MRGDC	Glass Door Display Cabinet	36"W x 20"D x 38"H	-	793.00
MRWDC	Wood Door Storage Cabinet	36"W x 20"D x 38"H	-	609.00



MRGDC



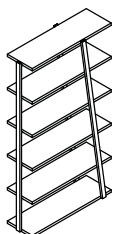
MRWDC

**Bookshelf**

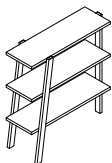


- Three or five shelf bookcase with open back
- Three-legged design
- Available in Southern Tobacco-STO, Sand Dune-SDD and White Ash-WAH laminate

MRBS3	3 Shelf Bookshelf - 3 shelves, no bottom shelf. Product sits on cabinet. All Shelves 1" thick	36"W x 13½"D x 38"H	-	373.00
MRBS5	5 Shelf Bookshelf - all Shelves 1" thick With Levelers on the bottom.	36¾"W x 13½"D x 67½"H	-	623.00



MRBS3



MRBS5

These products are subject to California Proposition 65. Please visit the product detail page on our website for specific information.

Office Suites  
Seating  
Tables  
Desks  
Meeting Essentials  
Personal Organization  
Ergonomics  
High Density Storage  
Storage & Filing  
Facilities  
Technology Furniture  
Art & Engineering



## CONFERENCE ROOM TABLES



MR42R

- Standing- or sitting-height options available
- All Conference tables features a 1 1/8" work surface
- Available in Southern Tobacco-STO, Sand Dune-SDD, Stone Gray-SGY and White Ash-WAH laminate

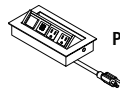
- Brushed Silver legs and accents for White Ash and Stone Gray options; Black powder coat legs and accents for Southern Tobacco and Sand Dune

### Conference - Sitting

- Features a one-tier work surface with no floating top
- 1 cutout and grommet cover included with 8' conference tables
- 2 cutouts and grommet covers included with 10 – 16' conference tables

- Cutout designed to work with the PM33 (PM33 is available in either Silver-SLV or Black-BLK)

Model No.	Description	Dimensions	Weight	List Price
MR48R	Mirella 48" Round Conference Top and Base	48"Diameter x 29 1/2"H	–	383.00
MR42R	Mirella 42" Round Conference Top and Base	42"Diameter x 29 1/2"H	–	265.00
MRCS8	8 ft. Conference Table Sitting	96"W x 47 1/4"D x 29 1/2"H	–	1,431.00
MRS10	10 ft. Conference Table Sitting	120"W x 47 1/4"D x 29 1/2"H	–	2,444.00
MRS12	12 ft. Conference Table - Sitting	144"W x 47 1/4"D x 29 1/2"H	–	2,706.00
MRS14	14 ft. Conference Table - Sitting	168"W x 47 1/4"D x 29 1/2"H	–	3,074.00
MRS16	16 ft. Conference Table - Sitting	192"W x 47 1/4"D x 29 1/2"H	–	3,222.00
PM33	Power Module with 2 Power and 2 USB Outlets (Silver or Black)		–	708.00



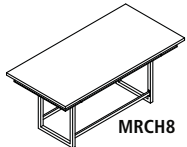
PM33

### Conference - Standing

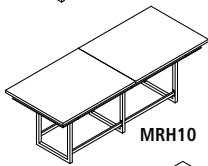


- Two – tier design (3 3/4" between tiers) allows for optional integrated power nested between tiers
- Table with 6 cutouts for power modules (sold separately) use with MRPM3

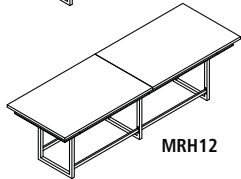
Model No.	Description	Dimensions	Weight	List Price
MRCH8	8 ft. Conference Table Standing	96"W x 47 1/4"D x 42"H	–	1,859.00
MRH10	10 ft. Conference Table Standing	120"W x 47 1/4"D x 42"H	–	3,047.00
MRH12	12 ft. Conference Table - Standing	144"W x 47 1/4"D x 42"H	–	3,455.00
MRH14	14 ft. Conference Table - Standing	168"W x 47 1/4"D x 42"H	–	3,889.00
MRH16	16 ft. Conference Table - Standing	192"W x 47 1/4"D x 42"H	–	4,151.00
MRPM3	Power Module with 2 Power and 2 USB Outlets 1 Daisy Chain,Black		–	294.00
MRWB	Whiteboard	47 3/4"W x 47 3/4"H x 3"D	–	729.00



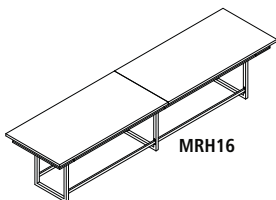
MRCH8



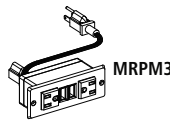
MRH10



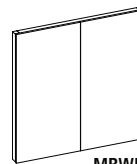
MRH12



MRH16

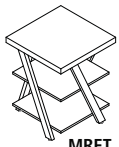


MRPM3

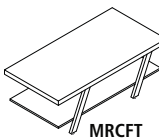


MRWB

## OCCASIONAL TABLES



MRET

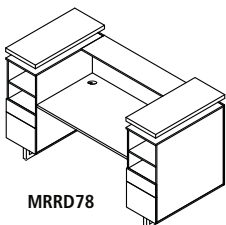


MRCFT

- Contemporary open design with slanted metal legs
- Bottom shelf for storage

Model No.	Description	Dimensions	Weight	List Price
MRET	End Table	20"W x 20"D x 25"H	–	458.00
MRCFT	Coffee Table	48"W x 23 3/4"D x 16"H	–	558.00

## RECEPTION STATIONS



MRRD78

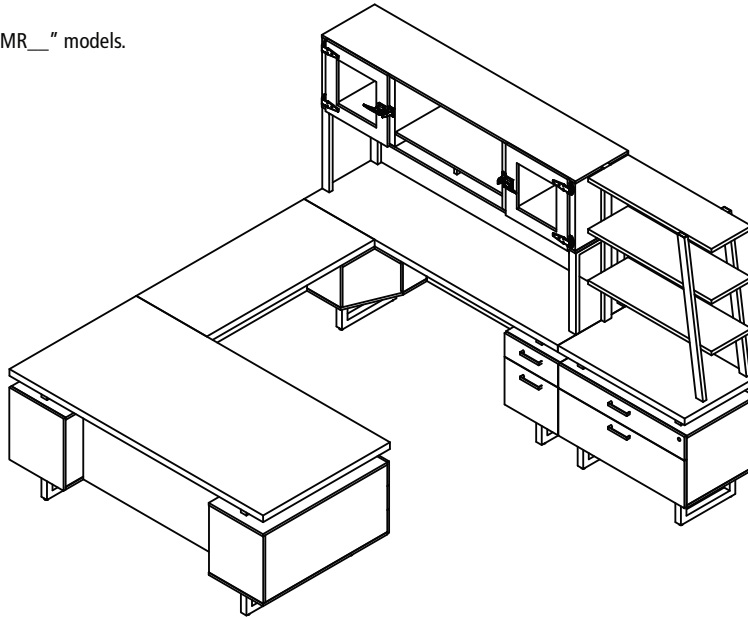
- Floating 1/2" thick tempered glass reception counter
- Frosted tempered glass top for White Ash options; Smoked glass top for Southern Tobacco & Sand Dune
- Available in Southern Tobacco-STO, Sand Dune-SDD and White Ash-WAH laminate

- Features a floating 1 1/8" thick surface
- Has a 2 Shelf/Box/File Pedestals for storage
- Includes center drawer under desktop surface

Model No.	Description	Dimensions	Weight	List Price
MRRD78	Reception Desk with Counter Top Glass	78"W x 36"D x 48"H	–	3,045.00
MRRD90	Reception Desk with Counter Top Glass	90"W x 36"D x 48"H	–	3,336.00



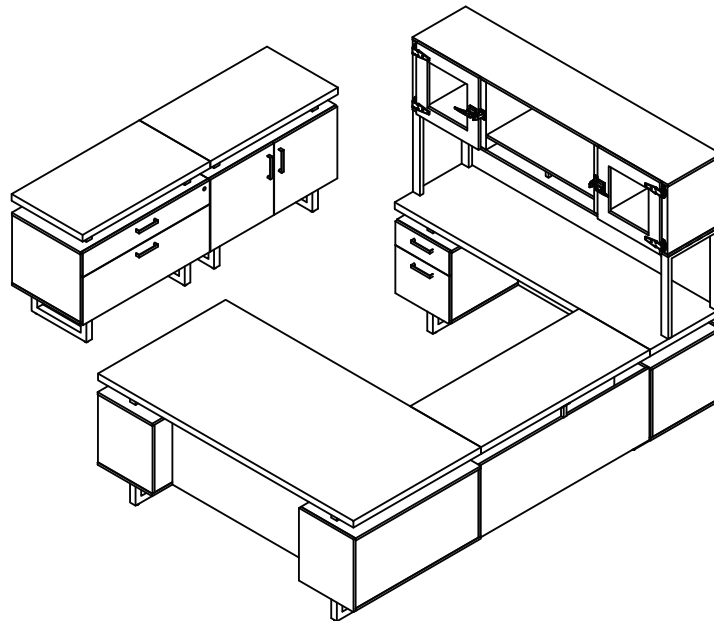
• Order complete suites using "MR\_" models.



**MIRELLA SERIES TYPICAL #1**

Consists of:

QTY.	MODEL NO.	DESCRIPTION	LIST PRICE EACH
1	MRUBF7236	U-Shaped Double Pedestal Desk, BBB/BF 72"W x 36"D x 29½"H Desk 48"W x 20"D x 29½"H Bridge 72"W x 20"D x 29½"H Credenza	3,136.00
1	MRHG72	72"W Hutch with Glass Doors, 72"W x 20"D x 38"H	886.00
1	MRLF36	36"W Lateral File, 36"W x 20"D x 29½"H	982.00
1	MRBS3	3 Shelf Bookshelf, 36"W x 13½"D x 38"H	373.00
<b>MR1</b>			<b>TOTAL: 5,378.00</b>



**MIRELLA SERIES TYPICAL #2**

Consists of:

QTY.	MODEL NO.	DESCRIPTION	LIST PRICE EACH
1	MRUFF7236	U-Shaped Double Pedestal Desk, BF/BF 72"W x 36"D x 29½"H Desk 48"W x 20"D x 29½"H Bridge 72"W x 20"D x 29½"H Credenza	3,112.00
1	MRHG72	72"W Hutch with Glass Doors, 36"W x 20"D x 38"H	886.00
1	MRLF36	36"W Lateral File, 36"W x 20"D x 29½"H	982.00
1	MRSCT36	36"W Storage Cabinet, 36"W x 20"D x 29½"H	862.00
<b>MR2</b>			<b>TOTAL: 5,842.00</b>

• Order complete suites using "MR\_" models.

Office Suites

Seating

Tables

Desks

Meeting Essentials

Personal Organization

Ergonomics

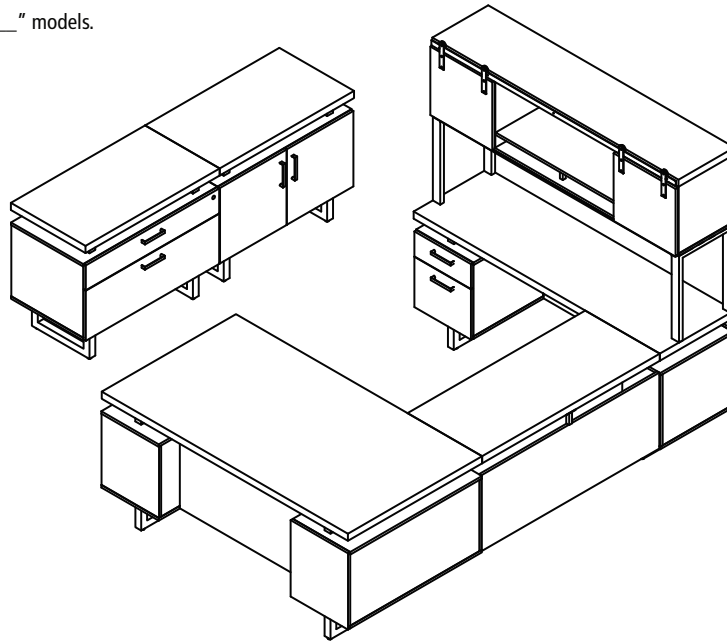
High Density Storage

Storage & Filing

Facilities

Technology Furniture

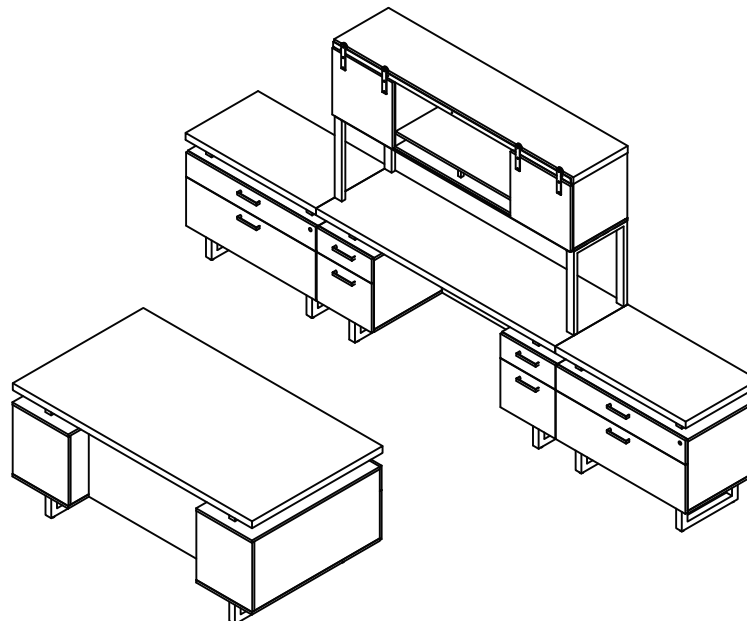
Art & Engineering



### MIRELLA SERIES TYPICAL #3

Consists of:

QTY.	MODEL NO.	DESCRIPTION	LIST PRICE EACH
1	MRUFF6636	U-Shaped Double Pedestal Desk, BF/BF 66"W x 36"D x 29½"H Desk 48"W x 20"D x 29½"H Bridge 66"W x 20"D x 29½"H Credenza	3,089.00
1	MRHW66	Hutch with Wood Doors, 66"W x 15"D x 38"H	746.00
1	MRLF36	36"W Lateral File, 36"W x 20"D x 29½"H	982.00
1	MRSCT36	36"W Storage Cabinet, 36"W x 20"D x 29½"H	862.00
<b>MR3</b>			<b>TOTAL: 5,679.00</b>

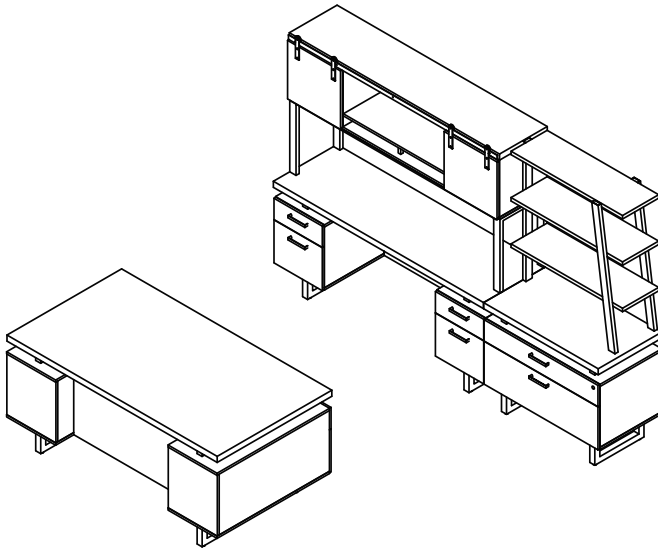


### MIRELLA SERIES TYPICAL #4

Consists of:

QTY.	MODEL NO.	DESCRIPTION	LIST PRICE EACH
1	MRDFF6636	Double Pedestal Desk, BF/BF 66"W x 36"D x 29½"H Desk	1,923.00
1	MRCFF6620	Double Pedestal Credenza, BF/BF 66"W x 20"D x 29½"H	1,291.00
1	MRHW66	Hutch with Wood Doors, 66"W x 15"D x 38"H	746.00
2	MRLF36	36"W Lateral File, 36"W x 20"D x 29½"H	982.00
<b>MR4</b>			<b>TOTAL: 5,924.00</b>

• Order complete suites using "MR\_" models.



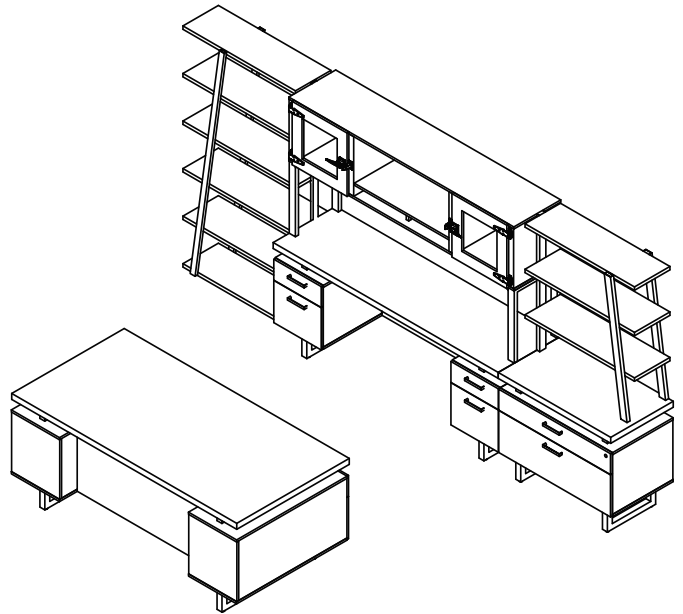
MIRELLA SERIES TYPICAL #5

Consists of:

QTY.	MODEL NO.	DESCRIPTION	LIST PRICE EACH
1	MRDFF6636	Double Pedestal Desk, BF/BF 66"W x 36"D x 29½"H Desk	1,923.00
1	MRCFF6620	Double Pedestal Credenza, BF/BF 66"W x 20"D x 29½"H	1,291.00
1	MRHW66	Hutch with Wood Doors, 66"W x 15"D x 38"H	746.00
1	MRLF36	36"W Lateral File, 36"W x 20"D x 29½"H	982.00
1	MRBS3	3 Shelf Bookshelf, 36"W x 13½"D x 38"H	373.00

MR5

TOTAL: 5,315.00



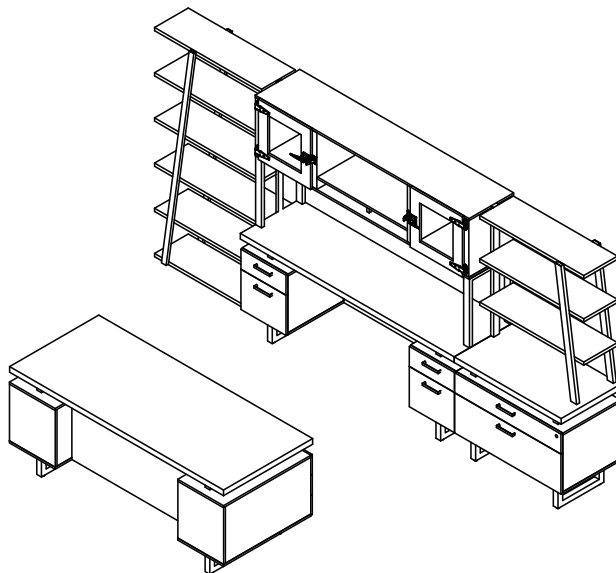
MIRELLA SERIES TYPICAL #6

Consists of:

QTY.	MODEL NO.	DESCRIPTION	LIST PRICE EACH
1	MRDFF7236	Double Pedestal Desk, BF/BF 72"W x 36"D x 29½"H Desk	1,940.00
1	MRCFF7220	Double Pedestal Credenza, BF/BF 72"W x 20"D x 29½"H	1,297.00
1	MRHG72	Hutch with Glass Doors 72"W x 20"D x 38"H	886.00
1	MRLF36	36"W Lateral File, 36"W x 20"D x 29½"H	982.00
1	MRBS3	3 Shelf Bookshelf, 36"W x 13½"D x 38"H	373.00
1	MRBS5	5 Shelf Bookshelf, 36¾"W x 13½"D x 67½"H	623.00

MR6

TOTAL: 6,102.00



MIRELLA SERIES TYPICAL #7

Consists of:

QTY.	MODEL NO.	DESCRIPTION	LIST PRICE EACH
1	MRDBF7230	Double Pedestal Desk, BBB/BF 72"W x 30"D x 29½"H Desk	1,883.00
1	MRCFF7220	Double Pedestal Credenza, BF/BF 72"W x 20"D x 29½"H	1,297.00
1	MRHG72	Hutch with Glass Doors 72"W x 20"D x 38"H	886.00
1	MRLF36	36"W Lateral File, 36"W x 20"D x 29½"H	982.00
1	MRBS3	3 Shelf Bookshelf, 36"W x 13½"D x 38"H	373.00
1	MRBS5	5 Shelf Bookshelf, 36¾"W x 13½"D x 67½"H	623.00

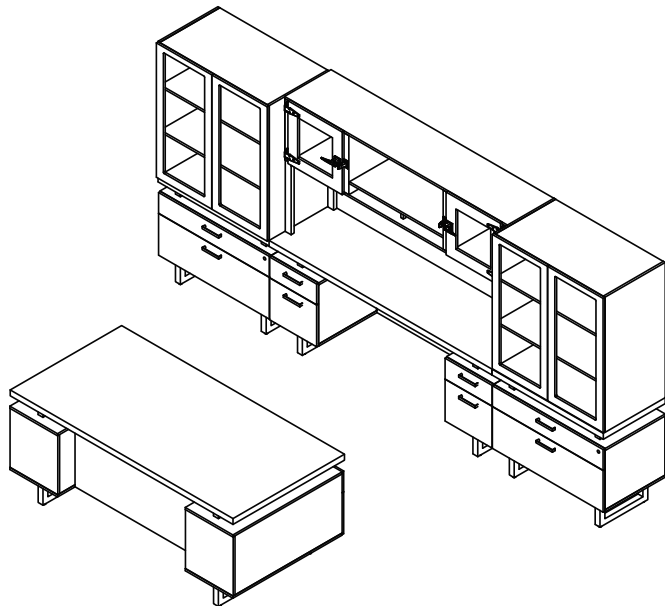
MR7

TOTAL: 6,045.00

# Mirella™ Laminate Series Typicals

• Order complete suites using "MR\_\_" models.

Office Suites  
Seating  
Tables  
Desks  
Meeting Essentials  
Personal Organization  
Ergonomics  
High Density Storage  
Storage & Filing  
Facilities  
Technology Furniture  
Art & Engineering



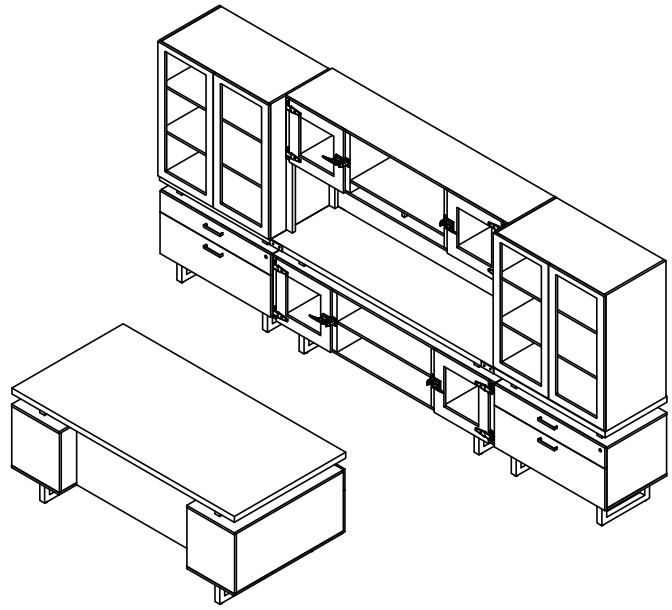
**MIRELLA SERIES TYPICAL #8**

Consists of:

QTY.	MODEL NO.	DESCRIPTION	LIST PRICE EACH
1	MRDFF7236	Double Pedestal Desk, BF/BF 72"W x 36"D x 29 1/2"H Desk	1,940.00
1	MRCFF7220	Double Pedestal Credenza, BF/BF 72"W x 20"D x 29 1/2"H	1,297.00
1	MRHG72	Hutch with Glass Doors 72"W x 20"D x 38"H	886.00
2	MRLF36	36"W Lateral File, 36"W x 20"D x 29 1/2"H	982.00
2	MRGDC	Glass Door Display Cabinet, 36"W x 20"D x 38"H	793.00

**MR8**

**TOTAL: 7,675.00**



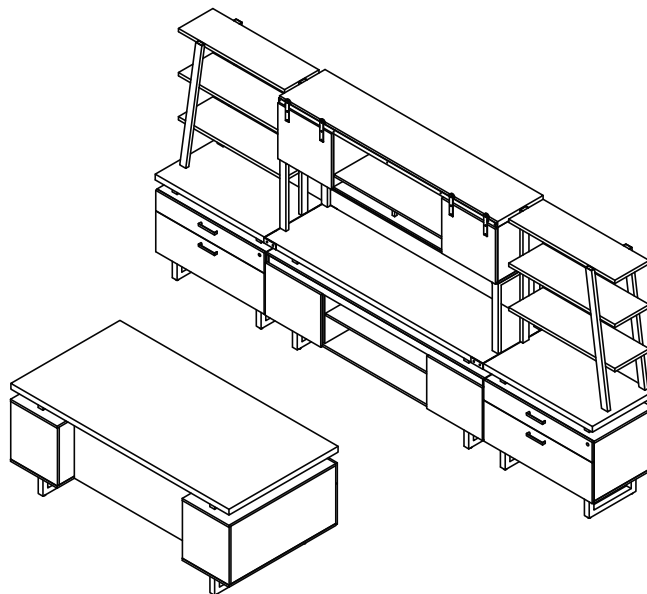
**MIRELLA SERIES TYPICAL #9**

Consists of:

QTY.	MODEL NO.	DESCRIPTION	LIST PRICE EACH
1	MRDFF7236	Double Pedestal Desk, BF/BF 72"W x 36"D x 29 1/2"H Desk	1,940.00
1	MRLWCGD	Low Wall Cabinet, Glass doors 72"W x 20"D x 29 1/2"H	1,349.00
1	MRHG72	Hutch with Glass Doors 72"W x 20"D x 38"H	886.00
2	MRLF36	36"W Lateral File, 36"W x 20"D x 29 1/2"H	982.00
2	MRGDC	Glass Door Display Cabinet, 36"W x 20"D x 38"H	793.00

**MR9**

**TOTAL: 7,726.00**



**MIRELLA SERIES TYPICAL #10**

Consists of:

QTY.	MODEL NO.	DESCRIPTION	LIST PRICE EACH
1	MRDFF7236	Double Pedestal Desk, BF/BF 72"W x 36"D x 29 1/2"H Desk	1,940.00
1	MRLWCWD	Low Wall Cabinet, Wood doors 72"W x 20"D x 29 1/2"H	1,349.00
1	MRHW72	Hutch with Wood Doors 72"W x 20"D x 38"H	754.00
2	MRLF36	36"W Lateral File, 36"W x 20"D x 29 1/2"H	982.00
2	MRBS3	3 Shelf Bookshelf, 36"W x 13 1/2"D x 38"H	373.00

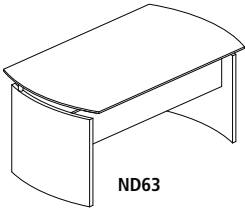
**MR10**

**TOTAL: 6,521.00**

Surfaces: Sierra Cherry finish on Cherry veneer-CRY, Mahogany finish on Walnut veneer-MAH or Charcoal finish on Oak veneer-CGR.

- All locks are keyed-alike and feature removable cores for installing keyed-different locks after-market
- Desk, Return and Extension work surfaces are 1½" thick with a distinctive beveled edge
- All veneer surfaces are protected with two coats of high-tech catalyzed lacquer
- All models in all finishes are available on Quick Ship delivery programs with no quantity limitations
- Recommended under-cabinet LED Task Light is model EZDP. Other LED Task/Desk lighting is available in the Ergonomics section page 276

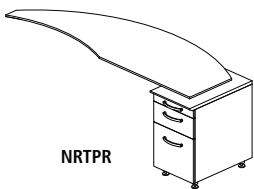
**DESK**  



- Floating top on Silver supports
- Silver modesty panel
- Curved end panels reflect curved ends of work surface

Model No.	Dimensions	Weight	List Price
ND63	63"W x 36"D x 29½"H	155	1,433.00
ND72	72"W x 36"D x 29½"H	183	1,549.00

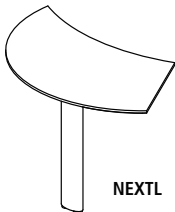
**CURVED DESK RETURN WITH PENCIL-BOX-FILE PEDESTAL**  



- Creates L-shaped work surface when attached to Desk
- Available for right or left side of Desk
- Gang-lock features removable core
- Supported by Return Pencil-Box-File Pedestal
- Pedestal drawer interiors finished to match exterior veneer

Model No.	Description	Dimensions	Weight	List Price
NRTPR	63" Right Return	63"W x 24"D x 29½"H	123	1,448.00
NRTPL	63" Left Return	63"W x 24"D x 29½"H	123	1,448.00

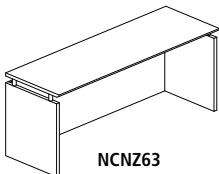
**CURVED DESK EXTENSION**  



- Creates conference end to Napoli Desk
- Leg includes grommets for cable management
- Supported by Silver leg
- Available for right or left side of Desk

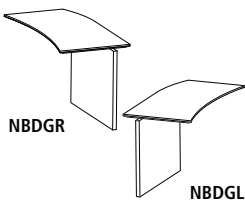
Model No.	Description	Dimensions	Weight	List Price
NEXTR	Right Extension	47"W x 28"D x 29½"H	51	657.00
NEXTL	Left Extension	47"W x 28"D x 29½"H	51	657.00

**CREDENZA**  



Model No.	Description	Dimensions	Weight	List Price
NCNZ63	Credenza	63"W x 24"D x 29½"H	133	1,242.00
NCNZ72	Credenza	72"W x 24"D x 29½"H	151	1,339.00

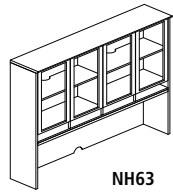
**BRIDGE**  



- Not free standing. Requires connection to Credenza and Desk

Model No.	Description	Dimensions	Weight	List Price
NBDGR	Right Hand Bridge	48"W x 24"D x 29½"H	68	781.00
NBDGL	Left Hand Bridge	48"W x 24"D x 29½"H	68	781.00

## HUTCH



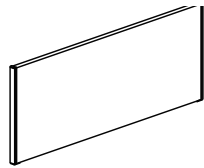
NH63

- Clear glass doors with Silver frames
- Four open compartment slots accept optional trays (See Hutch Trays)
- Provides 19¾" H clearance below shelf
- Two, 12" H storage levels
- Fully assembled

Model No.	Dimensions	Weight	List Price
NH63	63" W x 15" D x 50½" H	183	2,669.00
NH72	72" W x 15" D x 50½" H	209	2,828.00

NOTE: Recommended under-cabinet LED Task Light is model EZDP.  
Other LED Task/Desk lighting is available in the Ergonomics section page 276.

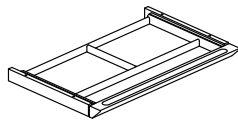
## FABRIC PANELS



- Stocked in MIR1454 Birch Fabric

Model No.	Dimensions	Weight	List Price
FTB63	60" W x 18½" H	15	540.00
FTB72	69" W x 18½" H	16	540.00

## CENTER DESK DRAWER



- Solid wood frame construction. Leather lined interior compartments
- Drawer operates smoothly using full-extension ball-bearing suspension
- Beveled front edge to match Desk surface design

Model No.	Description	Dimensions	Weight	List Price
NCD	Center Drawer	30" W x 18" D x 2" H	10	268.00

## PEDESTALS

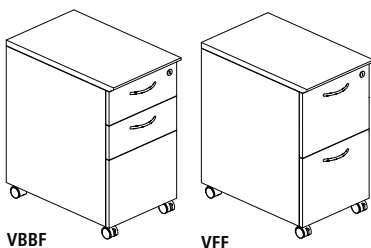


NBBF

- Drawer interiors finished to match exterior veneer
- Drawers operate smoothly using full-extension ball-bearing suspensions
- Fits under Credenzas
- Gang-lock features removable core
- Finished top surface

Model No.	Description	Dimensions	Weight	List Price
NBBF	Box/Box/File Pedestal	15¼" W x 21¼" D x 26" H	80	989.00
NFF	File/File Pedestal	15¼" W x 21¼" D x 26" H	78	942.00

## MOBILE PEDESTALS



VBBF


VFF

- Choice of two styles featuring two file drawers or two box drawers and one file drawer
- File drawers accommodate letter- and legal-sized hanging file folders
- Includes counter-weight for stability when in use
- Drawers operate smoothly using full-extension ball-bearing suspensions
- Gang-lock features removable core enabling keyed-alike suites
- 2" dual-hooded casters. (2 lock, 2 non-lock)

Model No.	Description	Dimensions	Weight	List Price
VBBF	Box/Box/File Pedestal	15¼" W x 24" D x 27½" H	92	981.00
VFF	File/File Pedestal	15¼" W x 24" D x 27½" H	80	952.00




**LATERAL FILE**  



- Accommodate letter- and legal-sized hanging file folders
- Includes counter-weight for stability when in use
- Gang-lock features removable core enabling keyed-alike suites
- Drawers operate smoothly using full-extension ball-bearing suspensions

Model No.	Description	Dimensions	Weight	List Price
VLF	File/File Lateral File	36"W x 19"D x 29½"H	160	1,721.00

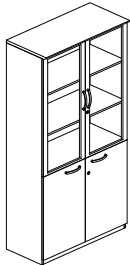
**WARDROBE CABINETS**  



- Universal Door can either hinge on either right or left
- Interior features sliding wardrobe hanging bar
- Includes one fixed shelf and three adjustable shelves (1¼" increments)

Model No.	Description	Dimensions	Weight	List Price
VWRD	Wardrobe Cabinets with Universal Door	23¾"W x 19"D x 80"H	180	1,892.00

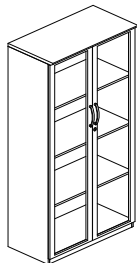
**HIGH WALL CABINET WITH DOORS**  



- Features glass doors with Silver frame above wood doors
- Top and bottom doors lock separately. Keyed alike
- Includes two adjustable shelves in top section and one adjustable shelf in lower section
- Able to stand alone or be flanked by Wardrobe Cabinets

Model No.	Description	Dimensions	Weight	List Price
VHC	High Wall Cabinet with Doors	40"W x 19"D x 80"H	284	2,832.00

**68" WALL CABINET**  

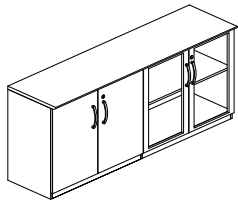


- With glass doors
- Includes one fixed shelf and two adjustable shelves

Model No.	Description	Dimensions	Weight	List Price
VCG	Wall Cabinet with Glass Doors	36"W x 19"D x 68"H	253	2,103.00



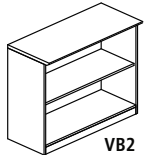
## LOW WALL CABINET WITH DOORS



- Features a choice of wood/glass, all wood or all glass door sets
- Sets of doors lock separately. Keyed alike
- Includes one adjustable shelf on each side

Model No.	Description	Dimensions	Weight	List Price
VLC	Wood/Glass Door Combination	72"W x 19"D x 29½"H	193	2,031.00
VLCW	All Wood Doors	72"W x 19"D x 29½"H	193	2,031.00
VLCG	All Glass Doors	72"W x 19"D x 29½"H	193	2,031.00

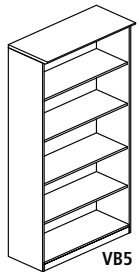
## BOOKCASES



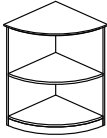
VB2

- Open shelves for convenient storage
- Adjustable shelves
- Choice of two or five shelf units
- 1" thick shelves
- VB2 & VB5 support 75 lbs. per shelf, evenly distributed; VBQ2 supports 25 lbs. per shelf, evenly distributed

Model No.	Description	Dimensions	Weight	List Price
VB2	2 Shelf	36"W x 11½"D x 29½"H	64	836.00
VB5	5 Shelf	36"W x 11½"D x 68"H	140	1,619.00
VBQ2	2 Shelf ¼ - Round	19"W x 19"D x 29½"H	25	786.00



VB5



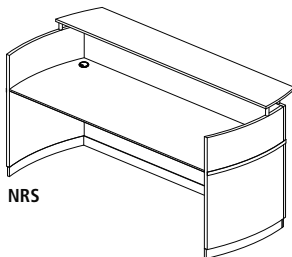
VBQ2

## NAPOLI RECEPTION FURNITURE

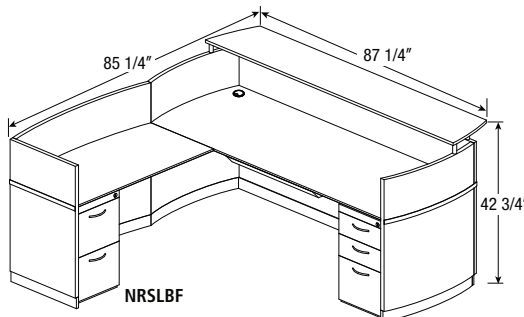
Surfaces: Sierra Cherry finish on Cherry veneer-CRY, Mahogany finish on Walnut veneer-MAH and Charcoal finish on Oak veneer-CGR

- All Napoli Reception Stations (except NRS) include a center drawer
- ¾" frosted, tempered glass
- Non-handed return
- Universal ADA Reception Return can only be used with Napoli Reception Station

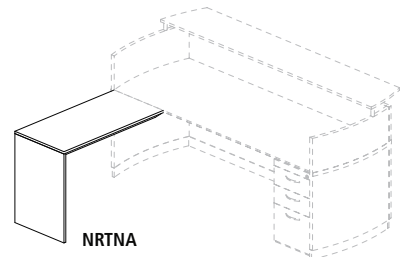
Model No.	Description	Dimensions	Weight	List Price
NRS	Reception Station	87¼"W x 37¼"D x 42¾"H	398	3,533.00
NRSBF	Reception Station with Box/Box/File, File/File Pedestal	87¼"W x 37¼"D x 42¾"H	577	5,637.00
NRSBB	Reception Station with 2-Box/Box/File Pedestal	87¼"W x 37¼"D x 42¾"H	562	5,669.00
NRSLBF	Reception Station with Box/Box/File, File/File Pedestal	87¼"W x 37¼"D x 42¾"H Desk 48"W x 25"D x 39¼"H Return	980	7,390.00
NRSLBB	Reception Station with 2-Box/Box/File Pedestal	87¼"W x 37¼"D x 42¾"H Desk 48"W x 25"D x 39¼"H Return	980	7,402.00
NRSLFF	Reception Station with 2-File/File Pedestal	87¼"W x 37¼"D x 42¾"H Desk 48"W x 25"D x 39¼"H Return	980	7,359.00
NRSLBA	Reception Station with 1-Box/Box/File Pedestal Universal ADA Return	87¼"W x 37¼"D x 42¾"H Desk 38"W x 20½"D x 28¾"H Return	553	5,256.00
NRTNA	Universal ADA Return	38"W x 20½"D x 28¾"H	64	522.00



NRS



NRSLBF



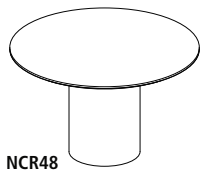
NRTNA

**NAPOLI CONFERENCE TABLES** 

Available in two finishes, Napoli features AA-grade select North American hardwood veneers.

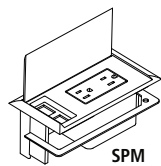
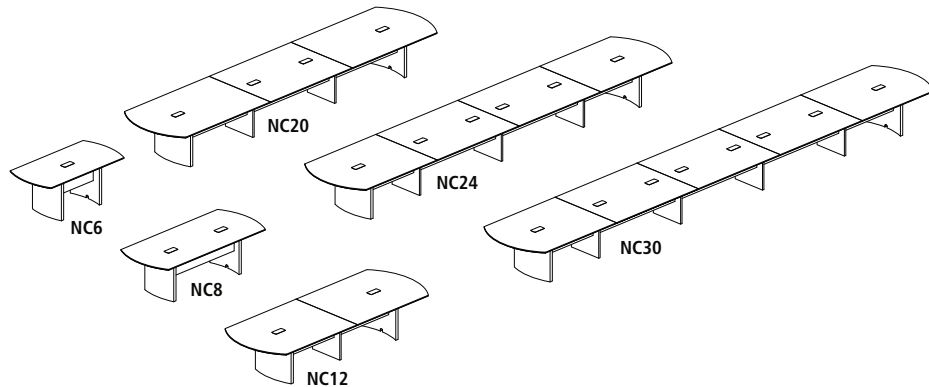
Surfaces: Sierra Cherry finish on Cherry veneer-CRY, Mahogany finish on Walnut veneer-MAH and Charcoal finish on Oak veneer-CGR

- All veneer surfaces are protected with two coats of high-tech catalyzed lacquer
- Grommet hole cutout size is 2 3/4 x 6"




NCR48

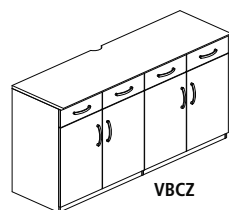
Model No.	Description	Dimensions	Weight	List Price
NC6	6' Conference Table	72"W x 36"D x 29 1/2"H	197	2,005.00
NC8	8' Conference Table	96"W x 42"D x 29 1/2"H	236	2,494.00
NC10	10' Conference Table	120"W x 48"D x 29 1/2"H	306	3,529.00
NC12	12' Conference Table	144"W x 54"D x 29 1/2"H	358	5,750.00
NC14	14' Conference Table	168"W x 54"D x 29 1/2"H	399	6,020.00
NC18	18' Conference Table	216"W x 54"D x 29 1/2"H	545	8,594.00
NC20	20' Conference Table	240"W x 54"D x 29 1/2"H	585	8,604.00
NC24	24' Conference Table	288"W x 54"D x 29 1/2"H	732	10,702.00
NC26	26' Conference Table	312"W x 54"D x 29 1/2"H	772	11,702.00
NC30	30' Conference Table	360"W x 54"D x 29 1/2"H	919	14,279.00
NCR48	Round Conference Table	48" Diameter x 29 1/2"H	135	1,657.00
CTMB	Presentation Board	48 x 48 x 3/4"	110	1,605.00



SPM

Model No.	Description	List Price
SPM 	6 1/2"W x 4"D x 1 1/2"H Optional Power Module, UL Listed [includes RJ11-Cat 3 Coupler (phone) and RJ45 Coupler (data)] – 6' Power Cord. Black only.	315.00

**BUFFET** 

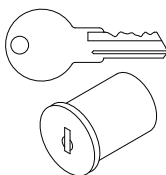


VBCZ

- Features two cabinet compartments (one adjustable shelf in each) and four drawers
- Designed for audio/visual support including cable pass throughs and inset back panel for wall plug clearance
- All drawer and cabinet interiors are full-finished veneer

Model No.	Description	Dimensions	Weight	List Price
VBCZ	Buffet	72"W x 22"D x 36"H	297	3,252.00

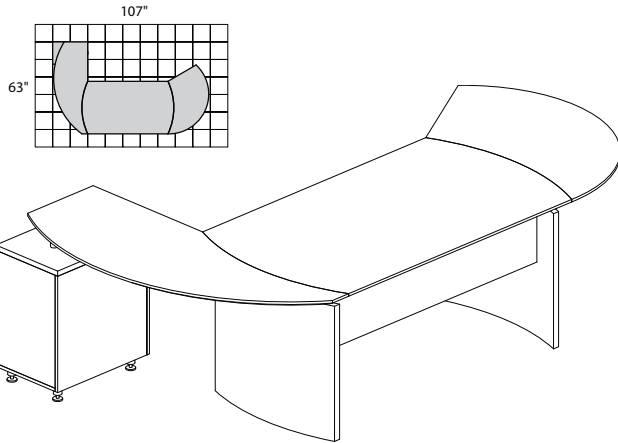
**REPLACEMENT LOCK CORES** 



- Allows pedestals and laterals to be keyed uniquely for up to fifteen different workstations
- Master key available
- Must purchase a core removal tool to change locks cores

Model No.	Description	Weight	List Price
REALCC0311 through REALCC0325	Replacement Core with Keys, Silver	1	24.00
REALCRK	Core Removal Tool	1	24.00
REALCMK	Master Key	1	24.00

• Order complete suites using "NT\_" models.

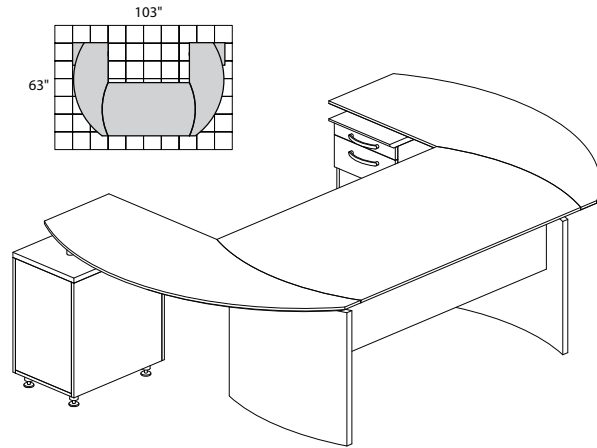


### NAPOLI SERIES – TYPICAL #1

Consists of:

QTY.	MODEL NO.	DESCRIPTION	LIST PRICE EACH
1	ND63	63" W Desk	1,433.00
1	NEXTL	Curved Desk Extension	657.00
1	NRTPR	Curved Desk Return with Pencil/Box/File Pedestal	1,448.00
1	NCD	Center Drawer	268.00

**NT1 3,807.00**

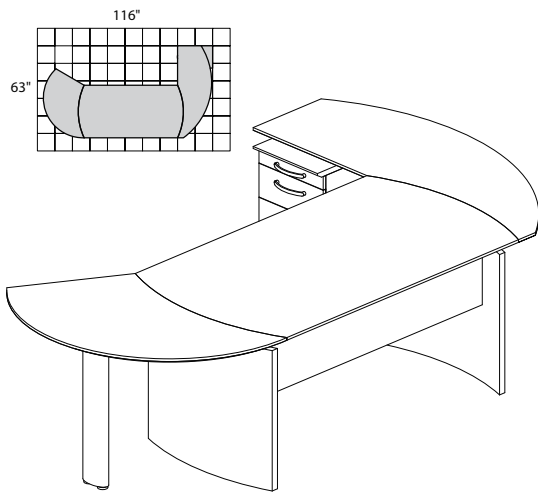


### NAPOLI SERIES – TYPICAL #3

Consists of:

QTY.	MODEL NO.	DESCRIPTION	LIST PRICE EACH
1	ND63	63" W Desk	1,433.00
1	NRTPR	Curved Desk Return with Pencil/Box/File Pedestal	1,448.00
1	NRTPL	Curved Desk Return with Pencil/Box/File Pedestal	1,448.00
1	NCD	Center Drawer	268.00

**NT3 4,598.00**

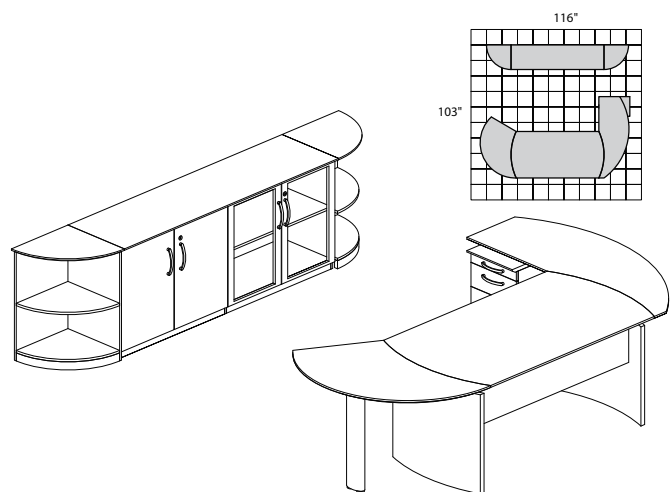


### NAPOLI SERIES – TYPICAL #5

Consists of:

QTY.	MODEL NO.	DESCRIPTION	LIST PRICE EACH
1	ND72	72" W Desk	1,549.00
1	NEXTR	Curved Desk Extension	657.00
1	NRTPL	Curved Desk Return with Pencil/Box/File Pedestal	1,448.00
1	NCD	Center Drawer	268.00

**NT5 3,923.00**



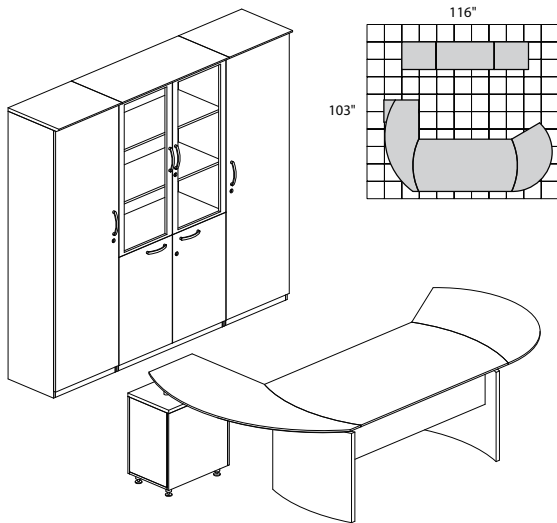
### NAPOLI SERIES – TYPICAL #9

Consists of:

QTY.	MODEL NO.	DESCRIPTION	LIST PRICE EACH
1	ND72	72" W Desk	1,549.00
1	NEXTR	Curved Desk Extension	657.00
1	NRTPL	Curved Desk Return with Pencil/Box/File Pedestal	1,448.00
1	NCD	Center Drawer	268.00
1	VLC	Low Wall Cabinet	2,031.00
1	VBQ2	2 Shelf ¼-Round	786.00
1	VBQ2	2 Shelf ¼-Round	786.00

**NT9 7,527.00**

• Order complete suites using "NT\_" models.

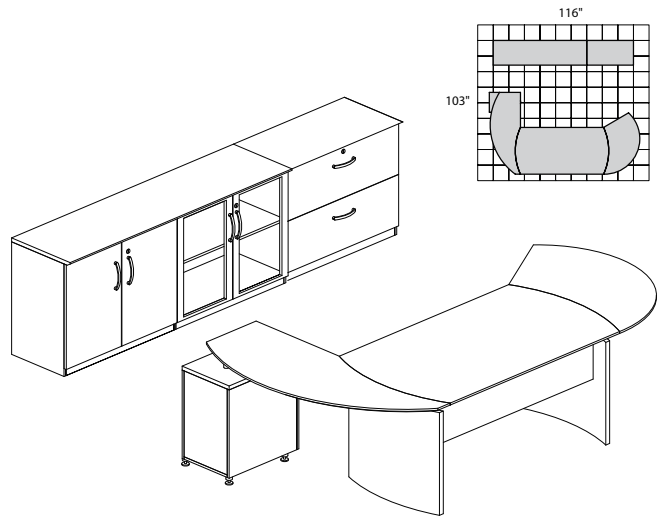


NAPOLI SERIES – TYPICAL #11

Consists of:

QTY.	MODEL NO.	DESCRIPTION	LIST PRICE EACH
1	ND72	72"W Desk	1,549.00
1	NEXTL	Curved Desk Extension	657.00
1	NRTPR	Curved Desk Return with Pencil/Box/File Pedestal	1,448.00
1	NCD	Center Drawer	268.00
2	VWRD	Wardrobe Cabinet	1,892.00
1	VHC	High Wall Cabinet	3,009.00

NT11 10,715.00

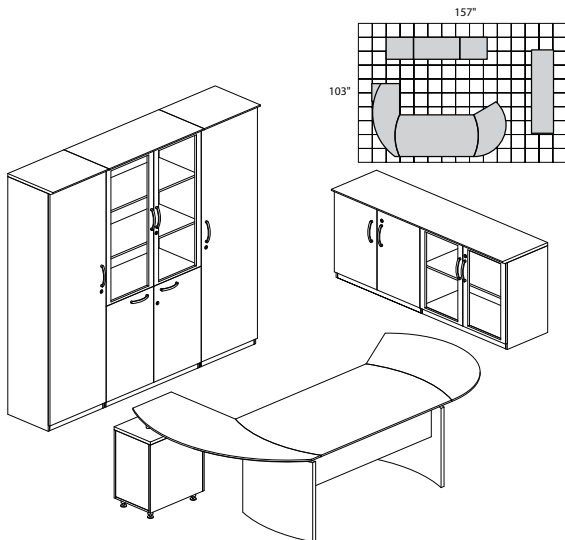


NAPOLI SERIES – TYPICAL #15

Consists of:

QTY.	MODEL NO.	DESCRIPTION	LIST PRICE EACH
1	ND72	72"W Desk	1,549.00
1	NEXTL	Curved Desk Extension	657.00
1	NRTPR	Curved Desk Return with Pencil/Box/File Pedestal	1,448.00
1	NCD	Center Drawer	268.00
1	VLC	Low Wall Cabinet	2,031.00
1	VLF	Lateral File	1,721.00

NT15 7,675.00

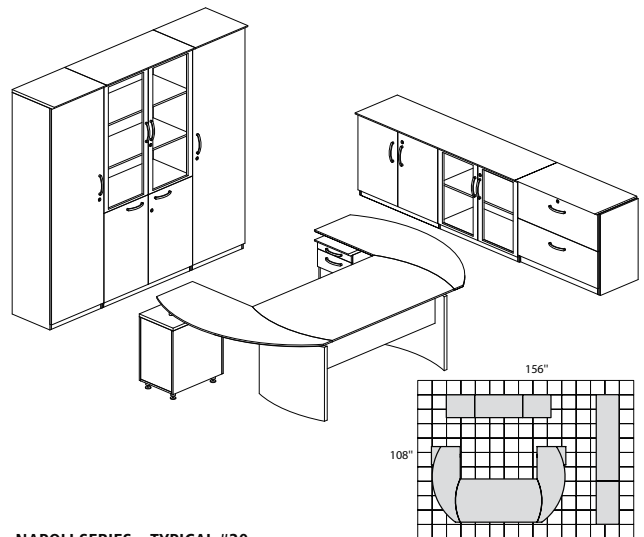


NAPOLI SERIES – TYPICAL #17

Consists of:

QTY.	MODEL NO.	DESCRIPTION	LIST PRICE EACH
1	ND72	72"W Desk	1,549.00
1	NEXTL	Curved Desk Extension	657.00
1	NRTPR	Curved Desk Return with Pencil/Box/File Pedestal	1,448.00
1	NCD	Center Drawer	268.00
1	VLC	Low Wall Cabinet	2,031.00
2	VWRD	Wardrobe Cabinet	1,892.00
1	VHC	High Wall Cabinet	3,009.00

NT17 12,746.00



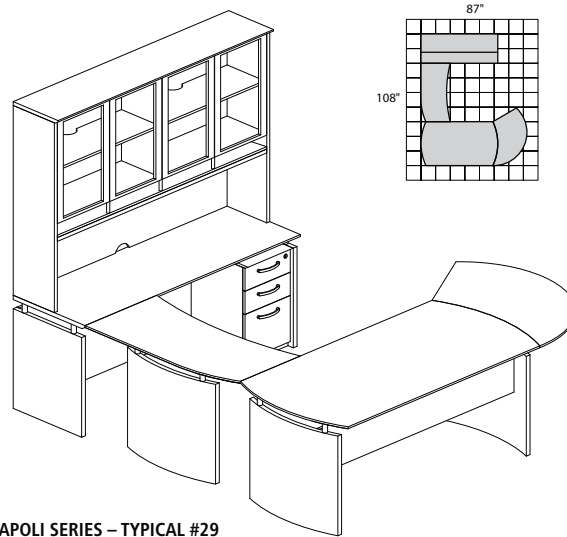
NAPOLI SERIES – TYPICAL #20

Consists of:

QTY.	MODEL NO.	DESCRIPTION	LIST PRICE EACH
1	ND72	72"W Desk	1,549.00
1	NRTPR	Curved Desk Return with Pencil/Box/File Pedestal	1,448.00
1	NRTPL	Curved Desk Return with Pencil/Box/File Pedestal	1,448.00
1	NCD	Center Drawer	268.00
1	VWRD	Wardrobe Cabinet	1,892.00
1	VWRD	Wardrobe Cabinet	1,892.00
1	VHC	High Wall Cabinet	3,009.00
1	VLC	Low Wall Cabinet	2,031.00
1	VLF	Lateral File	1,721.00

NT20 15,258.00

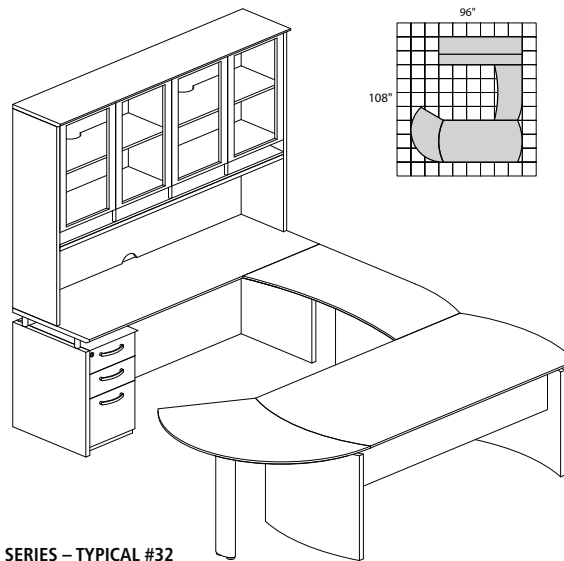
• Order complete suites using "NT\_" models.



**NAPOLI SERIES – TYPICAL #29**

Consists of:

QTY.	MODEL NO.	DESCRIPTION	LIST PRICE EACH
1	ND63	63"W Desk	1,433.00
1	NEXTL	Curved Desk Extension	657.00
1	NCD	Center Drawer	268.00
1	NBDGR	Bridge Right-Hand	781.00
1	NCNZ63	63"W Credenza	1,242.00
1	NH63	63"W Hutch	2,669.00
1	NBBF	Box/Box/File Pedestal	989.00
<b>NT29</b>			<b>8,279.00</b>

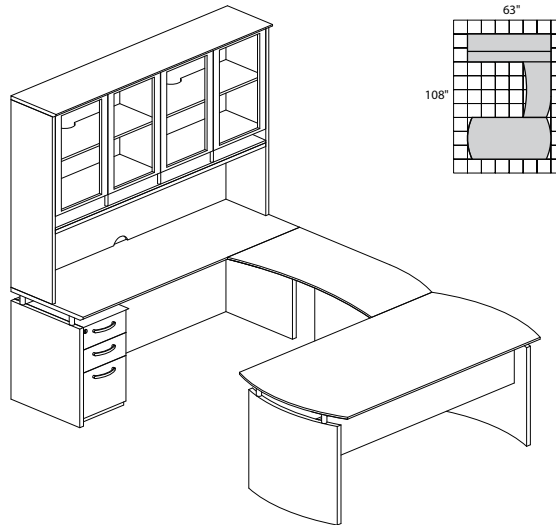


**NAPOLI SERIES – TYPICAL #32**

Consists of:

QTY.	MODEL NO.	DESCRIPTION	LIST PRICE EACH
1	ND72	72"W Desk	1,549.00
1	NEXTR	Curved Desk Extension	657.00
1	NCD	Center Drawer	268.00
1	NBDGL	Bridge Left-Hand	781.00
1	NCNZ72	72"W Credenza	1,339.00
1	NH72	72"W Hutch	2,828.00
1	NBBF	Box/Box/File Pedestal	989.00
<b>NT32</b>			<b>8,651.00</b>

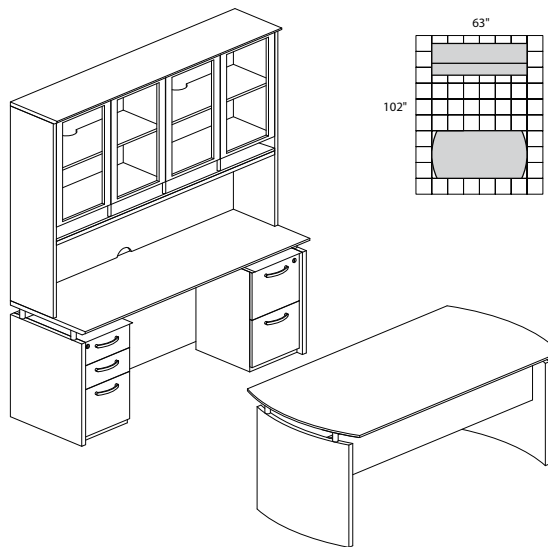
• Order complete suites using "NT\_\_" models.



**NAPOLI SERIES – TYPICAL #33**

Consists of:

QTY.	MODEL NO.	DESCRIPTION	LIST PRICE EACH
1	ND63	63" W Desk	1,433.00
1	NCD	Center Drawer	268.00
1	NBDGL	Bridge Left-Hand	781.00
1	NCNZ63	63" W Credenza	1,242.00
1	NH63	63" W Hutch	2,669.00
1	NBBF	Box/Box/File Pedestal	989.00
<b>NT33</b>			<b>7,621.00</b>



**NAPOLI SERIES – TYPICAL #37**

Consists of:

QTY.	MODEL NO.	DESCRIPTION	LIST PRICE EACH
1	ND63	63" W Desk	1,433.00
1	NCD	Center Drawer	268.00
1	NCNZ63	63" W Credenza	1,242.00
1	NH63	63" W Hutch	2,669.00
1	NBBF	Box/Box/File Pedestal	989.00
1	NFF	File/File Pedestal	942.00
<b>NT37</b>			<b>7,781.00</b>

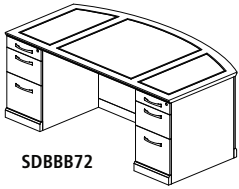
# Sorrento Veneer Series

This line combines a high end look and technology-friendly features. Sorrento uses AA-grade North American Hardwood veneers.

**Surface:** Choice of Espresso finish on Walnut veneer-ESP, or Bourbon Cherry finish on Cherry veneer border and Walnut inlays bordering Bird's Eye Maple panels-SCR.

- For Bourbon Cherry finish, all horizontal Desking surfaces feature hardwood inlays and Bird's Eye Maple panels
- All cabinet/drawer interiors and backs are fully finished
- All locks are keyed-alike and feature removable cores for installing keyed different locks after market
- Center drawers are optional
- All floor supported models include steel threaded leveling glides
- All models in all finishes are available on both the Quick Ship and Freight delivery programs with no quantity limitations
- All Credenzas, Returns, and Bridges feature a technology access panel for convenient connectivity
- Recommended under-cabinet LED Task Light is model EZDP. Other LED Task/Desk lighting is available in the Ergonomics section page 276

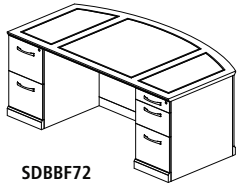
## FREESTANDING DESKS



SDBBB72

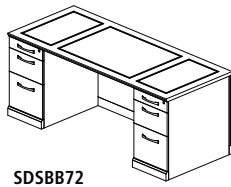
- Choose either two Pencil/Box/Files or a combination of a Pencil/Box/File and a File/File pedestal
- All Freestanding Pedestals are universal

Model No.	Description	Dimensions	Weight	List Price
SDBBB72	Double Pedestal Desk, Bow Front, PBF/PBF	72"W x 39"D x 29½"H	310	4,096.00
SDBBF72	Double Pedestal Desk, Bow Front, PBF/FF	72"W x 39"D x 29½"H	307	4,004.00
SDSBB72	Double Pedestal Desk, Straight Front, PBF/PBF	72"W x 30"D x 29½"H	289	3,879.00
SDSBF72	Double Pedestal Desk, Straight Front, PBF/FF	72"W x 30"D x 29½"H	287	3,788.00

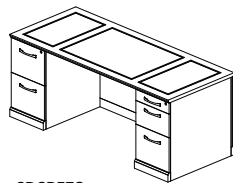


SDBBF72

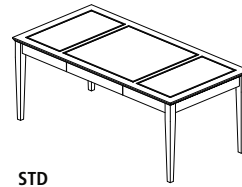
Model No.	Description	Dimensions	Weight	List Price
STD	Table Desk with built-in Center Drawer	72"W x 36"D x 29½"H	144	1,917.00
SCD	Center Drawer for Desks and Credenzas	30"W x 21¼"D x 2½"H	21	433.00



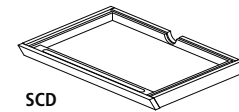
SDSBB72



SDSBF72

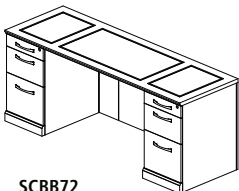


STD



SCD

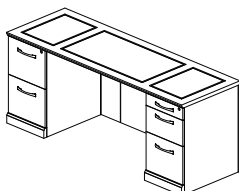
## FREESTANDING CREDENZAS



SCBB72

- All Credenzas feature a technology access panel for convenient connectivity

Model No.	Description	Dimensions	Weight	List Price
SCBB72	Double Pedestal Credenza, PBF/PBF	72"W x 24"D x 29½"H	257	3,493.00
SCBF72	Double Pedestal Credenza, PBF/FF	72"W x 24"D x 29½"H	255	3,400.00
SCFF72	Double Pedestal Credenza, FF/FF	72"W x 24"D x 29½"H	253	3,307.00



SCBF72

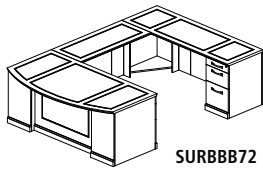


U-SHAPED CONFIGURATIONS

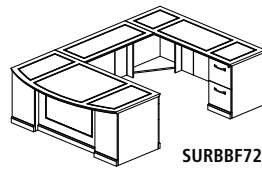


- All Credenzas and Bridges feature a technology access panel for convenient connectivity
- Offered in choice of left-handed and right-handed U-Configurations


Model No.	Description	Dimensions	Weight	List Price
SURBBB72	Executive U, Bowfront, Right Bridge PBF-Desk, PBF-Credenza	72"W x 39"D x 29½"H Desk 48"W x 20"D x 29½"H Bridge 72"W x 24"D x 29½"H Credenza	536	6,833.00
SULBBB72	Executive U, Bowfront, Left Bridge PBF-Desk, PBF-Credenza	72"W x 39"D x 29½"H Desk 48"W x 20"D x 29½"H Bridge 72"W x 24"D x 29½"H Credenza	536	6,833.00
SURBBF72	Executive U, Bowfront, Right Bridge PBF-Desk, FF-Credenza	72"W x 39"D x 29½"H Desk 48"W x 20"D x 29½"H Bridge 72"W x 24"D x 29½"H Credenza	533	6,740.00
SULBBF72	Executive U, Bowfront, Left Bridge PBF-Desk, FF-Credenza	72"W x 39"D x 29½"H Desk 48"W x 20"D x 29½"H Bridge 72"W x 24"D x 29½"H Credenza	533	6,740.00
SURSBB72	Executive U, Straight Front, Right Bridge PBF-Desk, PBF-Credenza	72"W x 30"D x 29½"H Desk 48"W x 20"D x 29½"H Bridge 72"W x 24"D x 29½"H Credenza	523	6,616.00
SULSBB72	Executive U, Straight Front, Left Bridge PBF-Desk, PBF-Credenza	72"W x 30"D x 29½"H Desk 48"W x 20"D x 29½"H Bridge 72"W x 24"D x 29½"H Credenza	523	6,616.00
SURSBF72	Executive U, Straight Front, Right Bridge PBF-Desk, FF-Credenza	72"W x 30"D x 29½"H Desk 48"W x 20"D x 29½"H Bridge 72"W x 24"D x 29½"H Credenza	520	6,523.00
SULSBF72	Executive U, Straight Front, Left Bridge PBF-Desk, FF-Credenza	72"W x 30"D x 29½"H Desk 48"W x 20"D x 29½"H Bridge 72"W x 24"D x 29½"H Credenza	520	6,523.00




SURBBB72



SURBBF72



SURSBB72



SURSBF72


L-SHAPED CONFIGURATIONS



- All returns feature a technology access panel for convenient connectivity
- Offered in choice of left-handed and right-handed L-Configurations

- All returns feature a technology access panel for convenient connectivity

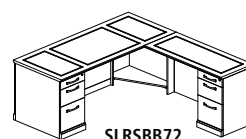
Model No.	Description	Dimensions	Weight	List Price
SLRBBB72	Executive L, Bowfront, Right Return PBF-Desk, PBF-Return	72"W x 39"D x 29½"H Desk 48"W x 20"D x 29½"H Return	389	5,175.00
SLLBBB72	Executive L, Bowfront, Left Return PBF-Desk, PBF-Return	72"W x 39"D x 29½"H Desk 48"W x 20"D x 29½"H Return	389	5,175.00
SLRBBF72	Executive L, Bowfront, Right Return PBF-Desk, FF-Return	72"W x 39"D x 29½"H Desk 48"W x 20"D x 29½"H Return	386	5,067.00
SLLBBF72	Executive L, Bowfront, Left Return PBF-Desk, FF-Return	72"W x 39"D x 29½"H Desk 48"W x 20"D x 29½"H Return	386	5,067.00
SLRSBB72	Executive L, Straight Front, Right Return PBF-Desk, PBF-Return	72"W x 39"D x 29½"H Desk 48"W x 20"D x 29½"H Return	376	4,958.00
SLLSBB72	Executive L, Straight Front, Left Return PBF-Desk, PBF-Return	72"W x 30"D x 29½"H Desk 48"W x 20"D x 29½"H Return	376	4,958.00
SLRSBF72	Executive L, Straight Front, Right Return PBF-Desk, FF-Return	72"W x 30"D x 29½"H Desk 48"W x 20"D x 29½"H Return	373	4,850.00
SLLSBF72	Executive L, Straight Front, Left Return PBF-Desk, FF-Return	72"W x 30"D x 29½"H Desk 48"W x 20"D x 29½"H Return	373	4,850.00



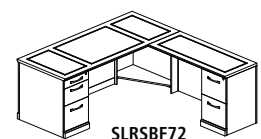
SLLBBB72



SLRBBF72



SLRSBB72



SLRSBF72

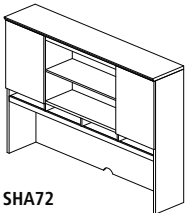


These products are subject to California Proposition 65. Please visit the product detail page on our website for specific information.

Office Suites  
Seating  
Tables  
Desks  
Meeting Essentials  
Personal Organization  
Ergonomics  
High Density Storage  
Storage & Filing  
Facilities  
Technology Furniture  
Art & Engineering

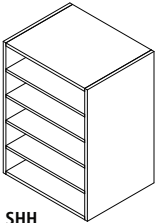


## HUTCHES

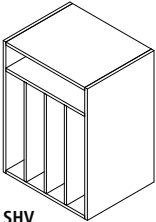


SHA72

- Fully assembled
- Hutches in Bourbon Cherry have wood doors, Hutches in Espresso have frosted glass doors
- Optional task lights are available
- Middle shelves behind doors adjust to three positions on 2 1/2" increments
- Clearance between the work surface and bottom shelf is 20 1/4"
- Optional Hutch Organizers are sized to fit in space between doors and work surface



SHH

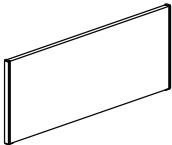


SHV

Model No.	Description	Dimensions	Weight	List Price
SHA72	Hutch with Double-Height Doors	72"W x 15"D x 52 1/2"H	246	2,861.00
SHH	Hutch Organizer, Horizontal	17 1/2"W x 12 1/2"D x 19 3/4"H	36	556.00
SHV	Hutch Organizer, Vertical	17 1/2"W x 12 1/2"D x 19 3/4"H	36	556.00
SHGD	Optional Glass Doors for 72" Hutch (SCR)		30	348.00
SHWD	Optional Wood Doors for 72" Hutch (ESP)		30	343.00

NOTE: Recommended under-cabinet LED Task Light is model EZDP.  
Other LED Task/Desk lighting is available in the Ergonomics section page 276.

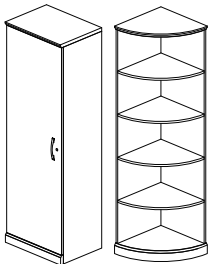
## FABRIC PANELS



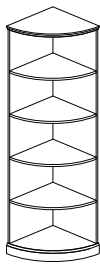
- Stocked in MIR1454 Birch Fabric

Model No.	Dimensions	Weight	List Price
FTB72	69"W x 18 1/2"H	16	540.00

## STORAGE OPTIONS



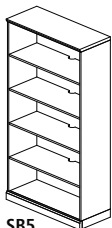
SWRD



SBQ5

- Low Wall Cabinet has one internal shelf in each compartment that adjusts to 5 different positions on 1 1/4" increments. Does not lock
- Executive Buffet Cabinet has one internal shelf in each compartment that adjusts to three positions and 2 1/2" H increments. Does not lock
- Lateral files feature interlock system allowing only one drawer to open at a time. Standard gang lock provided
- SLC and SBUF have wood doors (Bourbon Cherry-SCR) or frosted glass doors (Espresso-ESP)
- SBQ5 and SB5 have 1" thick shelves

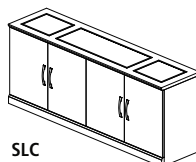
Model No.	Description	Dimensions	Weight	List Price
SWRD	Wardrobe Cabinet – Universal	24"W x 18"D x 76"H	168	1,825.00
SBQ5	5 Shelf Quarter-Round Bookcase	18"W x 18"D x 70"H	81	1,376.00
SB5	5 Shelf Bookcase	36"W x 15"D x 70"H	150	1,777.00
SLF2	2 Drawer Lateral File	36"W x 18"D x 29 1/2"H	186	2,026.00
SLC	Low Wall Cabinet	72"W x 18"D x 29 1/2"H	235	2,443.00
SBUF	Buffet Cabinet	72"W x 22"D x 36"H	294	3,942.00




SB5



SLF2

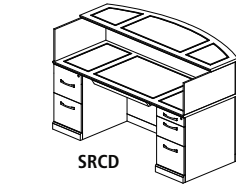


SLC



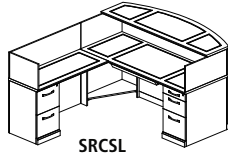
SBUF

RECEPTION STATIONS

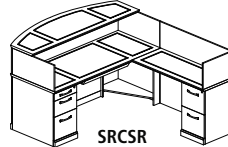


SRCD

- Available with a granite or veneer counter top
- Configured as either a freestanding double-pedestal Desk station or complete with right- or left-handed return
- Ship complete as shown. (Counter Organizers sold separately)
- Includes a technology access panel for convenient connectivity



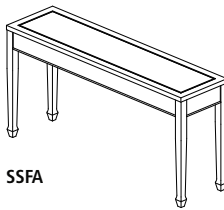
SRCSL



SRCSR

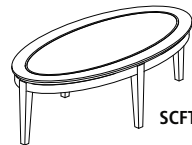
Model No.	Description	Dimensions	Weight	List Price
SRCD	Reception Desk with Veneer Counter	72" W x 39" D x 45" H	481	5,575.00
SRCDM	Reception Desk with Granite Counter	72" W x 39" D x 45" H	532	7,237.00
SRCSL	Reception Desk with Veneer Counter Left Hand – Return	72" W x 39" D x 45" H Desk 48" W x 20" D x 43½" H Return	583	7,364.00
SRCSLM	Reception Desk with Granite Counter Left Hand – Return	72" W x 39" D x 45" H Desk 48" W x 20" D x 43½" H Return	634	9,025.00
SRCSCR	Reception Desk with Veneer Counter Right Hand – Return	72" W x 39" D x 45" H Desk 48" W x 20" D x 43½" H Return	583	7,364.00
SRCSRM	Reception Desk with Granite Counter Right Hand – Return	72" W x 39" D x 45" H Desk 48" W x 20" D x 43½" H Return	634	9,025.00

OCCASIONAL TABLES

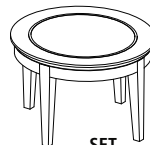


SSFA

Model No.	Description	Dimensions	Weight	List Price
SSFA	Sofa Table	16" W x 60" D x 30" H	75	874.00
SCFT	Coffee Table – Oval	48" W x 24" D x 15" H	48	804.00
SET	End Table	24" W x 24" D x 24" H	33	586.00

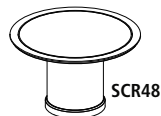


SCFT

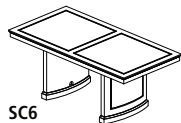


SET

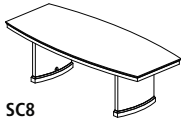
CONFERENCE ROOM TABLES



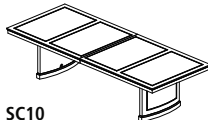
SCR48



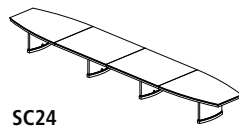
SC6



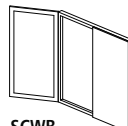
SC8



SC10



SC24

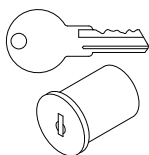


SCWB

- Rectangular shaped conference tables are only available in Bourbon Cherry-SCR
- Boat-shaped conference tables are only available in Espresso-ESP

Model No.	Description	Dimensions	Weight	List Price
SCR48	48" Round Conference Table	48" Diameter x 29½" H	164	1,868.00
SC6	6' Rectangular or Boat-Shaped Conference Table	72" W x 36" D x 29½" H	231	3,007.00
SC8	8' Rectangular or Boat-Shaped Conference Table	96" W x 42" D x 29½" H	281	3,462.00
SC10	10' Rectangular or Boat-Shaped Conference Table	120" W x 48" D x 29½" H	370	4,843.00
SC12	12' Rectangular or Boat-Shaped Conference Table	144" W x 54" D x 29½" H	514	8,676.00
SC18	18' Rectangular or Boat-Shaped Conference Table	216" W x 54" D x 29½" H	667	10,476.00
SC24	24' Rectangular or Boat-Shaped Conference Table	288" W x 54" D x 29½" H	991	13,968.00
SC30	30' Rectangular or Boat-Shaped Conference Table	360" W x 54" D x 29½" H	973	17,462.00
SCWB	Presentation Board	48" W x 48" H x 3½" D	109	1,931.00

REPLACEMENT LOCK CORES



- Allows pedestals and laterals to be keyed uniquely for up to fifteen different workstations
- Master key available
- Must purchase a core removal tool to change locks cores

Model No.	Description	Weight	List Price
REALCC0311B through REALCC0325B	Replacement Core with Keys, Black*	1	24.00
REALCRK	Core Removal Tool	1	24.00
REALCMK	Master Key	1	24.00

\*Order Black replacement lock core for Sorrento Bourbon Cherry-SCR finish.

Note: Sorrento in Espresso-ESP finish has a Silver replacement lock core (order replacement lock core without the "B").

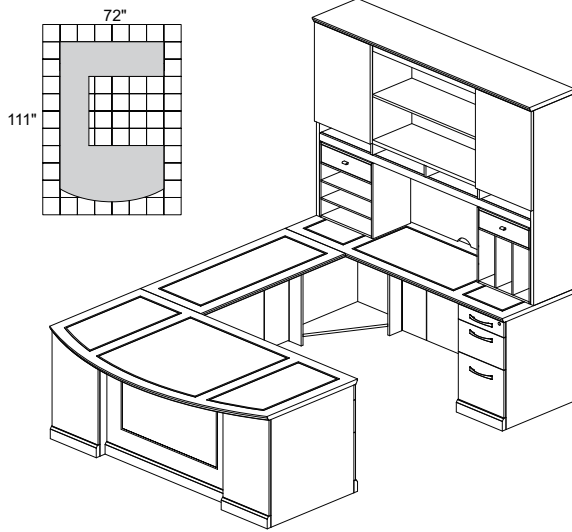


These products are subject to California Proposition 65. Please visit the product detail page on our website for specific information.

Office Suites  
Seating  
Tables  
Desks  
Meeting Essentials  
Personal Organization  
Ergonomics  
High Density Storage  
Storage & Filing  
Facilities  
Technology Furniture  
Art & Engineering

# Sorrento Veneer Series Typicals

• Order complete suites using "ST\_\_" models.

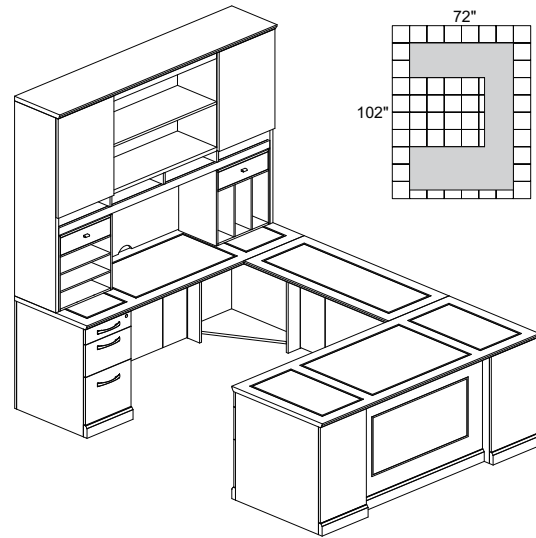


**SORRENTO SERIES TYPICAL #1**

Consists of:

QTY.	MODEL NO.	DESCRIPTION	LIST PRICE EACH
1	SURBBB72	Executive U, Bowfront, Right Bridge P/B/F-Desk, P/B/F-Credenza	6,833.00
1	SHA72	72" Hutch with Double-Height Doors	2,861.00
1	SHH	Hutch Organizer, Horizontal	556.00
1	SHV	Hutch Organizer, Vertical	556.00

**ST1 10,806.00**

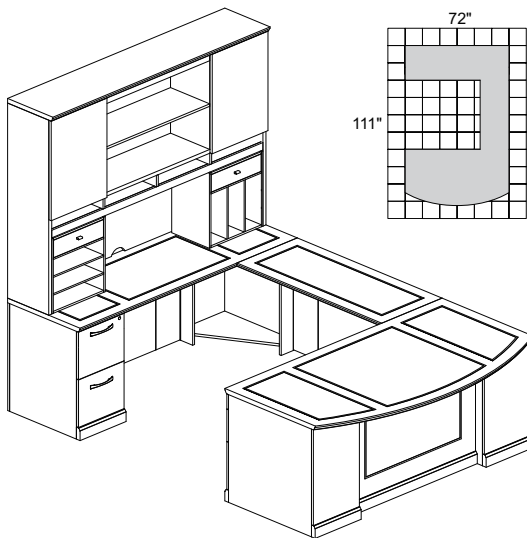


**SORRENTO SERIES TYPICAL #4**

Consists of:

QTY.	MODEL NO.	DESCRIPTION	LIST PRICE EACH
1	SULSBB72	Executive U, Straight Front, Left Bridge P/B/F-Desk, P/B/F-Credenza	6,616.00
1	SHA72	72" Hutch with Double-Height Doors	2,861.00
1	SHH	Hutch Organizer, Horizontal	556.00
1	SHV	Hutch Organizer, Vertical	556.00

**ST4 10,589.00**

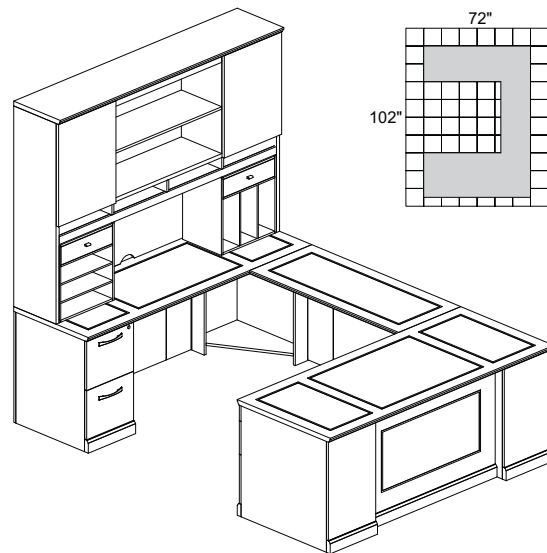


**SORRENTO SERIES TYPICAL #6**

Consists of:

QTY.	MODEL NO.	DESCRIPTION	LIST PRICE EACH
1	SULBBF72	Executive U, Bowfront, Left Bridge P//BF-Desk, F/F-Credenza	6,740.00
1	SHA72	72" Hutch with Double-Height Doors	2,861.00
1	SHH	Hutch Organizer, Horizontal	556.00
1	SHV	Hutch Organizer, Vertical	556.00

**ST6 10,714.00**



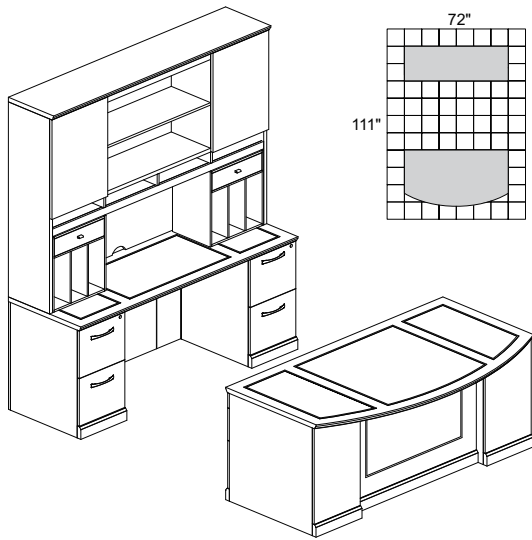
**SORRENTO SERIES TYPICAL #8**

Consists of:

QTY.	MODEL NO.	DESCRIPTION	LIST PRICE EACH
1	SULSBF72	Executive U, Straight Front, Left Bridge P/B/F-Desk, F/F-Credenza	6,523.00
1	SHA72	72" Hutch with Double-Height Doors	2,861.00
1	SHH	Hutch Organizer, Horizontal	556.00
1	SHV	Hutch Organizer, Vertical	556.00

**ST8 10,497.00**

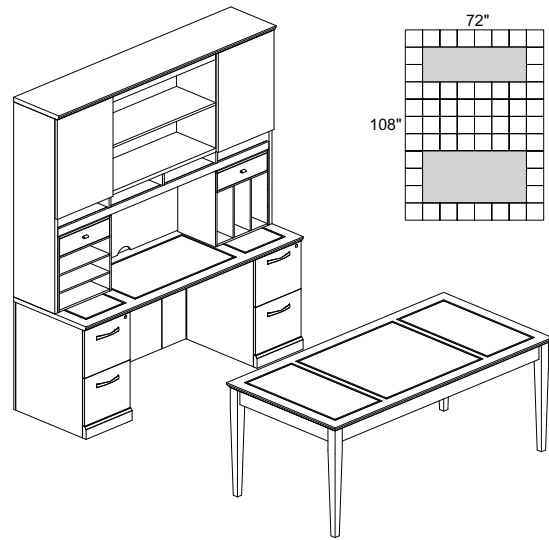
• Order complete suites using "ST\_" models.



**SORRENTO SERIES TYPICAL #14**

Consists of:

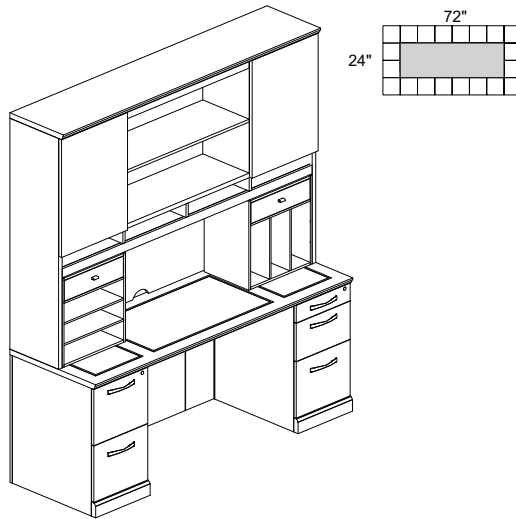
QTY.	MODEL NO.	DESCRIPTION	LIST PRICE EACH
1	SDBBB72	Double Pedestal Desk, Bowfront (2) P/B/F-Desk	4,096.00
1	SCFF72	Double Pedestal Credenza (2) F/F-Credenza	3,307.00
1	SHA72	72" Hutch with Double-Height Doors	2,861.00
2	SHV	Hutch Organizer, Vertical	556.00
<b>ST14</b>			<b>11,377.00</b>



**SORRENTO SERIES TYPICAL #17**

Consists of:

QTY.	MODEL NO.	DESCRIPTION	LIST PRICE EACH
1	STD	72" Table Desk	1,917.00
1	SCFF72	Double Pedestal Credenza (2) F/F-Credenza	3,307.00
1	SHA72	72" Hutch with Double-Height Doors	2,861.00
1	SHH	Hutch Organizer, Horizontal	556.00
1	SHV	Hutch Organizer, Vertical	556.00
<b>ST17</b>			<b>9,198.00</b>



**SORRENTO SERIES TYPICAL #23**

Consists of:

QTY.	MODEL NO.	DESCRIPTION	LIST PRICE EACH
1	SCBF72	Double Pedestal Credenza (1) P/B/F & (1) F/F Credenza	3,400.00
1	SHA72	72" Hutch with Double-Height Doors	2,861.00
1	SHH	Hutch Organizer, Horizontal	556.00
1	SHV	Hutch Organizer, Vertical	556.00
<b>ST23</b>			<b>7,374.00</b>

Office Suites

Seating

Tables

Desks

Meeting Essentials

Personal Organization

Ergonomics

High Density Storage

Storage & Filing

Facilities

Technology Furniture

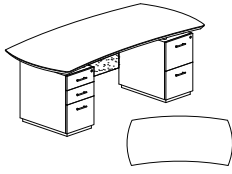
Art & Engineering

Chrome stand-offs and opaque acrylic modesty panels and doors complement the laminate finishes.

**Laminate Options:** Textured Mocha-TDC, Textured Driftwood-TDW and Textured Brown Sugar-TBS.

**CARB Compliant:** Core materials comply with Phase 2 of CARB's formaldehyde emission limits of composite wood materials.

## Double Pedestal Desk

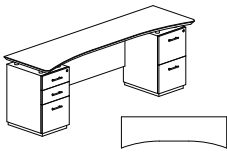


STED72BF

- 1 5/8" thick surface with knife edge profile
- Stand-offs are chrome and ship with pedestals
- 1/2 height recessed acrylic modesty panel included
- Drawer pulls are standard in Chrome

Model No.	Description	Dimensions	Weight	List Price
STED72B	72" Desk with (2) Box/Box/File Pedestals	72"W x 39"D x 29 1/2"H	253	2,227.00
STED72F	72" Desk with (2) File/File Pedestals	72"W x 39"D x 29 1/2"H	253	2,227.00
STED72BF	72" Desk with (1) Box/Box/File and (1) File/File Pedestals	72"W x 39"D x 29 1/2"H	253	2,227.00

## Double Pedestal Credenza

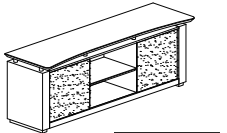


STEC72BF

- 1 5/8" thick surface with knife edge profile
- Drawer pulls are standard in Chrome
- Matching laminate modesty panel is recessed 2 1/2" and provides 16 1/4" of knee clearance
- Stand-offs are Chrome and ship with pedestals

Model No.	Description	Dimensions	Weight	List Price
STEC72B	72" Credenza with (2) Box/Box/File Pedestals	72"W x 23"D x 29 1/2"H	216	1,770.00
STEC72F	72" Credenza with (2) File/File Pedestals	72"W x 23"D x 29 1/2"H	216	1,770.00
STEC72BF	72" Credenza with (1) Box/Box/File and (1) File/File Pedestals	72"W x 23"D x 29 1/2"H	216	1,770.00

## Low Wall Cabinet

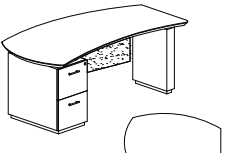


STLC72


- 1 5/8" thick surface with knife edge profile
- Features Acrylic doors that slide effortlessly in Aluminum door tracks
- Each cabinet compartment includes one shelf
- Shelves are adjustable in 1/4" increments
- Back panel features a mouse hole for wall access in each compartment
- Shelves contain corner mouse hole for vertical cable management

Model No.	Description	Dimensions	Weight	List Price
STLC84	84" Low Wall Cabinet with Acrylic Doors	84"W x 23"D x 29 1/2"H	243	1,488.00
STLC72	72" Low Wall Cabinet with Acrylic Doors	72"W x 23"D x 29 1/2"H	229	1,355.00

## Single Pedestal Desk



STLD72F

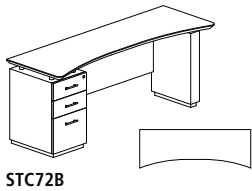


STRD72B

- 1 5/8" thick surface with knife edge profile
- Stand-offs are chrome and ship with pedestals
- 1/2 height recessed acrylic modesty panel included
- Drawer pulls are standard in Chrome

Model No.	Description	Dimensions	Weight	List Price
STRD72B	72" Right Handed Desk with (1) Box/Box/File Pedestal	72"W x 36"D x 29 1/2"H	195	1,621.00
STRD72F	72" Right Handed Desk with (1) File/File Pedestal	72"W x 36"D x 29 1/2"H	195	1,621.00
STRD66B	66" Right Handed Desk with (1) Box/Box/File Pedestal	66"W x 30"D x 29 1/2"H	187	1,564.00
STRD66F	66" Right Handed Desk with (1) File/File Pedestal	66"W x 30"D x 29 1/2"H	187	1,564.00
STLD72B	72" Left Handed Desk with (1) Box/Box/File Pedestal	72"W x 36"D x 29 1/2"H	195	1,621.00
STLD72F	72" Left Handed Desk with (1) File/File Pedestal	72"W x 36"D x 29 1/2"H	195	1,621.00
STLD66B	66" Left Handed Desk with (1) Box/Box/File Pedestal	66"W x 30"D x 29 1/2"H	187	1,564.00
STLD66F	66" Left Handed Desk with (1) File/File Pedestal	66"W x 30"D x 29 1/2"H	187	1,564.00

Single Pedestal Credenza

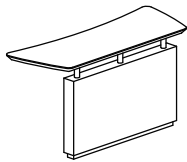


- 1½" thick surface with knife edge profile
- Stand-offs are Chrome and ship with pedestals

- 1/2 height recessed laminate modesty panel included
- Drawer pulls are standard in Chrome

Model No.	Description	Dimensions	Weight	List Price
STC72B	72" Credenza with (1) Box/Box/File Pedestals	72"W x 24"D x 29½"H	175	1,281.00
STC72F	72" Credenza with (1) File/File Pedestals	72"W x 24"D x 29½"H	175	1,281.00
STC66B	66" Credenza with (1) Box/Box/File Pedestals	66"W x 24"D x 29½"H	175	1,281.00
STC66F	66" Credenza with (1) File/File Pedestals	66"W x 24"D x 29½"H	175	1,281.00

Non-Handed Bridge



- 1½" thick surface with knife edge profile
- Non-handed, mounts to either left or right side of single pedestal Desk

- Not free-standing. Requires connection to single ped Desk and single ped Credenza
- Full height laminate modesty wall included

Model No.	Description	Dimensions	Weight	List Price
STEB	48" Curved Bridge	48"W x 21¾"D x 29½"H	76	492.00

Sterling Height-Adjustable Bridge



STEBH2

- Sterling Height-Adjustable Bridge includes (1) STET48 Bridge 1½" surface with knife profile, (1) 2-Stage ML-Series Height-Adjustable Base with (1) pair of 18" feet with bracket, or (1) 3-stage ML Series Height-Adjustable Base with (1) pair of 18" feet with brackets

- Laminate options: Textured Brown Sugar-TBS, Textured Mocha-TDC and Textured Driftwood-TDW

- No modesty panel when using the Height-Adjustable Base

- Freestanding Bridge not attached to Credenza and Desk

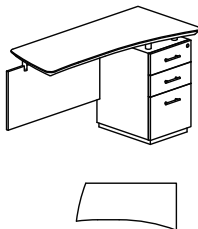
- Leave 1" clearance on each side between Desk or Credenza and Bridge when assembled to allow table to move free of obstruction



STEBH3

Model No.	Description	Dimensions	Weight	List Price
STEBH2	48" Curved Bridge with 2-Stage Height-Adjustable Base	48"W x 21¾"D x 28" - 47.6"H	110	1,103.00
STEBH3	48" Curved Bridge with 3-Stage Height-Adjustable Base	48"W x 21¾"D x 24½" - 50"H	116	1,208.00

Single Pedestal Desk Return



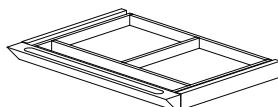
STERR48B

- 1½" thick surface with knife edge profile
- Stand-offs are Chrome and ship with pedestals

- 1/2 height recessed acrylic modesty panel included
- Drawer pulls are standard in Chrome

Model No.	Description	Dimensions	Weight	List Price
STERR48B	Right Handed Desk with (1) Box/Box/File Pedestal	48"W x 24"D x 29½"H	120	997.00
STERR48F	Right Handed Desk with (1) File/File Pedestal	48"W x 24"D x 29½"H	120	997.00
STERL48B	Left Handed Desk with (1) Box/Box/File Pedestal	48"W x 24"D x 29½"H	120	997.00
STERL48F	Left Handed Desk with (1) File/File Pedestal	48"W x 24"D x 29½"H	120	997.00

Center Drawer



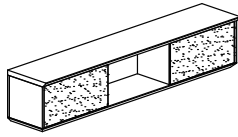
- Solid wood frame construction
- Drawer operates smoothly on full-extension ball bearing suspension

- Available in Graphite with Black drawer front only
- Compatible with Sterling Desks only
- Center Drawer will not work with Sterling Credenzas

Model No.	Description	Dimensions	Weight	List Price
ACD	Center Drawer	25"W x 18"D x 2"H	13	191.00

# Sterling Series

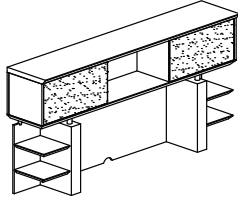
## Wall Mounted Hutch



- Hutch comes with acrylic sliding doors
- Wall mounting brackets included
- Maximum 150 lb. weight capacity

Model No.	Description	Dimensions	Weight	List Price
STEH72	72" Wall Mounted Hutch with Acrylic Doors	72"W x 16½"D x 16½"H	148	810.00
STEH66	66" Wall Mounted Hutch with Acrylic Doors	66"W x 16½"D x 16½"H	140	743.00

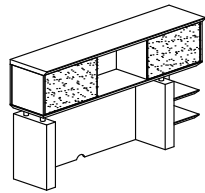
## Hutch (Double)



- Hutch ships fully assembled
- Designed for a double pedestal Credenza
- Features Acrylic doors that slide effortlessly in aluminum door tracks
- Hutch support comes with two multipurpose shelves on each side
- 1½" thick top treatment with knife edge detail

Model No.	Description	Dimensions	Weight	List Price
STEDPH72	72" Hutch with (2) Shelves	72"W x 16½"D x 41½"H	295	1,251.00

## Hutch (Single)



- Designed for a single pedestal Credenza
- Cabinet body ships fully assembled
- Features Acrylic doors that slide effortlessly in aluminum door tracks
- Unique design allows cabinet supports to be installed on either the left or the right
- 1½" thick top treatment with knife edge detail
- 24½" of clearance provided between work surface and cabinet bottom

Model No.	Description	Dimensions	Weight	List Price
STESPH72	72" Non-Handed Hutch	72"W x 16½"D x 41½"H	215	1,215.00
STESPH66	66" Non-Handed Hutch	66"W x 16½"D x 41½"H	205	1,118.00

## STERLING SERIES MIX-N-MATCH STORAGE OPTIONS

### ABOVE SURFACE COMPONENTS

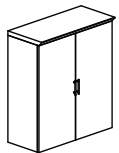
- 1½" thick top treatment with knife edge profile
- Each cabinet includes two (2) shelves
- Back panel features a mouse hole for wall access
- Door pulls are standard in Chrome
- Shelves are adjustable in 1¼" increments
- Shelves contain a cut in the corner for vertical cable management

## Storage Cabinet with Acrylic Doors



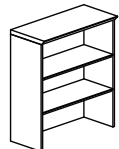
Model No.	Description	Dimensions	Weight	List Price
STSCAD	36" Storage Cabinet with Acrylic Doors	36"W x 15½"D x 41½"H	107	952.00

## Storage Cabinet with Wood Doors



Model No.	Description	Dimensions	Weight	List Price
STSCWD	36" Storage Cabinet with Wood Doors	36"W x 15½"D x 41½"H	101	783.00

## 3-Shelf Bookcase




Model No.	Description	Dimensions	Weight	List Price
STSCB3	36" 3 Shelf Bookcase	35½"W x 15½"D x 41½"H	89	483.00

## FREESTANDING STORAGE UNITS

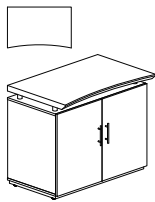
- Cabinets ship fully assembled. Top surface attaches easily with Chrome stand-offs
- Cabinets can support above surface storage components
- Each cabinet includes one (1) shelf (STELF has no shelf)
- Back panels feature a mouse hole for wall access (STELF has no wall access)
- All side edge profiles are straight
- Hand-crafted, 1½" thick surfaces with knife edge profile
- Door/Drawer pulls are standard in Chrome
- Shelves are adjustable in 1¼" increments
- Shelves contain mouse hole for vertical cable management

Lateral File  

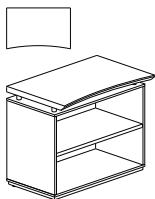
- Locks are keyed alike



Model No.	Description	Dimensions	Weight	List Price
STELF	36" Freestanding 2 Drawer Lateral File	36"W x 23"D x 29½"H	188	994.00

Freestanding Wood Door Storage Cabinet  

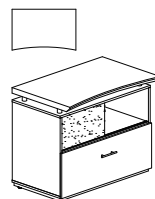
Model No.	Description	Dimensions	Weight	List Price
STESC	36" Freestanding Wood Storage Cabinet	36"W x 23"D x 29½"H	118	763.00

Freestanding 2 Shelf Bookcase  

Model No.	Description	Dimensions	Weight	List Price
STEB2	36" Freestanding 2 Shelf Bookcase	36" W x 23" D x 29½" H	103	561.00

Lateral File with Sliding Acrylic Door  

- Locks are keyed alike

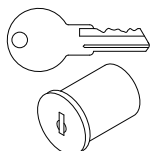


Model No.	Description	Dimensions	Weight	List Price
STEC	Single Lateral File with Acrylic Door	36" W x 23" D x 29½" H	160	915.00

NOTE: Recommended under-cabinet LED Task Light is model EZDP.  
Other LED Task/Desk lighting is available in the Ergonomics section page 276.

REPLACEMENT LOCK CORES  

- Allows pedestals and laterals to be keyed uniquely for up to fifteen different workstations
- Master key available
- Must purchase a core removal tool to change locks cores



Model No.	Description	Weight	List Price
REALCC0311 through REALCC0325	Replacement Core with Keys, Silver	1	24.00
REALCRK	Core Removal Tool	1	24.00
REALCMK	Master Key	1	24.00



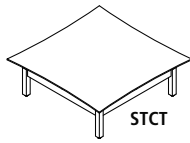
# Sterling Occasional Tables

## STERLING OCCASIONAL TABLES

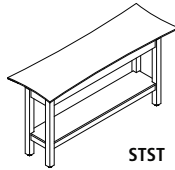
- Hand-crafted, 1 1/8" thick surface with knife edge profile
- Chrome stand-offs

- STST and STET have lower storage shelf

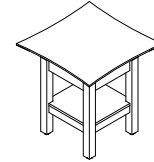
Model No.	Description	Dimensions	Weight	List Price
STCT	Sterling Coffee Table	48"W x 48"D x 16"H	96	625.00
STST	Sterling Sofa Table	58"W x 19"D x 30"H	76	499.00
STET	Sterling End Table	24"W x 24"D x 25"H	48	371.00



STCT



STST



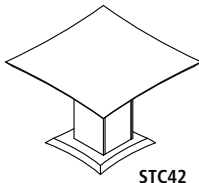
STET

## STERLING CONFERENCE FURNITURE

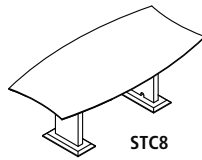
- Hand-Crafted, 1 1/8" thick surface with knife edge detail
- Conference table legs have cable chimney for concealed cable management from surface to floor

- Tables longer than 8' have multi-piece surfaces
- Surface and base ships separately

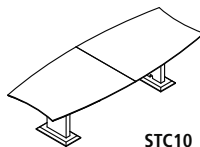
Model No.	Description	Dimensions	Weight	List Price
STC42	Sterling 42" Conference Table	42"W x 42"D x 29 1/2"H	128	730.00
STC8	Sterling 8' Conference Table	96"W x 42"D x 29 1/2"H	183	1,625.00
STC10	Sterling 10' Conference Table	120"W x 48"D x 29 1/2"H	280	1,785.00
STC12	Sterling 12' Conference Table	144"W x 48"D x 29 1/2"H	342	2,195.00
STC14	Sterling 14' Conference Table	168"W x 48"D x 29 1/2"H	374	2,465.00
STC16	Sterling 16' Conference Table	192"W x 48"D x 29 1/2"H	428	2,954.00
AVPB	Presentation Board	48"W x 2 3/4"D x 48"H	113	986.00



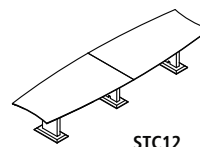
STC42



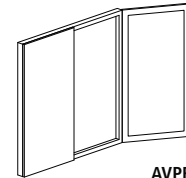
STC8



STC10

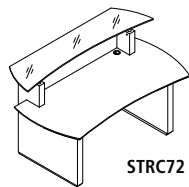


STC12



AVPB

## Sterling Reception Furniture



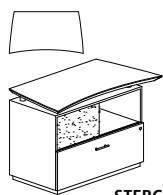
STRC72

- 1/2" thick frosted glass transaction counter
- Hand-crafted, 1 1/8" thick surface with knife edge profile
- Reception Station comes with a center drawer

- Pedestals may be slid under surface for storage
- Free standing storage returns are available
- 72" Reception Station can use either one pedestal or one lateral file

Model No.	Description	Dimensions	Weight	List Price
STRC72	Sterling Reception - No Pedestals	72"W x 37 1/2"D x 42 3/4"H	313	2,247.00
STG33	Sterling Reception with 1 B/B/F	72"W x 37 1/2"D x 42 3/4"H	386	2,913.00
STG34	Sterling Reception with Single Drawer Lateral File Cabinet	72"W x 80 1/2"D x 42 3/4"H	473	3,346.00
STRC96	Sterling Reception - No Pedestals	96"W x 37 1/2"D x 42 3/4"H	328	2,574.00
STG30	Sterling Reception with 1 B/B/F and 1 F/F	96"W x 37 1/2"D x 42 3/4"H	459	3,905.00
STG31	Sterling Reception with 1 B/B/F and Single Drawer Lateral File Cabinet	96"W x 80 1/2"D x 42 3/4"H	546	4,339.00

## Lateral File with Sliding Acrylic Door for Reception

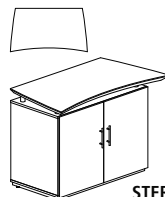


STERC

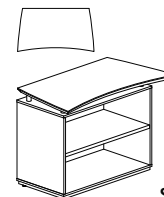
Model No.	Description	Dimensions	Weight	List Price
STERC	Reception Lateral File with Sliding Acrylic Door	43"W x 24"D x 24 1/2"H	160	1,099.00
STERCLF	36" Freestanding 2 Drawer Lateral File	36"W x 23"D x 24 1/2"H	188	1,177.00
STERCSC	36" Freestanding Wood Storage Cabinet	36"W x 23"D x 24 1/2"H	118	947.00
STERC2	36" Freestanding 2 Shelf Bookcase	36"W x 23"D x 24 1/2"H	103	745.00



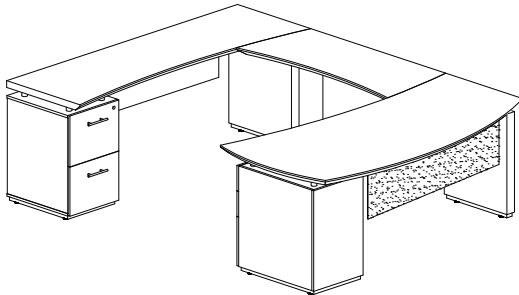
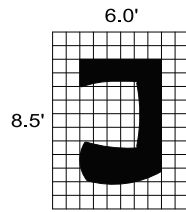
STERCLF



STERCSC



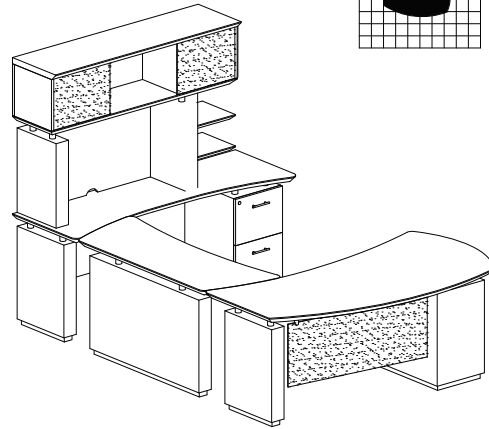
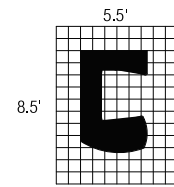
STERC2



**STERLING TYPICAL #1**

Consists of:

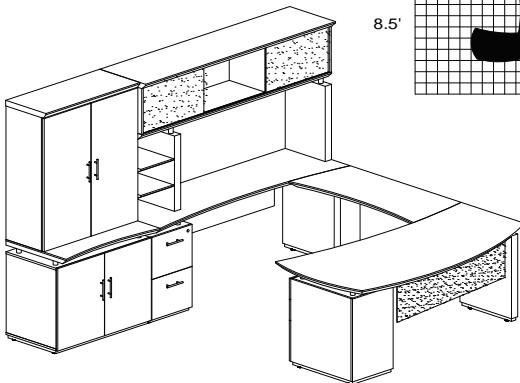
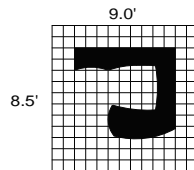
QTY.	MODEL NO.	DESCRIPTION	LIST PRICE EACH
1	STRD72B	72" Right Handed Desk with (1) B/B/F Pedestal	1,621.00
1	STEB	48" Curved Bridge	492.00
1	STC72F	72" Credenza with (1) F/F Pedestal	1,281.00
1	ACD	Center Drawer	191.00
<b>STL1</b>			<b>3,583.00</b>



**STERLING TYPICAL #4**

Consists of:

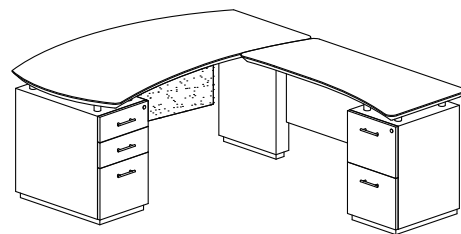
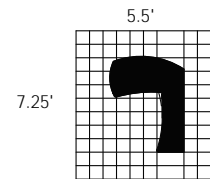
QTY.	MODEL NO.	DESCRIPTION	LIST PRICE EACH
1	STLD66B	66" Left Handed Desk with (1) B/B/F Pedestal	1,564.00
1	STEB	48" Curved Bridge	492.00
1	STC66F	66" Credenza with (1) F/F Pedestal	1,281.00
1	ACD	Center Drawer	191.00
1	STESPH66	66" Non-Handed Hutch	1,118.00
<b>STL4</b>			<b>4,645.00</b>



**STERLING TYPICAL #6**

Consists of:

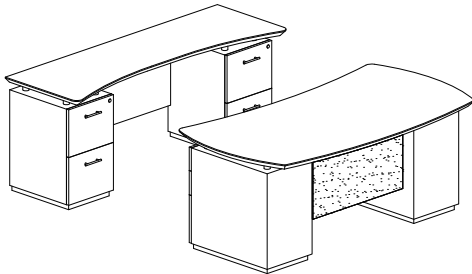
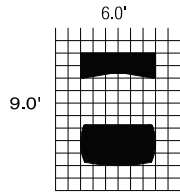
QTY.	MODEL NO.	DESCRIPTION	LIST PRICE EACH
1	STRD72B	72" Right Handed Desk with (1) B/B/F Pedestal	1,621.00
1	STEB	48" Curved Bridge	492.00
1	STC72F	72" Credenza with (1) F/F Pedestal	1,281.00
1	ACD	Center Drawer	191.00
1	STESPH72	72" Non-Handed Hutch	1,215.00
1	STESC	36" Freestanding Wood Storage Cabinet	763.00
1	STSCWD	36" Storage Cabinet with Wood Doors	783.00
<b>STL6</b>			<b>6,344.00</b>



**STERLING TYPICAL #7**

Consists of:

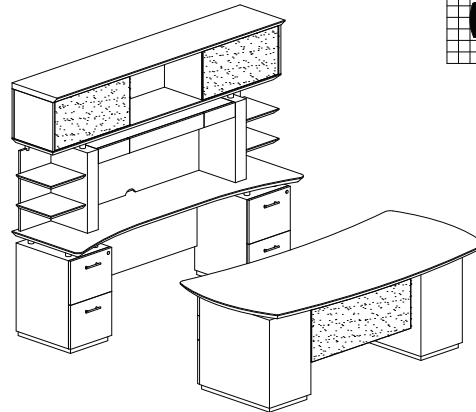
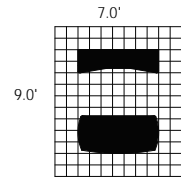
QTY.	MODEL NO.	DESCRIPTION	LIST PRICE EACH
1	STLD66B	66" Left Handed Desk with (1) B/B/F Pedestal	1,564.00
1	ACD	Center Drawer	191.00
1	STERR48F	Right Handed Desk with (1) F/F Pedestal	997.00
<b>STL7</b>			<b>2,751.00</b>



**STERLING TYPICAL #9**

Consists of:

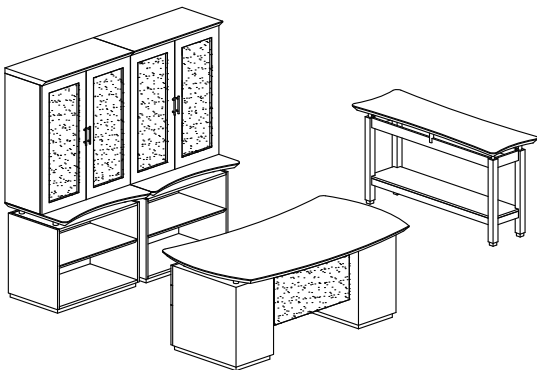
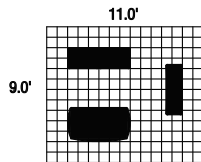
QTY.	MODEL NO.	DESCRIPTION	LIST PRICE EACH
1	STED72B	72" Desk with (2) B/B/F Pedestals	2,227.00
1	STEC72F	72" Credenza with (2) F/F Pedestals	1,770.00
1	ACD	Center Drawer	191.00
<b>STL9</b>			<b>4,188.00</b>



**STERLING TYPICAL #10**

Consists of:

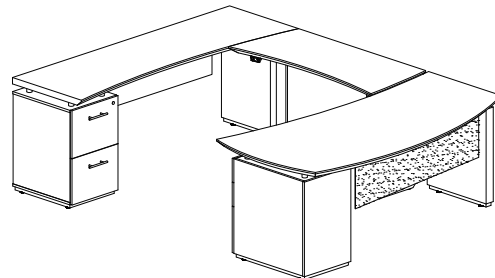
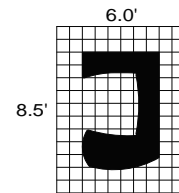
QTY.	MODEL NO.	DESCRIPTION	LIST PRICE EACH
1	STED72B	72" Desk with (2) B/B/F Pedestals	2,227.00
1	STEC72F	72" Credenza with (2) F/F Pedestals	1,770.00
1	ACD	Center Drawer	191.00
1	STEDPH72	72" Hutch with (2) Shelves	1,251.00
<b>STL10</b>			<b>5,438.00</b>



**STERLING TYPICAL #12**

Consists of:

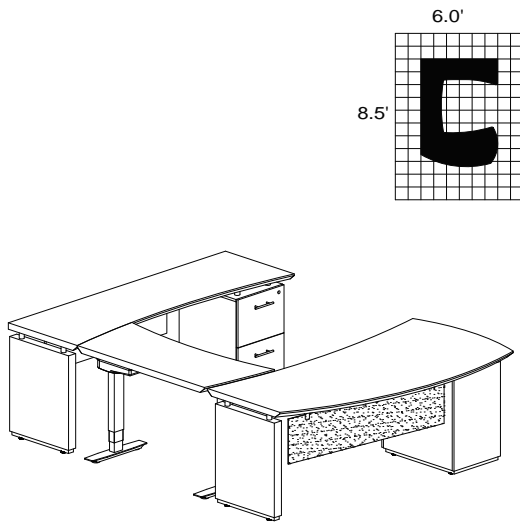
QTY.	MODEL NO.	DESCRIPTION	LIST PRICE EACH
1	STED72B	72" Desk with (2) B/B/F Pedestals	2,227.00
2	STEB2	36" Freestanding 2 Shelf Bookcase	561.00
2	STSCAD	36" Storage Cabinet with Acrylic Doors	952.00
1	ACD	Center Drawer	191.00
1	STST	Sofa Table	499.00
<b>STL12</b>			<b>5,943.00</b>



**STERLING TYPICAL #34**

Consists of:

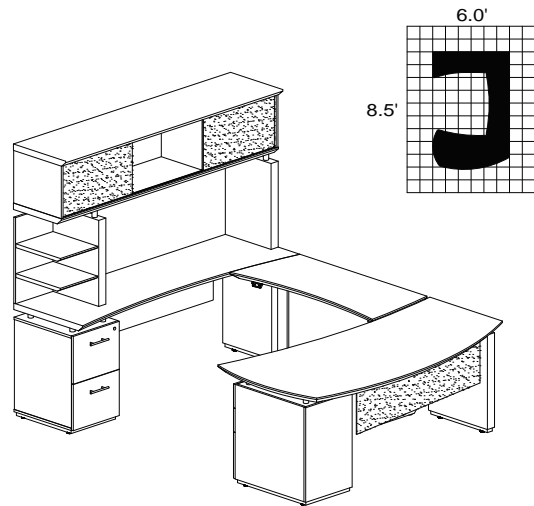
QTY.	MODEL NO.	DESCRIPTION	LIST PRICE EACH
1	STRD72B	72" Right Handed Desk with (1) B/B/F Pedestal	1,621.00
1	STEBH2	48" 2-Stage Height-Adjustable Bridge	1,103.00
1	STC72F	72" Credenza with (1) F/F Pedestal	1,281.00
1	ACD	Center Drawer	191.00
<b>STL34H2</b>			<b>4,217.00</b>



STERLING TYPICAL #39

Consists of:

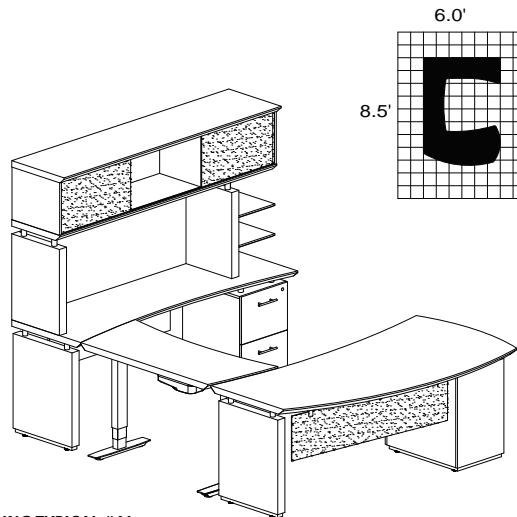
QTY.	MODEL NO.	DESCRIPTION	LIST PRICE EACH
1	STLD72B	72" Left Handed Desk with (1) B/B/F Pedestal	1,621.00
1	STEBH3	48" 3-Stage Height-Adjustable Bridge	1,208.00
1	STC72F	72" Credenza with (1) F/F Pedestal	1,281.00
1	ACD	Center Drawer	191.00
<b>STL39H3</b>			<b>4,240.00</b>



STERLING TYPICAL #40

Consists of:

QTY.	MODEL NO.	DESCRIPTION	LIST PRICE EACH
1	STRD72B	72" Right Handed Desk with (1) B/B/F Pedestal	1,621.00
1	STEBH3	48" 3-Stage Height-Adjustable Bridge	1,208.00
1	STC72F	72" Credenza with (1) F/F Pedestal	1,281.00
1	ACD	Center Drawer	191.00
1	STESPH72	72" Non-Handed Hutch	1,215.00
<b>STL40H3</b>			<b>5,430.00</b>



STERLING TYPICAL #41

Consists of:

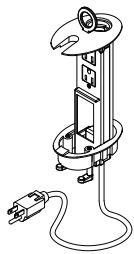
QTY.	MODEL NO.	DESCRIPTION	LIST PRICE EACH
1	STLD72B	66" Left Handed Desk with (1) B/B/F Pedestal	1,621.00
1	STEBH3	48" 3-Stage Height-Adjustable Bridge	1,208.00
1	STC72F	72" Credenza with (1) F/F Pedestal	1,281.00
1	ACD	Center Drawer	191.00
1	STESPH72	72" Non-Handed Hutch	1,215.00
<b>STL41H3</b>			<b>5,539.00</b>

# Power and Data & Handle Options

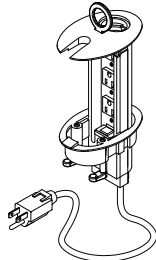
All Power and Data Modules easily field install into Desk and conference table tops, providing a combination of power outlets and data jacks.

- Templates for field installation are included with each power module
- EZSCK available in Black, Silver and White
- Data jacks / couplers not included

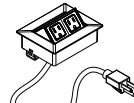
Model No.	Description	Dimensions	Weight	List Price
PMR22	Power and Data Module with 2 Power and 2 Data Outlets (Black)	3"W x 4½"D x 8"H	2	216.00
PMR30	Power Module with 3 Power Outlets (Black)	3"W x 4½"D x 8"H	2	226.00
PM20	Power Module with 2 Power Outlets (Black)	5¾"W x 4¼"D	2	338.00
PM33	Power and USB Module with 2 Power and 2 USB Outlets (Silver or Black)	8¼"W x 4¾"D	4	708.00
EZSCK	Flush Module with 2 power receptacles, 2 USB connectors and 108" plug-in cord	5¼"W x 2"D	6	500.00



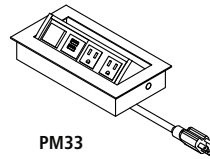
PMR22



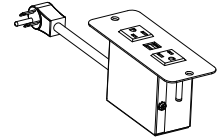
PMR30



PM20



PM33



EZSCK

## GROMMET OPTIONS



- All grommets are field installed

Model No.	Description	Dimensions (Face Plate)	Weight	List Price
F740	Recommended for Desk Tops (Black, Taupe, Ice Gray or Warm Gray)	2¾"W x 2½"D	1	26.00
GMT1	Recommended for Conference Table and Desk Tops (Black)	3½"W x 2"D	1	29.00
GMT2	Recommended for Conference Tabletops (Black)*	6¼"W x 3¼"D	1	29.00
REALS099	Recommended for Conference Tabletops (Silver)*	6¼"W x 3¼"D	1	26.00
REALS100	Recommended for Conference Table and Desktops (Silver)	2¾"D	1	26.00

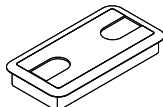
\* Is not recommended for Corsica® Conference Tabletops



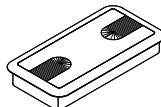
F740



GMT1



GMT2



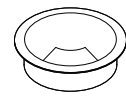
REALS099



REALS100



REALS104



REALS276

## HANDLE OPTION FOR DESKS AND STORAGE SERIES



Model No.	Description	Dimensions	Finish	List Price
REALS010	Napoli®*	7"W, with 6¼" Center	Satin Nickel	20.00
REALS011	Napoli®*	7"W, with 6¼" Center	Black	20.00
REALS191	Aberdeen®, Sorrento*	7"W, with 5" Center	Satin Nickel	20.00
REALS285	Aberdeen®, Sorrento*	6½"W, with 5" Center	Satin Nickel	22.00

\*Limited quantities available.



CP3



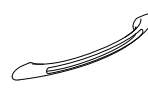
CP6



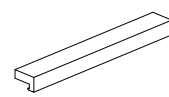
REALS010



REALS011



REALS191



REALS285



There are many features to consider when selecting the perfect chair to suit your needs. The following symbols will help you choose the features that are right for you. These symbols are used throughout this pricer to help quickly identify each chair's features. The descriptions of the features shown are meant to be general explanations. The actual functions of the features may vary slightly between chair series.



**Seat Height Adjustment**

Quick and easy adjustment regulates height of chair relative to the floor.



**Back Height Adjustment**

Simple lift motion positions lumbar support within a fixed range to alleviate back stress.



**Seat Depth Adjustment**

Positions chair back relative to seat reproducing pressure on the buttocks and thighs for both taller and shorter users.



**Seat Glide Mechanism**

Seat cushion travels forward and back, then locks into position.



**360° Swivel**

Chair rotates a full 360° in either direction for ease of motion. Standard on every executive and task chair.



**Tilt**

Pivot point located directly above center of chair base (White dot indicates pivot point).




**Mid-Range Knee Tilt**

Pivot point located slightly ahead of center of chair base (White dot indicates pivot point). Allows user to recline at a slightly more relaxed angle than conventional center tilt.



**Knee Tilt**

Pivot point located near front edge of chair (White dot indicates pivot point). Allows user to keep feet flat on floor while chair reclines.



**Synchronized Knee Tilt**

Back reclines at a 2-to-1 ratio to seat angle. Pivot point located near front edge of chair base (White dot indicates pivot point).



**Dual-Action Tilt**

Back reclines at a 2-to-1 ratio to seat angle. Allows user to recline while keeping seat cushion relatively level to floor (White dot indicates pivot point).



**Tilt Tension**

Controls rate and ease with which chair reclines to different weight and strength of users.




**Tilt Lock**

Locks tilt function when chair is in upright position.



**Posture Lock**

Back angle adjusts independently of seat, and can be locked in an infinite number of positions within a fixed range.



**Multi-Task Control**

Adjusts seat and back angles with a single lever (infinite number of positions within a fixed range).



**Asynchronous Control**

Three levers modify:

- Angle of back relative to seat
- Tilt (free float or infinite locking within a fixed range)
- Forward tilt (for keyboard intensive applications)



**Dual-Clutch Posture Control**

Adjusts seat and back angles independently with a two levers for infinite number of positions within a fixed range (White dot indicates pivot point).




**Variable Synchro-Tilt**

Back reclines at a 2-to-1 ratio to seat. Chair can tilt freely, or lock in five positions. "Forward angle" control provides an extra 6° in the range of motion.



**Inverse Synchro-Tilt**

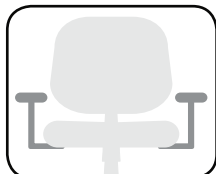
With automatic tension control operation for better circulation. "Zero tilt" seat front helps keep feet on the floor when reclining. Tilt lever controls range of motion.



**Integral Lumbar Support**

Easily adjust to enhance comfort.

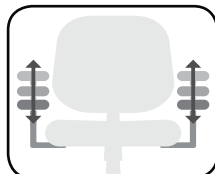
**Arm Options**



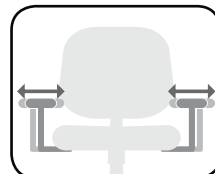
Fixed Position Arms



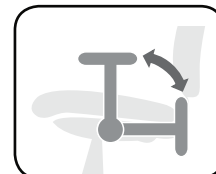
Loop Arms



Adjustable-Height Arms



Adjustable-Width Arms



Breakaway Arms

# Seating - Fabric Grade Program

Office Suites

Seating

Tables

Desks

Meeting Essentials

Personal Organization

Ergonomics

High Density Storage

Storage & Filing

Facilities

Technology Furniture

Art & Engineering

## GRADE 01

### BANGLE - Momentum

BE01 CORK  
BE02 GRANITE  
BE03 BALTIC  
BE04 ORCHID  
BE05 TEAK  
BE06 SUEDE  
BE07 SABLE

### BENDAY - CULP

BN01 CHALK  
BN02 TIMBER  
BN03 BEACHGRASS  
BN04 SCAMPI  
BN05 RIVER  
BN06 NEWSPRINT

### CITY PARK - CULP

CP01 BIRCH BARK  
CP02 CORK  
CP03 WALNUT  
CP04 KIWI  
CP05 MARIGOLD  
CP06 TOMATO  
CP07 BLUE MOON  
CP08 STEELY GRAY  
CP09 DOMINO

### DILLON - CULP

DL01 LUGGAGE  
DL02 BUFF  
DL03 JAVA  
DL04 SAGE  
DL05 FIESTA  
DL06 LIPSTICK  
DL07 OCEAN  
DL08 STRATUS  
DL09 Black  
DL10 RECYCLED LEATHER

### EXPO - Momentum

EX01 LATTE  
EX02 LEMON  
EX03 OASIS  
EX04 SPROUT  
EX05 LEAF  
EX06 ZEST  
EX07 SKY  
EX08 SPIRIT  
EX09 FESTIVE  
EX10 RASPBERRY  
EX11 VIOLA  
EX12 FOG  
EX13 TUXEDO

### FINE TUNE - CULP

FT01 LUNA  
FT02 WHEAT  
FT03 COCOA  
FT04 HERB  
FT05 TANGELO  
FT06 RUBY  
FT07 INDIGO  
FT08 ASH  
FT09 ONYX

## FUSE - Momentum

FS01 PEPPER  
FS02 CARMINE  
FS03 WALNUT  
FS04 CRESS  
FS05 LUNAR  
FS06 MOREL  
FS07 AZUREAN

### HABIT - Momentum

HT01 KINDLE  
HT02 ASPEN  
HT03 DUNE  
HT04 SALT  
HT05 PIER  
HT06 BLUEPRINT  
HT07 TAILOR

### HIGH COTTON - CULP

HC01 KHAKI  
HC02 COFFEE  
HC03 EVERGREEN  
HC04 CORDOVAN  
HC05 STEEL

### INSIGHT - Momentum

IN04 EGGPLANT  
IN05 PORT  
IN06 BLOND  
IN07 FOSSIL  
IN08 MIDNIGHT  
IN10 PERIWINKLE  
IN11 REAL RED  
IN12 SUMMIT  
IN13 EBONY  
IN14 WASABI  
IN15 BARK  
IN16 SHALE  
IN17 PEPPER

### ORIGIN - Momentum

OR01 ECO  
OR03 SAPPHIRE  
OR04 INDIGO  
OR05 SODALITE  
OR07 AMETHYST  
OR09 GARNET  
OR10 SYSTEM  
OR11 IRON  
OR12 STEEL  
OR13 JET  
OR14 AVALON  
OR15 MIKAN  
OR16 MALT

### PERK - Momentum

PE01 PATRIOT  
PE02 SESAME  
PE03 CEDAR  
PE04 DIJON  
PE05 PEWTER  
PE06 CABANA  
PE07 AUBURN  
PE08 CRIMSON  
PE09 WALNUT  
PE10 REGAL  
PE11 FLINT  
PE12 EBONY

## SYNTAX - Momentum

SX01 CAMEL  
SX02 PLANT  
SX03 TURQUOISE  
SX04 FLARE  
SX05 SHALE  
SX06 PEWTER  
SX07 NECTAR  
SX08 TIGER EYE  
SX09 COCOA  
SX10 HUDSON  
SX011 STEEL  
SX012 ASPHALT  
SX013 CARMINE

### VINYL - Enduratex

VN01 FOREST GREEN  
VN03 ALASKAN NIGHT  
VN04 ROYAL BLUE  
VN07 BORDEAUX  
VN08 ROYAL RED  
VN12 MOONBEAM  
VN15 CHESTNUT  
VN16 ST. THOMAS DUSK  
VN17 DOVE  
VN18 Black  
VN19 SNOW White  
VN21 OCEAN STORM  
VN25 CAPPUCCINO

### WINSLOW - CULP

WI01 PUTTY  
WI02 FUDGE  
WI03 BLAZE  
WI04 DEEP RED  
WI05 BLUE CHIP  
WI06 MINERAL  
WI07 JET

## GRADE 02

### BEELINE VINYL - Momentum

BL01 PORTOBELLO  
BL02 GEYSER  
BL03 CORK  
BL04 FORGE

### CANTER - Momentum

CE01 ANCHO  
CE02 SAND  
CE03 SADDLE  
CE04 CHESTNUT  
CE05 EARTH  
CE06 SAFARI  
CE07 ALFALFA  
CE09 NIGHT  
CE10 MICA  
CE12 SABLE  
CE13 ONYX  
CE14 IRON  
CE15 NIMUS  
CE16 SUMAC

### CANYON - Douglass

CA02 CORDOVAN  
CA04 GREYSTONE  
CA05 MUDSLIDE  
CA06 NIGHTFALL  
CA07 NUGGET  
CA08 NUTMEG  
CA09 PUMPKIN  
CA10 RED ROCK  
CA11 OATMEAL  
CA12 DEVON  
CA13 PAVEMENT  
CA14 ATLANTIC  
CA15 RUSTIC

### CURRENT - Momentum

CU01 BIRCH  
CU02 PECAN  
CU03 MOSS  
CU04 ESPRESSO

### DOTCOM VINYL - Culp

DM01 NUDE  
DM02 White  
DM03 FAWN  
DM04 COLA  
DM05 COIN  
DM06 Black  
DM07 GRAY  
DM08 PLATINUM  
DM09 BATIK  
DM10 RIVER  
DM11 LAWN  
DM12 HONEY  
DM13 CINNABAR  
DM14 CLAY

### EPIC - Momentum

EP01 PEARL  
EP02 KIWI  
EP03 AZURE  
EP04 SLICE

## FREE - Momentum

FR01 PLATINUM  
FR02 EVENING  
FR03 PEARL  
FR04 ORBIT

### HATHAWAY VINYL - Culp

HY01 APPLE  
HY02 AQUA  
HY03 CAFE  
HY04 DESERT  
HY05 ELECTRIC BLUE  
HY06 FIRE  
HY07 FOG  
HY08 GRAPE  
HY09 LEMON  
HY10 MAROON  
HY11 NAVY  
HY12 NICKEL  
HY13 OCEAN  
HY14 ONYX  
HY15 RASPBERRY  
HY16 ROOT BEER  
HY17 SMOKY  
HY18 TANGERINE  
HY19 White

### INFINITY - Momentum

IY01 STUCCO  
IY02 DOVE  
IY03 PUMICE  
IY04 LEMONGRASS  
IY05 VANILLA  
IY06 LINKS  
IY07 SABLE  
IY08 BARLEY  
IY09 ATOLL  
IY10 MAIZE  
IY11 VINE  
IY12 RINSE  
IY13 ASTER  
IY14 PAPAYA  
IY15 BEYOND  
IY16 MACINTOSH  
IY17 BERRY  
IY18 HYACINTH  
IY19 ALUMINUM  
IY20 TYRIAN  
IY21 TERRAIN  
IY22 UMBER  
IY23 GULL  
IY24 PEWTER  
IY25 JAVA  
IY26 GRAPHITE

### KNACK - Momentum

KN01 TEAK  
KN02 WAVE  
KN03 FRESCO  
KN04 FILAMENT

### LINEUP - Momentum

LI01 SANDSTONE  
LI02 FERN  
LI03 BALTIC  
LI04 SPICE  
LI05 PEWTER

## MARATHON - Momentum

MN01 POLLEN  
MN02 SPRITE  
MN03 OATS  
MN04 WREN  
MN05 OZ  
MN06 CURRY  
MN07 FLAX  
MN08 HERB  
MN09 CARVEL  
MN10 MARIGOLD  
MN11 FOLIAGE  
MN12 CYAN  
MN13 ALERT  
MN14 LANTERN  
MN15 VIVACIOUS  
MN16 FLOURITE  
MN17 RAIN  
MN18 TOILE  
MN19 CHILI  
MN20 DEEP  
MN21 CLAY  
MN22 SUNSET  
MN23 TINT  
MN24 VIOLET  
MN25 RIDGE  
MN26 ARBOR  
MN27 PINOT  
MN28 STORM  
MN29 NOIR  
MN30 CLOVE

### MILLENNIUM - Momentum

MM01 CLEAN  
MM02 ELECTRIC  
MM03 CRISP  
MM04 SPARK  
MM05 ZINC  
MM06 NECTAR  
MM07 PERIDOT  
MM08 PLATEAU  
MM09 SAFARI  
MM10 COPPER  
MM11 PYRITE  
MM12 POOL  
MM13 VOYAGE  
MM14 AGLOW  
MM15 CASCADE  
MM16 THRILL  
MM17 ORCHID  
MM18 COASTAL  
MM19 TANZANITE  
MM20 AMBER  
MM21 SAPPHIRE  
MM22 STEEL  
MM23 ANCHOR  
MM24 MONUMENT  
MM25 CAVERN  
MM26 CERISE  
MM27 MOCHA  
MM28 GEODE  
MM29 ONYX

**ODYSSEY - Momentum**

- 0Y01 SKIM
- 0Y02 SMITH
- 0Y03 LINEN
- 0Y04 DIJON
- 0Y05 EMERALD
- 0Y06 CRAFT
- 0Y07 LIVELY
- 0Y08 INLET
- 0Y09 CRUISE
- 0Y10 KISS
- 0Y11 PRIMARY
- 0Y12 WESTERN
- 0Y13 AMP
- 0Y14 MARITIME
- 0Y15 INK
- 0Y16 SANGRIA
- 0Y17 CAPTAIN
- 0Y18 TINGE
- 0Y19 NETTLE
- 0Y20 OLIVER
- 0Y21 BREEZE
- 0Y22 CEDAR
- 0Y23 FOSSIL
- 0Y24 RUE
- 0Y25 ALLOY
- 0Y26 ROAST
- 0Y27 OPAQUE
- 0Y28 CARBON
- 0Y29 EGGPLANT
- 0Y30 IRIS

**PERSUASION - Douglass**

- PR02 AUBERGINE
- PR04 BEET
- PR05 BISQUE
- PR06 BLUEBERRY
- PR07 BUTTERSCHOTCH
- PR08 CAFÉ
- PR09 CHIFFON
- PR10 CHINA RED
- PR11 CITRONELLA
- PR12 CURRY
- PR14 IRON
- PR15 JALAPENO
- PR16 MAIZE
- PR17 MATADOR
- PR18 MERIDIAN
- PR19 ONYX
- PR21 PUMPERNICKEL
- PR22 SAND
- PR24 MINK
- PR25 LIMON
- PR26 BADGER
- PR27 OTTER
- PR28 TIGERLILY
- PR29 CONCRETE
- PR30 PEAPOD
- PR31 SKY DIVE
- PR32 CORTEZ

**PHOENIX VINYL - Douglass**

- PH03 CAVIAR
- PH04 CHOCOLATE CHIP
- PH05 CHUTNEY
- PH06 DRIZZLE
- PH07 FOG
- PH09 OCHRE
- PH10 OUTBACK

- PH11 RUBY
- PH12 SNOWFLAKE
- PH13 WILLOW
- PH14 ROPE
- PH15 CHERRY
- PH16 CHESTNUT
- PH17 POSEIDON
- PH18 RHINO

**PROPENSITY - Moment**

- PP01 CLOUD 9
- PP02 AMBER
- PP03 MUSHROOM

**TRADITION - Momentum**

- TN01 SOY
- TN02 GRAIN
- TN03 SUN
- TN04 SPROUT
- TN05 ASH
- TN06 MILLER
- TN07 LATTE
- TN08 FROND
- TN09 KELLY
- TN10 FLIRT
- TN11 SOAR
- TN12 TANGO
- TN13 ISLE
- TN14 PEEL
- TN15 CLASS
- TN16 JAZZ
- TN17 SPICED
- TN18 WASH
- TN19 THEATER
- TN20 STERLING
- TN21 MIST
- TN22 PLATED
- TN23 REGAL
- TN24 WELD
- TN25 BRANCH
- TN26 DISTANT
- TN27 SLY
- TN28 MALBEC
- TN29 HIDDEN

**VIA - Momentum**

- VI01 CORNSILK
- VI02 KHAKI
- VI03 SLATE
- VI04 FELDSPAR
- VI05 CAYENNE

**VIBE - Douglass**

- VB01 ALCHEMY
- VB02 BALLPOINT
- VB04 BOMBAY BLUE
- VB06 CITYSCAPE
- VB07 CLEMENTINE
- VB08 CLOVER
- VB09 COCOA
- VB10 CORNSILK
- VB11 FLAX
- VB12 GRASSHOPPER
- VB13 INDIAN SUMMER
- VB14 IRISH LINEN
- VB15 MUSHROOM
- VB17 SUNSET
- VB18 HAMMOCK
- VB19 KERNEL
- VB20 YUKON

- VB21 SORBET
- VB22 GRAPEVINE
- VB23 LIME
- VB24 CORNERSTONE
- VB25 MERMAID
- VB26 ANCHOR

**WHISPER - Douglass**

- WH01 SISAL
- WH02 KHAKI
- WH03 CAMEL
- WH04 White
- WH05 BONE
- WH06 CAPPUCCINO
- WH07 LUGGAGE
- WH08 GRAVEL
- WH09 ANTELOPE
- WH10 ELEPHANT
- WH11 CAVERN MOSS
- WH12 GREEN TEA
- WH13 FOREST
- WH14 LODEN
- WH15 ANTHRACITE
- WH16 PATINA
- WH17 CERULEAN
- WH18 NAVY
- WH19 CINNAMON
- WH20 SALSA
- WH21 BORDEAUX
- WH22 MERLOT
- WH23 CHARCOAL
- WH24 Black
- WH25 NIGHTSHADE
- WH26 Cashew
- WH27 Espresso
- WH28 Cognac
- WH29 Sangre

**GRADE 03**

**AMUSE - Momentum**

- AM01 QUARTZ
- AM02 ADMIRAL
- AM03 ALLOY

**AVENUE - Momentum**

- AV01 CARBON
- AV02 GARDEN
- AV03 SALSA

**BEEP - Momentum**

- BP01 PONTOON
- BP02 FLAX
- BP03 FURNACE
- BP04 BRIDGE
- BP05 GREENLIGHT
- BP06 STEEL
- BP07 JET

**BOBBY - Momentum**

- BY01 AQUA
- BY02 LEMON
- BY03 MOSS
- BY04 IRIS
- BY05 GLOW
- BY06 FUCHSIA
- BY07 ANCHOR

**CLANG - Momentum**

- CL01 MALT
- CL02 FLINT
- CL03 CRESS
- CL04 CLOVE
- CL05 CLARET
- CL06 RAVEN

**COVER CLOTH - Momentum**

- CC01 PLATINUM
- CC02 OAT
- CC03 SORREL
- CC04 CYAN
- CC05 ZEST
- CC06 SAVOR
- CC07 BOUQUET
- CC08 TAUPE
- CC09 VESPER
- CC10 FLAME
- CC11 HICKORY
- CC12 INDIGO
- CC13 GRAPHITE

**EON - Momentum**

- EO01 ARENA
- EO02 GOLDMINE
- EO03 FIRE

- EO04 MINERAL
- EO05 GROVE
- EO06 COVE
- EO07 HUMID
- EO08 ASCENSION
- EO09 OMEGA
- EO10 BLAZE
- EO11 MYSTERY
- EO12 TYPOGRAPHIC

**FAUX FELT - Momentum**

- FF01 STONE
- FF02 PUMICE
- FF03 POOL
- FF04 BERRY
- FF05 PEBBLE
- FF06 QUAIL
- FF07 VIBRANT
- FF08 SPROUT
- FF09 LAGOON
- FF10 BARK
- FF11 CORAL
- FF12 FLANNEL
- FF13 CHARCOAL

**FAUX MO - Momentum**

- FM01 LIMON
- FM02 SHELL
- FM03 STONE
- FM04 WHEAT
- FM05 NICKEL
- FM06 POPPY
- FM07 BARK
- FM08 SKY
- FM09 OAT
- FM10 GRASS
- FM11 LAPIS
- FM12 SAPPHIRE
- FM13 CHARCOAL

**GRID - Momentum**

- GD01 APPLE
- GD02 SUNBEAM
- GD03 CHROME
- GD04 KHAKI
- GD05 GLACIER
- GD06 INDIGO
- GD07 EMBER
- GD08 SCARLET
- GD09 ORCHID
- GD10 SURF
- GD11 FLINT
- GD12 JET

**KINNEY - Momentum**

- KI01 FRAPPE
- KI02 VALENTINE

- KI03 COFFEE
- KI04 MINERAL
- KI05 NECTAR
- KI06 STEEL

**LENS - Momentum**

- LS01 GRAPHITE
- LS02 SAND
- LS03 Silver
- LS04 CRIMSON
- LS05 NAVY

**SKIP - Momentum**

- SP01 ALLOY
- SP02 CAPTAIN
- SP03 CHALK
- SP04 CLEMENTINE
- SP05 COBALT
- SP06 DEEP
- SP07 ELM
- SP08 FLAX
- SP09 FLINT
- SP10 FUSCHIA
- SP11 KEYLIME
- SP12 MUSHROOM
- SP14 ONYX
- SP15 PEWTER
- SP17 RUBY
- SP18 SAFFRON
- SP19 SPARROW
- SP20 SPRITE
- SP21 STRAW
- SP22 TERRIAN
- SP23 VANILLA
- SP24 YACHT
- SP13 NICKEL
- SP16 POOL

**SOLACE - Momentum**

- S001 IVORY
- S002 ALMOND
- S003 EARTH
- S004 CARMINE
- S005 PEAR
- S006 CELADON
- S007 AZUL
- S008 LAPIS
- S009 GILDED
- S010 BLAZE
- S011 NICKEL
- S012 EBONY

**STRUT - Momentum**

- ST01 ASTRAL
- ST02 CHAI
- ST03 GALVANIZE
- ST04 COASTAL
- ST05 ISLE
- ST06 AREA
- ST07 MISSION

### Fabric Grade Program Shipping Information

**Grade 01:** 2 weeks\*  
Grade 01 fabrics are stocked at our GA location. Our goal is to upholster and ship within 7 to 10 days from the receipt of your order.

**Grade 02 and 03:** 3 weeks\*  
Grade 02, and 03 fabric orders are shipped within 2 to 3 weeks from the receipt of fabric from cut yardage suppliers. This program is subject to fabric availability from the fabric mills.

**COM:** 2-3 weeks\*  
Upholstery will be scheduled for production and shipment within 2 to 3 weeks after receipt of sufficient quantities of Customer's Own Material (see COM policy for further details).

\*If you are ordering more than 12 units, please inquire as to availability and/or lead time for upholstery.  
If you are selecting multiple fabric grades, your order will price at Grade 3.



# Sassy® Stack Seating

Office Suites

Seating

Tables

Desks

Meeting Essentials

Personal Organization

Ergonomics







High Density Storage

Storage & Filing

Facilities

Technology Furniture

Art & Engineering


Model #	Description	Fabric Grades/ Model #	List Price Ea.*	List Carton Price	Quantity Per Carton	Actual Weight	S-Parcel Billable Weight	Carton Cube	Freight Class	
<b>Sassy® Series Stack Seating</b>										
<b>4183 Series</b>										
	<b>4183PALG</b> Sassy® Stack, Armless with Glides, Plastic (PALG) Sassy® Stack, Armless with Glides, Upholstered Seat (UALG) Seat Height: 18¼" Seat Size: 18"W x 18"D Back Size: 16½"W x 12¾"H Overall Size: 25½"W x 22¾"D x 34¼"H COM Yardage: 0.75 yds. <b>* Only available to order by Carton.</b>	Plastic	210.50	421.00	2	36	129	12.31	250	
		01	239.50	479.00						
		02	252.50	505.00						
		03	267.50	535.00						
		COM	252.50	505.00						
		<b>4183PALC</b> Sassy® Stack, Armless with Casters, Plastic (PALC) Sassy® Stack, Armless with Casters, Upholstered Seat (UALC) Seat Height: 18¼" Seat Size: 18"W x 18"D Back Size: 16½"W x 12¾"H Overall Size: 25½"W x 22¾"D x 34¼"H COM Yardage: 0.75 yds. <b>* Only available to order by Carton.</b>								
		Plastic	225.50	451.00	2	36	145	12.31	250	
		01	253.50	507.00						
		02	267.50	535.00						
		03	281.50	563.00						
		COM	267.50	535.00						
		<b>4183PWAG</b> Sassy® Stack, with Arms & Glides, Plastic (PWAG) Sassy® Stack, with Arms & Glides, Upholstered Seat (UWAG) Seat Height: 18¼" Seat Size: 18"W x 18"D Back Size: 16½"W x 12¾"H Overall Size: 25½"W x 22¾"D x 34¼"H COM Yardage: 0.75 yds. <b>* Only available to order by Carton.</b>								
		Plastic	239.50	479.00	2	36	145	12.31	250	
		01	267.50	535.00						
		02	281.50	563.00						
		03	295.50	591.00						
		COM	281.50	563.00						
		<b>4183PWAC</b> Sassy® Stack, with Arms & Casters, Plastic (PWAC) Sassy® Stack, with Arms & Casters, Upholstered Seat (UWAC) Seat Height: 18¼" Seat Size: 18"W x 18"D Back Size: 16½"W x 12¾"H Overall Size: 25½"W x 22¾"D x 34¼"H COM Yardage: 0.75 yds. <b>* Only available to order by Carton.</b>								
		Plastic	253.00	506.00	2	36	145	12.31	250	
		01	281.50	563.00						
		02	295.50	591.00						
		03	309.00	618.00						
		COM	295.50	591.00						
		All Sassy Chairs meet CAL 133 Standards, \$50.00 up-charge required per chair for upholstered styles (not available in vinyl).								
PLEASE CHOOSE OPTIONS FROM BELOW:										
Model	Style	Plastic Back	Plastic Seat	Fabric Grade	Fabric	Casters				
4183	PALG-Plastic, Armless with Glides UALG-Upholstered, Armless with Glides PALC-Plastic, Armless with Casters UALC-Upholstered, Armless with Casters PWAG-Plastic, with Arms & Glides UWAG-Upholstered, with Arms & Glides PWAC-Plastic, with Arms & Casters UWAC-Upholstered, with Arms & Casters	BL-Black GS-Grass TU-Turquoise WH-White	BL-Black GS-Grass TU-Turquoise WH-White	01 02 03 COM	See pgs. 144-145 for Grades 01 - 03 fabric swatches	4083 Soft Casters 0000 Standard Carpet Casters				
<b>Example:</b>										
4 1 8 3 +	U W A C +	B L +	B L +	0 2 +	F R 0 3 +	4 0 8 3				
4 1 8 3 +	U A L G +	G S +	G S +	0 3 +	E 0 0 5	(Enter 0000 for Standard Carpet Casters.)				
<b>4183</b> Sassy® Plastic Stack Chair, with Arms & Casters Seat Height: 18¼" Seat Size: 18"W x 18"D Back Size: 16½"W x 12¾"H Overall Size: 25½"W x 22¾"D x 34¼"H <b>Solid Plastic:</b> Black-BL, Grass-GS, White-WH <b>* Only available to order by Carton.</b>										
		4183BL	253.00	506.00	2	36	145	13.92	250	
		4183GS								
		4183WH								
		All Sassy Chairs meet CAL 133 Standards, \$50.00 up-charge required per chair for upholstered styles (not available in vinyl).								
<b>4083</b> Soft Caster for Sassy® Stack Chairs Size: 1½"W x 2¼"D x 3¾"H										
		4083BL	30.00	30.00	Set/4	1	1	0.07	65	

Model #	Description	Fabric Grades/ Model #	List Price Ea.*	List Carton Price	Quantity Per Carton	Actual Weight	S-Parcel Billable Weight	Carton Cube	Freight Class
---------	-------------	------------------------	-----------------	-------------------	---------------------	---------------	--------------------------	-------------	---------------




**Sassy® Series Bistro-Height Seating**

**4187 Series**

**4187CHAL** Sassy® Bistro-Height, Armless, Plastic (CHAL)  
 Sassy® Bistro-Height, Armless, Upholstered (UCAL)  
  
 Seat Height: 30"  
 Seat Size: 18"W x 18"D  
 Back Size: 16½"W x 12¼"H  
 Overall Size: 22¼"W x 23"D x 47"H  
 COM Yardage: 0.75 yds.

Plastic	376.00	376.00	1	39	174	16.67	150
01	409.00	409.00					
02	425.00	425.00					
03	443.00	443.00					
COM	425.00	425.00					



**4187CHWA** Sassy® Bistro-Height, with Arms, Plastic (CHWA)  
 Sassy® Bistro-Height, with Arms, Upholstered (UCWA)  
  
 Seat Height: 30"  
 Seat Size: 18"W x 18"D  
 Back Size: 16½"W x 12¼"H  
 Overall Size: 24¼"W x 23"D x 47"H  
 COM Yardage: 0.75 yds.

Plastic	403.00	403.00	1	39	174	16.67	150
01	437.00	437.00					
02	453.00	453.00					
03	470.00	470.00					
COM	453.00	453.00					

All Sassy Chairs meet CAL 133 Standards, \$50.00 up-charge required per chair for upholstered styles (not available in vinyl).

PLEASE CHOOSE OPTIONS FROM BELOW:

Model	Style	Plastic Back	Plastic Seat	Fabric Grade	Fabric
4187	CHAL-Plastic, Bistro-Height, Armless UCAL-Upholstered, Bistro-Height, Armless CHWA-Plastic, Bistro-Height, with Arms UCWA-Upholstered, Bistro-Height, with Arms	BL-Black GS-Grass TU-Turquoise WH-White	BL-Black GS-Grass TU-Turquoise WH-White	01 02 03 COM	See pgs. 144-145 for Grades 01 - 03 fabric swatches
<b>Example:</b> 4 1 8 7 +	<u>U</u> <u>C</u> <u>A</u> <u>L</u> +	<u>B</u> <u>L</u> +	<u>B</u> <u>L</u> +	<u>0</u> <u>2</u> +	<u>F</u> <u>R</u> <u>0</u> <u>3</u>

Office Suites

Seating

Tables

Desks

Meeting Essentials

Personal Organization

Ergonomics

High Density Storage

Storage & Filing





Facilities

Technology Furniture

Art & Engineering

# Sassy® Manager Seating



Office Suites  
Seating  
Tables  
Desks  
Meeting Essentials  
Personal Organization  
Ergonomics  
High Density Storage  
Facilities  
Technology Furniture  
Art & Engineering

Model #	Description	Fabric Grades/ Model #	List Price	Carton Price	Quantity Per Carton	Actual Weight	S-Parcel Billable Weight	Carton Cube	Freight Class
<b>Sassy® Series Manager Chair</b>									
<b>4182 Series</b>	<b>1 5 6 11 12 *</b>	Fabric Grade							
	<b>4182PMAL</b> Sassy® Manager Armless, Plastic Back & Seat (PMAL) Sassy® Manager Armless, Upholstered Seat (UMAL) Seat Height Adjustment: 17" - 22" Seat Size: 18"W x 18"D Back Size: 16½"W x 12¾"H Overall Height Range: 33" - 38" COM Yardage: 0.75 yds.	Plastic	410.00	410.00	1	38	98	9.39	250
		01	465.00	465.00					
		02	482.00	482.00					
		03	499.00	499.00					
		COM	482.00	482.00					
	<b>4182PMWA</b> Sassy® Manager with Arms, Plastic Back & Seat (PMWA) Sassy® Manager with Arms, Upholstered Seat (UMWA) Seat Height Adjustment: 17" - 22" Seat Size: 18"W x 18"D Back Size: 16½"W x 12¾"H Overall Height Range: 33" - 38" COM Yardage: 0.75 yds.	Plastic	461.00	461.00	1	38	98	9.39	250
		01	505.00	505.00					
		02	523.00	523.00					
		03	539.00	539.00					
		COM	523.00	523.00					
<b>Sassy® Manager Chair - Extended-Height</b>									
<b>4182 Series</b>	<b>1 5 6 11 12 *</b>	Fabric Grade							
	<b>4182PHAL</b> Sassy® Ext-Height Armless, Plastic Back & Seat (PHAL) Sassy® Ext-Height Armless, Upholstered Seat (UHAL) Seat Height Adjustment: 23" - 33" Seat Size: 18"W x 18"D Back Size: 16½"W x 12¾"H Overall Height Range: 40" - 50" COM Yardage: 0.75 yds.	Plastic	450.00	450.00	1	38	98	9.39	250
		01	495.00	495.00					
		02	510.00	510.00					
		03	528.00	528.00					
		COM	510.00	510.00					
	<b>4182PHWA</b> Sassy® Ext-Height with Arms, Plastic Back & Seat (PHWA) Sassy® Ext-Height with Arms, Upholstered Seat (UHWA) Seat Height Adjustment: 23" - 33" Seat Size: 18"W x 18"D Back Size: 16½"W x 12¾"H Overall Height Range: 40" - 50" COM Yardage: 0.75 yds.	Plastic	490.00	490.00	1	38	98	9.39	250
		01	535.00	535.00					
		02	553.00	553.00					
		03	568.00	568.00					
		COM	553.00	553.00					

All Sassy Chairs meet CAL 133 Standards, \$50.00 up-charge required per chair for upholstered styles (not available in vinyl).

PLEASE CHOOSE OPTIONS FROM BELOW:

Model	Style	Plastic Back	Plastic Seat	Fabric Grade	Fabric	Casters
4182	PMWA-Plastic, Manager with Arms UMWA-Upholstered, Manager with Arms PMAL-Plastic, Manager Armless UMAL-Upholstered, Manager Armless PHWA-Plastic, Extended-Height with Arms UHWA-Upholstered, Extended-Height with Arms PHAL-Plastic, Extended-Height Armless UHAL-Upholstered, Extended-Height Armless	BL-Black GS-Grass TU-Turquoise WH-White	BL-Black GS-Grass TU-Turquoise WH-White	01 02 03 COM	See pgs. 144-145 for Grades 01 - 03 fabric swatches	4082 Soft Casters 0000 Standard Carpet Casters
<b>Example:</b> 4 1 8 2 +	<u>U</u> <u>M</u> <u>W</u> <u>A</u> +	<u>B</u> <u>L</u> +	<u>B</u> <u>L</u> +	<u>0</u> <u>2</u>	<u>F</u> <u>R</u> <u>0</u> <u>3</u> +	<u>4</u> <u>0</u> <u>8</u> <u>2</u> (Enter 0000 for Standard Carpet Casters.)

	<b>4182</b>	Sassy® Manager Plastic Swivel Chair <b>1 5 6 11 12 *</b> Seat Height: 17" - 22" Seat Size: 18"W x 18"D Back Size: 16½"W x 12¾"H Overall Height Range: 33" - 38" <b>Solid Plastic:</b> Black-BL, Grass-GS, White-WH	4182BL 4182GS 4182WH	461.00	461.00	1	32	98	9.12	250
		<b>4082</b> Soft Caster for Task Chairs	4082BL	35.00	35.00	Set/5	2	2	0.1	65

\*See page 143 for Chair Features and pages 190-191 for Chair Functions.

Model #	Description	Fabric Grades/Model #	List Price Ea.*	List Carton Price	Quantity Per Carton	Actual Weight	S-Parcel Billable Weight	Carton Cube	Freight Class
---------	-------------	-----------------------	-----------------	-------------------	---------------------	---------------	--------------------------	-------------	---------------



**Reve™ Guest Chair**

**4022** Reve™ Guest Chair, All Plastic Back & Seat  
 Seat Height: 18" H (Sled Base), 18½" H (Straight Leg)  
 Seat Size: 18"W x 17"D  
 Back Size: 18"W x 13¾"H  
 Overall Size: 19¼"W x 23½"D x 33¾"H (Sled Base)  
 19"W x 24½"D x 33½"H (Straight Leg)

**Reve™ Guest Chair, Upholstered Seat**

Style (Back Selection)	Upcharge	
Plastic Back	N/C	N/C
Carbon (Fiber)	33.00	66.00
Wood	33.00	66.00
Mesh	27.50	55.00

**Seat Styles**

Plastic Seat	N/C	N/C
Upholstered	41.00	82.00
Carbon (Fiber)	33.00	66.00
Wood	33.00	66.00
Mesh	58.00	116.00

**Base Styles**

Sled Base	N/C	N/C
Casters	56.50	113.00
Glides	46.00	92.00

Grade 1	01	N/C	N/C
Grade 2	02	29.00	58.00
Grade 3	03	51.00	102.00
COM Yardage: 0.75 yds.	COM	29.00	58.00

Only Reve™ Plastic Back & Seat meets CAL 133 Standards \$50.00 up-charge required per chair for upholstered styles (not wood or mesh).

PLEASE CHOOSE OPTIONS FROM BELOW:

Model	Base Style	Back Type	Back Style	Back Color	Seat Style	Seat Color	Frame Color	Fabric Grade	Fabric
4022	SB-Sled Base WC-Straight Leg w/Casters WG-Straight Leg w/Glides	RD-Round SQ-Square	PB-Plastic MB-Mesh CB-Carbon Fiber WB-Wood	Plastic BL-Black BU-Blue GN-Green LT-Latte CI-Crimson PE-Pearl PL-Plum CF-Carbon Fiber Mesh Back BL-Black LA-Lapis LT-Latte CI-Crimson Plastic Wood CY-Cherry MH-Mahogany NA-Natural	PS-Plastic US-Upholstered MS-Mesh CS-Carbon Fiber WS-Wood	Plastic BL-Black BU-Blue GN-Green LT-Latte CI-Crimson PE-Pearl PL-Plum CF-Carbon Fiber Mesh Seat BL-Black Plastic Wood CY-Cherry MH-Mahogany NA-Natural	CR-Chrome SL-Silver	01 02 03 COM	See pgs. 144-145 for Grades 01 - 03 fabric swatches
<b>Example:</b>	<u>S</u> <u>B</u> +	<u>R</u> <u>D</u> +	<u>P</u> <u>B</u> +	<u>B</u> <u>L</u> +	<u>U</u> <u>S</u> +	<u>B</u> <u>L</u> +	<u>S</u> <u>L</u> +	<u>0</u> <u>2</u> +	<u>E</u> <u>P</u> <u>0</u> <u>3</u>

When all Plastic, fill in "00 & 0000" for Fabric Grade & Fabric.



**6804** Reve™ Sled Base Guest Chair, Plastic Back & Seat  
 Seat Height: 18"  
 Seat Size: 18"W x 17"D  
 Back Size: 18"W x 13¾"H  
 Overall Size: 19¼"W x 23½"D x 33¾"H  
 Plastic: Black-BL, Green-GN, Blue-BU, Latte-LT  
 \* Only available to order by Carton.

6804BL	163.00	326.00	2	25	118	11.31	250
6804GN							
6804BU							
6804LT							



**6805** Reve™ Straight Leg Guest Chair, All Plastic Back & Seat  
 Seat Height: 18"  
 Seat Size: 18"W x 17"D  
 Back Size: 18"W x 13¾"H  
 Overall Size: 19"W x 24½"D x 33¾"H  
 Plastic: Black-BL, Green-GN, Blue-BU, Latte-LT  
 \* Only available to order by Carton.


6805BL	209.00	418.00	2	26	118	11.32	250
6805GN							
6805BU							
6805LT							

Office Suites  
Seating  
Tables  
Desks  
Meeting Essentials  
Personal Organization  
Ergonomics  
High Density Storage  
Storage & Filing  
Facilities  
Technology Furniture  
Art & Engineering

# Reve™ Sled Base with Tablet Arm

Office Suites  
Seating  
Tables  
Desks  
Meeting Essentials  
Personal Organization  
Ergonomics  
High Density Storage  
Storage & Filing  
Facilities  
Technology Furniture  
Art & Engineering

Model #	Description	Fabric Grades/ Model #	List Price Ea.	List Carton Price	Quantity Per Carton	Actual Weight	S-Parcel Billable Weight	Carton Cube	Freight Class
<b>4039</b>	<b>Reve™ Series Sled Base with Tablet Arm</b> Reve™ Sled Base - Tablet Arm, All Plastic Back & Seat Seat Height: 18" Seat Size: 18"W x 17"D Back Size: 18"W x 13 1/2"H Overall Size: 24"W x 30 1/2"D x 33 1/4"H Reve™ Sled Base Plastic Back Upholstered Seat	Plastic*	271.00	271.00	1	26	143	13.67	250
									Upcharge
	<b>Back Style</b> Plastic Back Carbon (Fiber) Wood Mesh		N/C 33.00 33.00 27.50	N/C 33.00 33.00 27.50					
	<b>Seat Styles</b> Plastic Seat Upholstered Carbon (Fiber) Wood Mesh		N/C 41.00 33.00 33.00 58.00	N/C 41.00 33.00 33.00 58.00					
	<b>Tablet Arm</b> Tablet Arm Right Hand Tablet Arm Left Hand Book Rack		N/C N/C 35.00	N/C N/C 35.00					
	Grade 1 Grade 2 Grade 3 COM Yardage: 0.75 yds.	01 02 03 COM	N/C 29.00 51.00 29.00	N/C 29.00 51.00 29.00					
	Only Reve™ Plastic Back & Seat meets CAL 133 Standards (not wood or mesh).								



PLEASE CHOOSE OPTIONS FROM BELOW:

Model	Back Type	Back Style	Back Color	Seat Style	Seat Color	Frame Color	Fabric Grade	Fabric	Tablet Arms	Book Rack	
4039	RD-Round SQ-Square	PB-Plastic MB-Mesh CB-Carbon Fiber WB-Wood	Plastic BL-Black BU-Blue GN-Green LT-Latte CI-Crimson PE-Pearl PL-Plum CF-Carbon Fiber Mesh Back BL-Black LA-Lapis LT-Latte CI-Crimson Plastic Wood CY-Cherry MH-Mahogany NA-Natural	PS-Plastic US-Upholstered MS-Mesh CS-Carbon Fiber WS-Wood	Plastic BL-Black BU-Blue GS-Green LT-Latte CI-Crimson PE-Pearl PL-Plum CF-Carbon Fiber Mesh Seat BL-Black Plastic Wood CY-Cherry MH-Mahogany NA-Natural	CR-Chrome SL-Silver	01 02 03 COM	See pgs. 144-145 for Grades 01 - 03 fabric swatches	RT-Right Hand Tablet Arm LT-Left Hand Tablet Arm	BR-Book Rack	
<b>Example:</b>	<b>4 0 3 9 +</b>	<b>R D +</b>	<b>P B +</b>	<b>L A +</b>	<b>P S +</b>	<b>L A +</b>	<b>C R +</b>	<b>0 0 +</b>	<b>0 0 0 0 +</b>	<b>R T +</b>	<b>B R</b>

\*When all Plastic fill in "00 & 0000" for Fabric Grade & Fabric.

Model #	Description	Fabric Grades/ Model #	List Price	List Carton Price	Quantity Per Carton	Actual Weight	S-Parcel Billable Weight	Carton Cube	Freight Class
<b>Reve™ Nesting Chair Series*</b>									
<b>6808</b>	Reve™ Nesting Chair, All Plastic Back & Seat Seat Height: 18" Seat Size: 18"W x 17"D Back Size: 18"W x 13 3/4"H Overall: 19"W x 24 1/2"D x 33 1/2"H * Only available to order by Carton.	Plastic*	330.00	660.00	2	54.40	118	11.23	250
<b>Reve™ Nesting Chair, Upholstered Seat</b>									
<b>Style (Back Selection)</b>		<b>Upcharge</b>							
Plastic Back		N/C N/C							
Carbon Fiber		33.00 66.00							
Wood		33.00 66.00							
Mesh		27.50 55.00							
<b>Seat Styles</b>									
Plastic Seat		N/C N/C							
Upholstered		41.00 41.00							
Carbon Fiber		33.00 66.00							
Wood		33.00 66.00							
Mesh		58.00 116.00							
Grade 1		01 N/C N/C							
Grade 2		02 29.00 58.00							
Grade 3		03 51.00 102.00							
COM Yardage: 0.75 yds.		COM 29.00 58.00							



PLEASE CHOOSE OPTIONS FROM BELOW:

Model	Back Type	Back Style	Back Color	Seat Style	Seat Color	Fabric Grade	Fabric
6808	RD-Round SQ-Square	PB-Plastic MB-Mesh CB-Carbon Fiber WB-Wood	<b>Plastic</b> BL-Black BU-Blue GN-Green LT-Latte CI-Crimson PE-Pearl PL-Plum CF-Carbon Fiber <b>Mesh Back</b> BL-Black LA-Lapis LT-Latte CI-Crimson <b>Plastic Wood</b> CY-Cherry MH-Mahogany NA-Natural	PS-Plastic US-Upholstered MS-Mesh CS-Carbon Fiber WS-Wood	<b>Plastic</b> BL-Black BU-Blue GN-Green LT-Latte CI-Crimson PE-Pearl PL-Plum CF-Carbon Fiber <b>Mesh Seat</b> BL-Black <b>Plastic Wood</b> CY-Cherry MH-Mahogany NA-Natural	01 02 03 COM	See pgs. 144-145 for Grades 01 - 03 fabric swatches
<b>Example:</b> 6 8 0 8 +	R D +	P B +	B L +	U S +	B L +	0 2 +	E P 0 3

\*When all Plastic fill in "00 & 0000" for Fabric Grade & Fabric.

Reve™ Nesting Chair

<b>6808</b>	Reve™ Plastic Back Nesting Chair Seat Height: 18" Seat Size: 18"W x 17"D Back Size: 18"W x 13 3/4"H Overall: 19"W x 24 1/2"D x 33 1/2"H All Plastic: Black-BLP Plastic Back, Upholstered Seat: Black Upholstered Seat-BLU * Only available to order by Carton.	6808BLP	150.00	300.00	2	54.40	118	11.23	250
		6808BLU	150.00	300.00	2	54.40	118	11.23	250



Office Suites

Seating

Tables

Desks

Meeting Essentials

Personal Organization

Ergonomics

High Density Storage

Storage & Filing

Facilities

Technology Furniture

Art & Engineering

# Reve™ Manager Seating

Office Suites

Seating

Tables

Desks

Meeting Essentials

Personal Organization

Ergonomics

High Density Storage

Storage & Filing

Facilities

Technology Furniture

Art & Engineering

Model # Description

Fabric Grades/ Model # List Price Ea. List Carton Price Quantity Per Carton Actual Weight S-Parcel Billable Weight Carton Cube Freight Class



**Reve™ Series Task Chair 1 5 6 11 12 \***  
**4021** Reve™ Task Chair, All Plastic Back & Seat  
 Seat Height: 18" - 22½"  
 Seat Size: 18½"W x 17"D  
 Back Size: 18"W x 13¾"H  
 Overall Size: 24"W x 24"D x 35½" - 39"H

Plastic\* 419.00 419.00 1 26 98 9.39 250

**Style (Back Selection)**

Plastic Back Upcharge  
 Carbon (Fiber) N/C N/C 33.00 33.00  
 Wood 33.00 33.00  
 Mesh 27.50 27.50

**Seat Styles**

Plastic Seat N/C N/C  
 Upholstered 41.00 41.00  
 Carbon (Fiber) 33.00 33.00  
 Wood 33.00 33.00  
 Mesh 58.00 58.00

**Arms**

Armless N/C N/C  
 Arms 28.00 28.00

**Height Options**

Standard Seat Height: 18" - 22½" N/C N/C  
 Extended Seat Height: 25" - 35" 33.00 33.00

Grade 1 01 N/C N/C  
 Grade 2 02 29.00 29.00  
 Grade 3 03 51.00 51.00  
 COM Yardage: 0.75 yds. COM 29.00 29.00

Only Reve™ Plastic Back & Seat meets CAL 133 Standards (not wood or mesh).

PLEASE CHOOSE OPTIONS FROM BELOW:

Model	Back Type	Back Style	Back Color	Seat Style	Seat Color	Frame Color	Fabric Grade	Fabric	Arm Options	Height Options	
4021	RD-Round SQ-Square	PB-Plastic MB-Mesh CB-Carbon Fiber WB-Wood	<b>Plastic</b> BL-Black BU-Blue GN-Green LT-Latte CI-Crimson PE-Pearl PL-Plum <b>CF-Carbon Fiber</b> <b>Mesh Back</b> BL-Black LA-Lapis LT-Latte CI-Crimson <b>Plastic Wood</b> CY-Cherry MH-Mahogany NA-Natural	PS-Plastic US-Upholstered MS-Mesh CS-Carbon Fiber WS-Wood	<b>Plastic</b> BL-Black BU-Blue GN-Green LT-Latte CI-Crimson PE-Pearl PL-Plum <b>CF-Carbon Fiber</b> <b>Mesh Seat</b> BL-Black <b>Plastic Wood</b> CY-Cherry MH-Mahogany NA-Natural	CR-Chrome SL-Silver	01 02 03 COM	See pgs. 144-145 for Grades 01 - 03 fabric swatches	AL-Armless WA-Arms	ST-Standard EX-Extended	
<b>Example:</b>	<u>4</u> <u>0</u> <u>2</u> <u>1</u> +	<u>R</u> <u>D</u> +	<u>P</u> <u>B</u> +	<u>L</u> <u>A</u> +	<u>U</u> <u>S</u> +	<u>L</u> <u>A</u> +	<u>C</u> <u>R</u> +	<u>0</u> <u>2</u> +	<u>E</u> <u>P</u> <u>0</u> <u>3</u> +	<u>W</u> <u>A</u> +	<u>S</u> <u>T</u>

\*When all Plastic fill in "00 & 0000" for Fabric Grade & Fabric.



**6803** Reve™ Task Chair, Plastic Back 1 5 6 11 12 \*  
 Black Upholstered Seat  
 Seat Height: 18" - 22½"  
 Seat Size: 18½"W x 17"D  
 Back Size: 18"W x 13¾"H  
 Overall Size: 24"W x 24"D x 35½" - 39"H  
**Plastic:** Black-BL, Latte-LT

6803BL 488.00 488.00 1 26 81 7.71 250  
 6803LT

**6807** Reve™ Task Chair, Plastic Square Back 1 5 6 11 12 \*  
 Black Upholstered Seat  
 Seat Height: 18" - 22½"  
 Seat Size: 18½"W x 17"D  
 Back Size: 18"W x 13¾"H  
 Overall Size: 24"W x 24"D x 35½" - 39"H  
**Plastic:** Black-BL, Latte-LT

6807BL 488.00 488.00 1 35 98 9.19 250  
 6807LT

**6820BL** Reve™ All Mesh Extended-Height-Chair  
 Seat Height: 25" - 35"  
 Seat Size: 18"W x 17½"D  
 Back Size: 18½"W x 15"H  
 Overall Size: 26"W x 26"D x 39" - 49"H  
**Mesh:** Black-BL

6820BL 527.00 527.00 1 42 102 9.56 150

\*See page 143 for Chair Features and pages 190-191 for Chair Functions.

Model #	Description	Fabric Grades/ Model #	List Price Ea.*	List Carton Price	Quantity Per Carton	Actual Weight	S-Parcel Billable Weight	Carton Cube	Freight Class	
<b>Reve™ Series Bistro-Height Seating</b>										
	<b>4017</b>	Reve™ Plastic Seat Bistro-Height, All Plastic Seat Height: 31" Seat Size: 18½"W x 17"D Back Size: 18"W x 13¾"H Overall Size: 19¾"W x 23½"D x 47½"H	*All Plastic	304.00	304.00	1	39	174	16.67	250
	Reve™ Bistro-Height Plastic Back, Upholstered Seat		Upcharge							
	<b>Back Style</b>									
	Plastic Back		N/C N/C							
	Carbon (Fiber)		33.00 33.00							
	Wood		33.00 33.00							
	Mesh		27.50 27.50							
	<b>Seat Styles</b>									
	Plastic Seat		N/C N/C							
	Upholstered		41.00 41.00							
Carbon (Fiber)		33.00 33.00								
Wood		33.00 33.00								
Mesh		58.00 58.00								
Grade 1		01 N/C N/C								
Grade 2		02 29.00 29.00								
Grade 3		03 51.00 51.00								
COM Yardage: 0.75 yds.		COM 29.00 29.00								

	<b>6815</b>	Reve™ Counter-Height Sled Base Chair, All Plastic Seat Height: 25" Seat Size: 18½"W x 17"D Back Size: 18"W x 13¾"H Overall Size: 19¾"W x 23½"D x 42½"H	*All Plastic	285.00	285.00	1	20	108	10.33	300
	Reve™ Bistro-Height Plastic Back, Upholstered Seat		Upcharge							
	<b>Back Style</b>									
	Plastic Back		N/C N/C							
	Carbon (Fiber)		33.00 33.00							
	Wood		33.00 33.00							
	Mesh		27.50 27.50							
	<b>Seat Styles</b>									
	Plastic Seat		N/C N/C							
	Upholstered		41.00 41.00							
Carbon (Fiber)		33.00 33.00								
Wood		33.00 33.00								
Mesh		58.00 58.00								
Grade 1		01 N/C N/C								
Grade 2		02 29.00 29.00								
Grade 3		03 51.00 51.00								
COM Yardage: 0.75 yds.		COM 29.00 29.00								

PLEASE CHOOSE OPTIONS FROM BELOW:

Model	Back Type	Back Style	Back Color	Seat Style	Seat Color	Frame Color	Fabric Grade	Fabric	
4017	RD-Round SQ-Square	PB-Plastic MB-Mesh CB-Carbon Fiber WB-Wood	Plastic BL-Black BU-Blue GN-Green LT-Latte CI-Crimson PE-Pearl PL-Plum CF-Carbon Fiber Mesh Back BL-Black LA-Lapis LT-Latte CI-Crimson Plastic Wood CY-Cherry MH-Mahogany NA-Natural	PS-Plastic US-Upholstered MS-Mesh CS-Carbon Fiber WB-Wood	Plastic BL-Black BU-Blue GN-Green LT-Latte CI-Crimson PE-Pearl PL-Plum CF-Carbon Fiber Mesh Seat BL-Black Plastic Wood CY-Cherry MH-Mahogany NA-Natural	CR-Chrome SL-Silver	01 02 03 COM	See pgs. 144-145 for Grades 01 - 03 fabric swatches	
<b>Example:</b>	<u>4</u> <u>0</u> <u>1</u> <u>7</u> +	<u>R</u> <u>D</u> +	<u>W</u> <u>B</u> +	<u>C</u> <u>Y</u> +	<u>U</u> <u>S</u> +	<u>B</u> <u>L</u> +	<u>C</u> <u>R</u> +	<u>0</u> <u>2</u> +	<u>V</u> <u>I</u> <u>0</u> <u>1</u>

\*When all Plastic fill in "00 & 0000" for Fabric Grade & Fabric.


	<b>6806</b>	Reve™ Bistro-Height Sled Base Chair, All Plastic Seat Height: 31" Seat Size: 18½"W x 17"D Back Size: 18"W x 13¾"H Overall Size: 19¾"W x 23½"D x 47½"H		6806BL 6806GN 6806BU 6806LT	304.00	304.00	1	21	170	16.25	300
	Plastic: Black-BL, Green-GN, Blue-BU, Latte-LT										


	<b>6815BL</b>	Reve™ Counter-Height Sled Base Chair, All Plastic Seat Height: 25" Seat Size: 18½"W x 17"D Back Size: 18"W x 13¾"H Overall Size: 19¾"W x 23½"D x 42½"H		6815BL	293.00	293.00	1	20	108	10.33	300
	Plastic: Black-BL Only Reve™ Plastic Back & Seat meets CAL 133 Standards (not wood or mesh).										



# Vy™ Stack Guest Seating

Office Suites  
Seating  
Tables  
Desks  
Meeting Essentials  
Personal Organization  
Ergonomics  
High Density Storage  
Storage & Filing  
Facilities  
Technology Furniture  
Art & Engineering


Model #	Description	Fabric Grades/ Model #	List Price Ea.*	List Carton Price	Quantity Per Carton	Actual Weight	S-Parcel Billable Weight	Carton Cube	Freight Class	
<b>Vy™ Series Stack Chair – 350 lb. Weight Capacity</b>										
4290	 Vy™ Sled Base Stack Chair, Plastic Back, Upholstered Seat Seat Size: 18½"W x 17"D Back Size: 19½"W x 16"H Overall Size: 22½"W x 19½"D x 32½"H COM Yardage: 0.75 yds. Plastic: Black-BL, Crimson-CI, Green-GN, Blue-BU, Pearl-PE * Only available to order by Carton.	Plastic	209.00	418.00	2	30	134	12.83	250	
		01	231.00	462.00						
		02	253.50	507.00						
		03	278.50	557.00						
		COM	253.50	507.00						


4290	 Vy™ Straight Leg Stack Chair, Plastic Back, Upholstered Seat Seat Size: 18½"W x 17"D Back Size: 19½"W x 16"H Overall Size: 22½"W x 19½"D x 32½"H COM Yardage: 0.75 yds. Plastic: Black-BL, Crimson-CI, Green-GN, Blue-BU, Pearl-PE * Only available to order by Carton.	Plastic	225.00	450.00	2	30	134	12.83	250	
		01	248.50	497.00						
		02	271.00	542.00						
		03	294.00	588.00						
		COM	271.00	542.00						

PLEASE CHOOSE OPTIONS FROM BELOW:


Model	Style	Plastic Back	Plastic Seat	Fabric Grade	Fabric
4290	PPSB-Plastic Seat, Sled Base PUSB-Upholstered Seat, Sled Base PPWC-Plastic Seat, Straight Leg with Casters PPWG-Plastic Seat, Straight Leg with Glides PUWC-Upholstered Seat, Straight Leg with Casters PUWG-Upholstered Seat, Straight Leg with Glides	BL-Black CI-Crimson GN-Green BU-Blue PE-Pearl	BL-Black CI-Crimson GN-Green BU-Blue PE-Pearl	01 02 03 COM	See pgs. 144-145 for Grades 01 - 03 fabric swatches
4295	PSPB-Plastic Seat, Plastic Back - Bistro PUPB-Upholstered Seat, Plastic Back - Bistro				
4296	PSPB-Plastic Seat, Plastic Back - Counter PUPB-Upholstered Seat, Plastic Back - Counter				
<b>Example:</b>					
4 2 9 0+	P U S B +	L A +	L A +	0 2+	P R 0 2


\*When all Plastic fill in "00 & 0000" for Fabric Grade & Fabric.

4291	 Vy™ Straight Leg Stack Chair, Plastic Back & Seat Seat Size: 18½"W x 17"D Back Size: 19½"W x 16"H Overall Size: 22½"W x 19½"D x 32½"H Plastic: Black-BL, Green-GN, Blue-BU * Only available to order by Carton.	4291BL	225.00	450.00	2	59	123	11.78	150	
		4291GN								
		4291BU								



4292	 Vy™ Sled Base Stack Chair, Plastic Back & Seat Seat Size: 18½"W x 17"D Back Size: 19½"W x 16"H Overall Size: 22½"W x 19½"D x 32½"H Plastic: Black-BL, Green-GN, Blue-BU * Only available to order by Carton.	4292BL	209.00	418.00	2	59	134	12.83	150	
		4292GN								
		4292BU								

<b>Sled Base Stack Chair Cart</b>									
4190SL	 Sled Base Stack Chair Cart Stack 20 Sled Base Chairs (For Agiliti™, Pique™, Reve™, Vy™ & Currant™ High-Density Stack Chairs)	4190SL	190.00	190.00	1	20	57	5.31	70

Model #	Description	Fabric Grades/Model #	List Price Ea.*	List Carton Price	Quantity Per Carton	Actual Weight	S-Parcel Billable Weight	Carton Cube	Freight Class
<b>Vy™ Sled Base Bistro-Height Chair – 350 lb. Weight Capacity</b>									
	<b>4295</b>	Vy™ Sled Base Bistro-Height, Plastic Back & Seat	Plastic	278.00	278.00	1	39	174	150
		Vy™ Sled Base Bistro-Height, Plastic Back, Upholstered Seat	01	303.00	303.00				
		Seat Size: 18½"W x 17"D	02	325.00	325.00				
		Back Size: 19½"W x 15"H	03	348.00	348.00				
		Overall Size: 18"W x 22"D x 45"H	COM	325.00	325.00				
	COM Yardage: 0.75 yds.								
	<b>Plastic:</b> Black-BL, Crimson-CI, Green-GN, Blue-BU, Pearl-PE								
	<b>4295</b>	Vy™ Sled Base Bistro-Height Chair, Plastic Back & Seat	4295BL	271.00	271.00	1	69	160	150
	Seat Size: 18½"W x 17"D	4295GN							
	Back Size: 19½"W x 15"H	4295BU							
	Overall Size: 18"W x 22"D x 45"H								
	<b>Plastic:</b> Black-BL, Green-GN, Blue-BU								

Model #	Description	Fabric Grades/Model #	List Price Ea.*	List Carton Price	Quantity Per Carton	Actual Weight	S-Parcel Billable Weight	Carton Cube	Freight Class
<b>Vy™ Series Sled Base Counter-Height Chair – 350 lb. Weight Capacity</b>									
	<b>4296</b>	Vy™ Sled Base Counter-Height, Plastic Back & Seat	Plastic	272.00	272.00	1	19	108	300
		Vy™ Sled Base Counter-Height, Plastic Back, Upholstered Seat	01	311.00	311.00				
		Seat Size: 18"W x 22"D	02	333.00	333.00				
		Back Size: 18"W x 16"H	03	357.00	357.00				
		Overall Size: 18"W x 22"D x 42"H	COM	333.00	333.00				
	COM Yardage: 0.75 yds.								
	<b>Plastic:</b> Black-BL, Crimson-CI, Green-GN, Blue-BU, Pearl-PE								
	<b>4296</b>	Vy™ Sled Base Counter-Height Chair, Plastic Back & Seat	4296BL	265.00	265.00	1	19	108	300
	Seat Size: 18"W x 22"D	4296GN							
	Back Size: 18"W x 16"H	4296BU							
	Overall Size: 18"W x 22"D x 42"H								
	<b>Plastic:</b> Black-BL, Green-GN, Blue-BU								


## Flex-Frame Guest Seating

Model #	Description	Fabric Grades/Model #	List Price Ea.*	List Carton Price	Quantity Per Carton	Actual Weight	S-Parcel Billable Weight	Carton Cube	Freight Class
<b>Agiliti™ Series Flex-Frame Guest seating</b>									
	<b>4285</b>	Agiliti™ Stack Chair, Plastic Back & Seat, Armless	Plastic	188.25	753.00	4	70	LTL	150
		Agiliti™ Stack Chair, Plastic Back, Upholstered Seat, Armless	01	211.50	846.00				
		Seat Height: 17¼"	02	225.50	902.00				
		Seat Size: 17¼"W x 17¼"D	03	237.00	948.00				
		Back Size: 17¼"W x 11¼"H	COM	225.50	902.00				
	Overall Size: 20¼"W x 22"D x 32½"H								
	COM Yardage: 1.25 yds.								
	<b>Plastic:</b> Black-BL, Blue-BU, Grass-GS, Pearl-PE, Red-RD, Yellow-YE								
	<b>* Only available to order by Carton.</b>								
	<b>4285ACPS</b>	Agiliti™ Stack Chair, Plastic Back & Seat with Arms	Plastic	202.00	808.00	4	70	LTL	150
		Agiliti™ Stack Chair, Plastic Back, Upholstered Seat w/Arms	01	225.50	902.00				
		Seat Height: 17¼"	02	237.00	948.00				
		Seat Size: 17¼"W x 17¼"D	03	249.50	998.00				
		Back Size: 17¼"W x 11¼"H	COM	237.00	948.00				
	Overall Size: 21¼"W x 22"D x 32½"H								
	COM Yardage: 1.25 yds.								
	<b>* Only available to order by Carton.</b>								

PLEASE CHOOSE OPTIONS FROM BELOW:

Model	Style	Plastic Back	Plastic Seat	Fabric Grade	Fabric
4285	ACPS-Plastic Seat with Arms	BL-Black	BL-Black	01	See pgs. 144-145 for Grades 01 - 03 fabric swatches
	ACUS-Upholstered Seat with Arms	BU-Blue	BU-Blue	02	
	ALPS-Plastic Seat, Armless	GS-Grass	GS-Grass	03	
	ALUS-Upholstered Seat, Armless	PE-Pearl	PE-Pearl	COM	
		CI-Crimson	CI-Crimson		
		YE-Yellow	YE-Yellow		
<b>Example:</b>					
<u>4</u> <u>2</u> <u>8</u> <u>5</u> +	<u>A</u> <u>C</u> <u>U</u> <u>S</u> +	<u>B</u> <u>U</u> +	<u>B</u> <u>U</u> +	<u>0</u> <u>2</u> +	<u>P</u> <u>R</u> <u>0</u> <u>2</u>

\*When all Plastic fill in "00 & 0000" for Fabric Grade & Fabric.

Model #	Description	Fabric Grades/Model #	List Price Ea.*	List Carton Price	Quantity Per Carton	Actual Weight	S-Parcel Billable Weight	Carton Cube	Freight Class
<b>Veer™ Flex-Frame Stack Chair</b>									
	<b>4286</b>	Veer™ Stack Chair	4286BL	201.00	804.00	4	70	131	150
		Seat Height: 17¼"H	4286BU						
		Seat: 17¼"W x 17¼"D	4286GS						
		Back: 17¼"W x 11¼"H							
	Overall: 21¼"W x 22"D x 32½"H								
	<b>Plastic:</b> Black-BL, Blue-BU, Grass-GS								
	<b>* Only available to order by Carton.</b>								

Office Suites  
Seating  
Tables  
Desks  
Meeting Essentials  
Personal Organization  
Ergonomics  
High Density Storage  
Storage & Filing  
Facilities  
Technology Furniture  
Art & Engineering

# Diaz™ Seating

Office Suites

Seating

Tables

Desks

Meeting Essentials

Personal Organization

Ergonomics


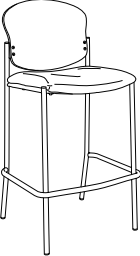
High Density Storage

Storage & Filing



Facilities

Technology Furniture


Art & Engineering


Model #	Description	Fabric Grades/ Model #	List Price Ea.*	List Carton Price	Quantity Per Carton	Actual Weight	S-Parcel Billable Weight	Carton Cube	Freight Class
<b>Diaz™ Guest Chair</b>									
 4194	Diaz™ Guest Chair, Upholstered Back & Seat Seat Height: 18" Seat Size: 19"W x 18"D Back Size: 20½"W x 16"H Overall Size: 19½"W x 18½"D x 33½"H Fabric: Black-BL, Black Vinyl-BV	4194BL 4194BV	230.00	230.00	1	17	35	3.21	125
5009	Diaz™ Guest Chair, Mesh Back, Upholstered Seat Fabric: Black-BL, Black Vinyl-BV	5009BL 5009BV	278.00	278.00	1	17	36	3.33	150
<b>Diaz™ Bistro-Height Chair</b>									
 4195	Diaz™ Bistro-Height Chair, Upholstered Back & Seat Seat Size: 19"W x 18"D Back Size: 20½"W x 16"H Overall Size: 19½"W x 18½"D x 44½"H Fabrics: Black-BL, Black Vinyl-BV	4195BL 4195BV	322.00	322.00	1	27	40	3.79	125
4198	Diaz™ Bistro-Height Chair, Mesh Back, Upholstered Seat Fabric: Black-BL, Black Vinyl-BV	4198BL 4198BV	368.00	368.00	1	27	50	4.74	150

## Bistro Series All Purpose Seating

<b>Bistro Seating</b>									
 TSC2	Bistro Chair Seat Height: 18½" Seat Size: 18"W x 17"D x 14¾"H Overall: 21½"W x 21¼"D x 33¼"H Mesh Back: Black-BB, Burgundy-BR Fabric Seat: Black * Only available to order by Carton.	TSC2BB TSC2BR	384.00	768.00	2	40	40	13.5	250
 TSS2	Bistro Stool Seat Height: 30" Seat Size: 18"W x 17"D x 14¾"H Overall: 22"W x 22"D x 44¾"H Mesh Back: Black-BB, Burgundy-BR Fabric Seat: Black * Only available to order by Carton.	TSS2BB TSS2BR	515.00	1,030.00	2	55	55	9.5	150


# Escalate Stacking chairs & Stools


Model #	Description	Fabric Grades/ Model #	List Price Ea.*	List Carton Price	Quantity Per Carton	Actual Weight	S-Parcel Billable Weight	Carton Cube	Freight Class	
<b>Escalate Stacking Chairs Series</b>										
	<b>ESC25</b> Escalate Chair with Plastic Back and Black Fabric Seat Seat Height: 18" Seat Size: 18"W x 19"D x 15"H Overall: 19½"W x 21½"D x 32"H Plastic Back: Black-B Fabric Seat * Only available to order by Carton.	01	354.00	1,416.00	4	65	LTL	12.3	100	
		02		366.00	1,464.00					
		03		377.00	1,508.00					
		COM		366.00	1,464.00					

<b>Escalate Stacking Stools Series</b>										
	<b>ESS25</b> Escalate Stool with Plastic Back and Black Fabric Seat Seat Height: 30" Seat Size: 18"W x 19½"D x 15"H Overall: 21½"W x 23"D x 43¾"H Plastic Back: Black-B Fabric Seat * Only available to order by Carton.	01	453.00	906.00	2	45	LTL	15.8	100	
		02		464.00	928.00					
		03		475.00	950.00					
		COM		464.00	928.00					

PLEASE CHOOSE OPTIONS FROM BELOW:

Model	Style	Back	Fabric Grade	Fabric
ESC25	Plastic Back, Upholstered Seat	Black	01 02 03 COM	See pgs. 144-145 for Safco Full Line fabric swatches
Example: E S C 2 5 +			0 2 +	C A 0 2 +

<b>Escalate Stacking Chairs</b>									
	<b>ESC2</b> Escalate Chair with Plastic Back and Seat Seat Height: 18" Seat Size: 18"W x 19"D x 15"H Overall: 19½"W x 21½"D x 32"H Plastic Back & Seat: Black-B, White-W * Only available to order by Carton.	ESC2B	240.00	960.00	4	65	LTL	12.3	150
		ESC2W							

<b>Escalate Stacking Stools</b>									
	<b>ESS2*</b> Escalate Stool with Plastic Back and Seat Seat Height: 30" Seat Size: 18"W x 19½"D x 15"H Overall: 21½"W x 23"D x 43¾"H Plastic Back & Seat: Black-B, White-W * Only available to order by Carton.	ESS2B	335.00	670.00	2	45	LTL	15.8	250
		ESS2W							

<b>Escalate Chair Trolley</b>									
	<b>ESTBLK</b> Escalate Chair Trolley Stacks up to 25 chairs Overall: 21"W x 27"D x 18¼"H Frame: Black-BLK	ESTBLK	391.00	391.00	1	25	25	5.1	150

Office Suites  
Seating  
Tables  
Desks  
Meeting Essentials  
Personal Organization  
Ergonomics  
High Density Storage  
Storage & Filing  
Facilities  
Technology Furniture  
Art & Engineering

# Pique™ Seating

Office Suites

Seating

Tables

Desks

Meeting Essentials

Personal Organization

Ergonomics



High Density Storage

Storage & Filing

Facilities

Technology Furniture

Art & Engineering




Model #	Description	Fabric Grades/ Model #	List Price	Carton Price	Quantity Per Carton	Actual Weight	S-Parcel Billable Weight	Carton Cube	Freight Class
	<b>Pique™ Stack Chair</b> 4289 * Pique™ Stack Chair 000.00 Seat Height: 17½" Seat Size: 17¼"W x 18¼"D Back Size: 20"W x 19½"H Overall: 20¼"W x 19¼"D x 32"H Plastic: Black-BL, Crimson-CI, Grass-GS, Gray-GR, Green-GN, Lapis-LA, Latte-LT, Pearl-PE, Plum-PL, Purple-PU * Only available to order by Carton.	4289BL 4289CI 4289GS 4289LA 4289LT 4289PE 4289PL	174.00	696.00	4	70	LTL	11.67	150
	4289* Pique™ Stack Chair Seat Height: 17½" Seat Size: 17¼"W x 18¼"D Back Size: 20"W x 19½"H Overall: 20¼"W x 19¼"D x 32"H Plastic Back & Seat/Silver Base: Black/Silver-BLSL, Latte/Silver-LTSL, Plum/Silver-PLSL * Only available to order by Carton.	4289BLSL 4289LTSL 4289PLSL	174.00	696.00	4	70	122	11.67	150

	<b>Sled Base Stack Chair Cart</b> 4190SL Sled Base Stack Chair Cart Stack 20 sled base chairs (For Agiliti™, Pique™, Reve™, Vy™ & Currant™ High-Density Stack Chairs)	4190SL	190.00	190.00	1	20	57	5.31	70
---	--	--------	--------	--------	---	----	----	------	----

PLEASE CHOOSE OPTIONS FROM BELOW:

Model	Style	Plastic Back		Plastic Seat		Frame
4289	PGSB-Plastic Back & Seat, Sled Base	BL-Black CI-Crimson GS-Grass GR-Gray GN-Green	LA-Lapis LT-Latte PE-Pearl PL-Plum PU-Purple	BL-Black CI-Crimson GS-Grass GR-Gray GN-Green	LA-Lapis LT-Latte PE-Pearl PL-Plum PU-Purple	SL-Silver
Example:	4 2 8 9 +	P G S B +	L A +	L A +	S L	




# Niche™ Nesting Chair Series

Model #	Description	Fabric Grades	List Price	Carton Price	Quantity Per Carton	Actual Weight	S-Parcel Billable Weight	Carton Cube	Freight Class
	4390 Niche™ Nesting Chair - Plastic Back, Plastic Seat Plastic Back, Upholstered Seat Seat Height: 18" Back Size: 19"W x 16½"H Overall: 22"W x 23"D x 33½"H COM Yardage: 0.75 yds.	Plastic 01 02 03 COM	345.00 392.00 414.00 438.00 414.00	345.00 392.00 414.00 438.00 414.00	1	32	143	13.67	250
	4390 Niche™ Nesting Chair - Upholstered Back & Seat COM Yardage: 1.25 yds.	01 02 03 COM	438.00 460.00 484.00 460.00	438.00 460.00 484.00 460.00	1	32	149	13.67	250
	4390 Niche™ Nesting Chair - Mesh Back, Plastic Seat Mesh Back, Upholstered Seat COM Yardage: 0.75 yds.	Plastic 01 02 03 COM	391.00 438.00 460.00 484.00 460.00	391.00 438.00 460.00 484.00 460.00	1	32	149	13.67	250
	Niche™ Arms	Arms	70.00	70.00					
	Niche™ Tablet Arm Only (Right Only)	Tablet	70.00	70.00					

PLEASE CHOOSE OPTIONS FROM BELOW:

Model	Style	Frame Color	Fabric Grade	Fabric	Optional Accessories
4390	MPAL-Mesh Back, Plastic Seat, Armless MPWA-Mesh Back, Plastic Seat, with Arms MUAL-Mesh Back, Upholstered Seat, Armless MUWA-Mesh Back, Upholstered Seat, with Arms PPAL-Plastic Seat/Back, Armless PPWA-Plastic Seat/Back, with Arms UUAL-Upholstered Seat/Back, Armless UUWA-Upholstered Seat/Back, with Arms	BL-Black SL-Silver	01 02 03 COM	See pgs. 144-145 for Grades 01 - 03 fabric swatches	RT-Right Tablet Arm
Example:	4 3 9 0+	M U W A +	B L +	0 2+	C A 0 2+



# Mii™ Nesting Guest Seating

Model #	Description	Fabric Grades/Model #	List Price Ea.*	List Carton Price	Quantity Per Carton	Actual Weight	S-Parcel Billable Weight	Carton Cube	Freight Class	
<b>Mii™ Nesting Chair Series</b>										
	<b>4281</b> Mii™ Nesting Chair - Plastic Back, Upholstered Seat Seat Height: 17½" Seat Size: 19"W x 17"D Back Size: 17"W x 12"H Overall: 22"W x 19"D x 32½"H COM Yardage: 0.75 yds.	01	413.00	413.00	1	34	109	10.43	250	
		02	445.00	445.00						
		03	472.00	472.00						
		COM	445.00	445.00						
	Mii™ Nesting Chair - Upholstered Back & Seat COM Yardage: 1 yd.	01	445.00	445.00	1	34	109	10.43	250	
		02	472.00	472.00						
		03	502.00	502.00						
		COM	472.00	472.00						
	Mii™ Nesting Chair - Mesh Back, Upholstered Seat COM Yardage: 0.75 yds.	01	444.00	444.00	1	34	109	10.43	250	
		02	472.00	472.00						
		03	502.00	502.00						
		COM	472.00	472.00						
	Mii™ Tablet Arm (Right Only)	Tablet	149.00	149.00						


PLEASE CHOOSE OPTIONS FROM BELOW:

Model	Style	Mesh Back	Fabric Grade	Fabric	Optional Accessories
4281	MUWA-Mesh Back PUWA-Plastic Back UUWA-Upholstered Back	BL-Black CH-Charcoal WE-Wine	01 02 03 COM	See pgs. 144-145 for Safco Full Line fabric swatches	RT-Right Tablet Arm
<b>Example:</b> 4 2 8 1+	<b>M U W A +</b>	<b>W E +</b>	<b>0 2+</b>	<b>C A 0 2 +</b>	<b>R T</b>

## xtc® Nesting Seating

	<b>xtc® Nesting Chair</b>								
	<b>3480BL</b>	xtc® Plastic Nesting Chair, Black Seat Height: 18" Seat: 17½"W x 17¼"D Back: 19¼"W x 8½"H Overall: 24"W x 21½"D x 30¾"H Plastic: Black-BL * Only available to order by Carton.	3480BL	252.00	504.00	2	34	110	10.58
	<b>xtc® Upholstered Nesting Chair</b>								
	<b>3481BL</b>	xtc® Upholstered Nesting Chair Seat Height: 18" Seat: 17½"W x 17¼"D Back: 19¼"W x 8½"H Overall: 24"W x 21½"D x 30¾"H Fabric: Black-BL * Only available to order by Carton.	3481BL	287.00	574.00	2	46	136	12.59

## Reve™ Nesting Seating

	<b>Reve™ Nesting Chair</b>									
	<b>6808</b>	Reve™ Plastic Nesting Chair Seat Height: 18½" (BLP) 19¼" (BLU) Seat Size: 18"W x 17"D Back Size: 18"W x 13¾"H Overall: 25½"W x 25"D x 35¾"H All Plastic: Black-BLP Plastic Back, Upholstered Seat: Black Upholstered Seat-BLU * Only available to order by Carton.	6808BLP	150.00	300.00	2	54.4	118	11.23	250
			6808BLU	150.00	300.00	2	54.4	118	11.23	250

See Reve™ Nesting Chair Series on page 151

Office Suites  
Seating  
Tables  
Desks  
Meeting Essentials  
Personal Organization  
Ergonomics  
High Density Storage  
Storage & Filing  
Facilities  
Technology Furniture  
Art & Engineering

# Thesis™ Training Chair

Office Suites

Seating

Tables

Desks

Meeting Essentials

Personal Organization

Ergonomics




High Density Storage




Storage & Filing


Facilities


Technology Furniture

Art & Engineering

Model #	Description	Fabric Grades/ Model #	List Price Ea.*	List Carton Price	Quantity Per Carton	Actual Weight	S-Parcel Billable Weight	Carton Cube	Freight Class
<b>Thesis™ Training Chair</b>									
 KTS1*	Thesis™ Static Back Chair with Arms	KTS1	403.00	806.00	2	53	53	9.1	150
 KTS2*	Thesis™ Static Back Chair Armless	KTS2	383.00	766.00	2	47	47	7.7	150
 KTS3*	Thesis™ Static Back Chair with Tablet Seat Height: 18" Seat Size: 18¼"W x 17½"D Overall: 22¼"W x 22½"D x 33"H; (KTS3 24"W x 26¼"D x 33"H) Plastic Backrest: Gray Fabric Seat: Black * Only available to order by Carton.	KTS3	503.00	1,006.00	2	64	64	9.1	125

<b>Thesis™ Training Chair</b>									
 KTX1*	Thesis™ Flex Back Chair with Arms	KTX1	418.00	836.00	2	50	50	9.1	250
 KTX2*	Thesis™ Flex Back Chair Armless	KTX2	398.00	796.00	2	43	43	5.0	100
 KTX3*	Thesis™ Flex Back with Tablet Chair Seat Height: 18" Seat Size: 18¼"W x 17½"D Overall: 22¼"W x 22½"D x 33¼"H; (KTS3 24"W x 25¼"D x 33¼"H) Plastic Backrest: Black Fabric Seat: Black * Only available to order by Carton.	KTX3	518.00	1,036.00	2	60	60	9.1	125

<b>Thesis™ Static Back Training Chair Upholstered</b>										
 THESIS	Thesis™ Static Back Chair Armless, Upholstered Seat	Grade 1	01	558.00	1,116.00	2	53	53	7.7	125
	Seat Height: 18"	Grade 2	02	17.00	34.00					
	Seat Size: 18¼"W x 17½"D	Grade 3	03	35.00	70.00					
	Overall: 22¼"W x 22½"D x 33"H	COM Yardage: 0.75 yds.	COM	17.00	34.00					
	With Tablet Arm: 24"W x 26¼"D x 33"H									
	Plastic Backrest: Gray									
				Upcharge						
				Arms						
				Arms	23.00	46.00				
				Tablet	138.00	276.00				

<b>Upholstered Thesis™ Flex Back Training Chair</b>										
 THESIS	Thesis™ Flex Back Chair Armless, Upholstered Seat	Grade 1	01	576.00	1,152.00	2	43	43	8.4	150
	Seat Height: 18"	Grade 2	02	17.00	34.00					
	Seat Size: 18¼"W x 17½"D	Grade 3	03	35.00	70.00					
	Overall: 22¼"W x 22½"D x 33¼"H	COM Yardage: 0.75 yds.	COM	17.00	34.00					
	With Tablet Arm: 24"W x 25¼"D x 33¼"H									
	Plastic Backrest: Black									
				Upcharge						
				Arms						
				Arms	23.00	46.00				
				Tablet	138.00	276.00				

See pgs. 144-145 for Fabric Grades 01 - 03 and COM information

Model #	Description	Fabric Grades/ Model #	List Price Ea.	List Carton Price	Quantity Per Carton	Actual Weight	S-Parcel Billable Weight	Carton Cube	Freight Class
<b>Optional Chair Glides</b>									
GLCHAIR4	Chair Glides (4/pk)	GLCHAIR4	41.00	41.00	4	1	1	0.0	100

Model #	Description	Fabric Grades/Model #	List Price Ea.*	List Carton Price	Quantity Per Carton	Actual Weight	S-Parcel Billable Weight	Carton Cube	Freight Class
	<b>Moto™ Stack Chair</b> <b>4184</b> Moto™ Mobile Stack Chair Seat Height: 18" Seat: 17½"W x 17"D Back: 18"W x 13¾"H Overall: 23½"W x 23"D x 31¾"H Fabric: Black-BL, Charcoal-CH * Only available to order by Carton.	4184BL 4184CH	250.00	500.00	2	42	147	12.73	250
	<b>Zippi™ Stack Chair</b> <b>3385BL</b> Zippi™ Plastic Stack Chair, Black Seat Height: 17" Seat: 18¼"W x 17½"D Back: 18¼"W x 17¼"H Overall Size: 18¾"W x 21½"D x 33½"H * Only available to order by Carton.	3385BL	172.00	344.00	2	30	136	13	250
	<b>Sy™ Guest Chair</b> <b>3563</b> Sy™ Guest Chair Seat Height: 16" Seat Size: 25"W x 16"D Back Size: 25"W x 16"H Overall: 25¼"W x 25¼"D x 29½"H Finish: Black-BL, Brown-BR, Red-RD, White-WH	3563BL 3563BR 3563RD 3563WH	452.00	452.00	1	20	127	11.85	300
	<b>Bosk™ Wood Stack Chair</b> <b>4298</b> Bosk™ Wood Stack Chair Overall: 19½"W x 18"D x 33½"H Finish: Beech-BH, Cherry-CY, Espresso-ES * Only available to order by Carton.	4298BH 4298CH 4298ES	244.00	488.00	2	31	115	11.7	250
	<b>Bosk™ Wood Stool</b> <b>4299</b> Bosk™ Wood Stool Overall: 21"W x 20½"D x 34½"H Finish: Beech-BH, Cherry-CY, Espresso-ES	4299BH 4299CY 4299ES	353.00	353.00	1	15	28	3.56	125
	<b>Entourage™ Indoor/Outdoor Stack Chair</b> <b>4359</b> Entourage™ Stack Chair Seat Height: 18" Seat: 17"W x 18"D Back: 19½"W x 12½"H Overall: 19½"W x 21½"D x 30"H Finish: Gray-GR, Grass-GS, White-WH * Only available to order by Carton.	4359GR 4359GS 4359WH	140.00	560.00	4	54	127	12.15	150
	<b>Next™ Stack Chair</b> <b>4287*</b> Next™ Stack Chair, High Impact Polypropylene Back & Seat Seat Height: 17½" Seat: 17½"W x 18½"D Back: 17½"W x 15½"H Overall Size: 19½"W x 20"D x 32"H Finish: Black-BL, White-WH * Only available to order by Carton.	4287BL 4287WH	150.00	462.00	4	59.5	-	14.0	175

Office Suites

Seating

Tables

Desks

Meeting Essentials

Personal Organization

Ergonomics

High Density Storage

Storage & Filing

Facilities

Technology Furniture

Art & Engineering



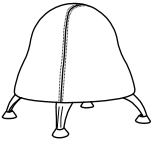



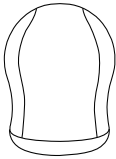


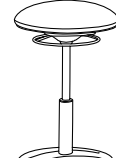
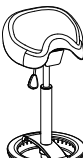
# Guest Seating

Office Suites  
Seating  
Tables  
Desks  
Meeting Essentials  
Personal Organization  
Ergonomics  
High Density Storage  
Storage & Filing  
Facilities  
Technology Furniture  
Art & Engineering

Model #	Description	Fabric Grades/ Model #	List Price	Carton Price	Quantity Per Carton	Actual Weight	S-Parcel Billable Weight	Carton Cube	Freight Class
<b>Currant™ Stack Chair</b>									
4271	Currant™ Stack Chair Seat Height: 17½" Seat Size: 17¾"W x 18½"D Overall: 21"W x 21"D x 32"H Finish Seat, Back & Frame: Black/Black-BB, Black/Chrome-BC, Red/Red-RD	4271BB 4271BC 4271RR	130.00	520.00	4	59	125	11.63	250
<b>Currant™ Stack Chair with Mesh Back</b>									
4271	Currant™ Stack Chair with Mesh Back Seat Height: 17½" Seat Size: 17¾"W x 18½"D Overall: 21"W x 21"D x 32"H Finish Seat & Frame: Black Mesh/Black-BM, Black Mesh/Chrome-CM, Red Mesh/Red-RM	4271BM 4271CM 4271RM	160.00	640.00	4	59	125	11.63	250
<b>Currant™ Bistro-Height Stool</b>									
4273	Currant™ Bistro-Height Stool Seat Height: 30" Seat Size: 17¾"W x 18½"D Overall: 22¼"W x 23½"D x 44½"H Finish Seat, Back & Frame: Black/Black-BB, Black/Chrome-BC, Red/Red-RD	4273BB 4273BC 4273RR	289.00	578.00	2	20		16.58	0925
<b>Currant™ Bistro-Height Stool with Mesh Back</b>									
4273	Currant™ Bistro-Height Stool with Mesh Back Seat Height: 30" Seat Size: 17¾"W x 18½"D Overall: 22¼"W x 23½"D x 44½"H Finish Seat & Frame: Black Mesh/Black-BM, Black Mesh/Chrome-CM, Red Mesh/Red-RM	4273BM 4273CM 4273RM	319.00	638.00	2	20		16.58	0925
<b>Bandi™ Stack Chair</b>									
4275	Bandi™ Stack Chair Seat Height: 17½" Seat Size: 16"W x 16¾"D Overall: 23¾"W x 19"D x 31"H Finish: Blue-BU, Green-GN, Red-RD, White-WH	4275BU 4275GN 4275RD 4275WH	185.00	370.00	2	28	132	11.98	250
<b>Safco® Stack Chair</b>									
4185*	Safco® Stack Chair Seat Height: 18" Seat: 18"W x 16¼"D Back: 18¾"W x 12¾"H Overall: 21¼"W x 17¼"D x 30¾"H Color: Black-BL, Blue-BU, Burgundy-BG, Charcoal-CH * Only available to order by Carton	4185BL 4185BU 4185BG 4185CH	106.00	424.00	4	60	LTL	14.0	150
4188	Stacking Chair Cart Supports up to 15 Stack Chairs	4188	143.00	143.00	1	25	25	1.18	70

# Outdoor/Indoor Seating

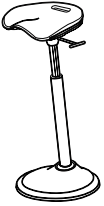
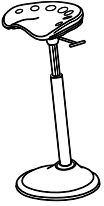
<b>CoGo™ Steel Outdoor/Indoor Stack Chair</b>									
4360	CoGo™ Steel Stack Chair Seat Size: 16½"W x 16"D Back: 21"W x 11¼"H Overall: 18½"W x 22"D x 28¾"H Finish: Black-BL, Blue-BU, Red-RD, White-WH See matching CoGo™ Tables on page 206	4360BL 4360BU 4360RD 4360WH	175.00	350.00	2	40	121	11.57	250
<b>CoGo™ Steel Outdoor/Indoor Bench</b>									
4368	CoGo™ Steel Bench with Back Seat Size: 60"W x 25"D Overall: 60"W x 25"D x 30"H Finish: Black-BL, Blue-BU, Red-RD, White-WH	4368BL 4368BU 4368RD 4368WH	599.00	599.00	1	88	97	9.15	85
<b>CoGo™ Steel Outdoor/Indoor Backless Bench</b>									
4369	CoGo™ Steel Backless Bench Seat Size: 60"W x 25"D Overall: 60"W x 25"D x 17½"H Finish: Black-BL, Blue-BU, Red-RD, White-WH	4369BL 4369BU 4369RD 4369WH	499.00	499.00	1	56	68	9.15	85

Model #	Description	Fabric Grades/ Model #	List Price Ea.*	List Carton Price	Quantity Per Carton	Actual Weight	S-Parcel Billable Weight	Carton Cube	Freight Class
<b>Runtz™ Ball Chair</b>									
	<b>4755</b> Runtz™ Ball Chair Seat Height: 17" Seat Size: 12" Dia. Overall: 22½" Dia. x 17" H Fabric: Licorice-BL, Blue-BU, Sour Apple-GS, Orange-OR, Bubble Gum-PI	4755	250.00	250.00	1	14	21	1.8	125
	<b>4756BV</b> Runtz™ Ball Chair, Black Vinyl-BV	4756BV	250.00	250.00	1	14	21	1.83	125
<b>Runtz™ Ball Chair, Vinyl Series</b>									
	<b>4757</b> Runtz™ Ball Chair, Vinyl Series Grade 2 Vinyl, Dot.com, Hathaway	4757	365.00 N/C N/C	365.00 N/C N/C	1	14	21	1.83	150
<b>Zenergy™ Ball Chair</b>									
	<b>4750</b> Zenergy™ Ball Chair Seat Height: 23" Seat Size: 17½" Dia. Overall: 22½" Dia. x 23" H Fabric: Black-BL, Blue-BU, Crimson-CI, Grass-GS, Gray-GR, Orange-OR, Pink-PI	4750	261.00	261.00	1	15	21	1.8	100
	<b>4751BV</b> Zenergy™ Ball Chair, Black Vinyl-BV	4751BV	261.00	261.00	1	16	20	1.76	100
Designed by Thomas Walser.	<b>Zenergy™ Ball Chair, Vinyl Series</b>								
	<b>4753</b> Zenergy™ Ball Chair, Vinyl Series Grade 1 Vinyl: Dillon Grade 2 Vinyl: Canter, Canyon, Dot.com, Hathaway Phoenix, Persuasion, Whisper, Vibe	4753	375.00	375.00	1	16	21	1.8	150
<b>Zenergy™ Swivel Ball Chair</b>									
	<b>4760</b> Zenergy™ Swivel Ball Chair Seat Size: 17½" Dia. Overall: 17½" Dia. x 23" H Fabric: Black-BL, Blue-BU, Green-GN, Orange-OR, Black Vinyl-BV	4760BL 4760BU 4760GN 4760OR 4760BV	299.00	299.00	1	16	22	2.06	85
	Designed by Thomas Walser.								
<b>Twixt™ Active Seating Chair</b>									
<b>Twixt™ Active Seating Chair 1 5 *</b>									
	<b>3000</b> Twixt™ Sitting-Height Stool Seat Height: 17" - 22" Seat Size: 15" Dia. Overall: 15" Dia. x 17" - 22" H Fabric: Black-BL, Blue-BU, Green-GN, Orange-OR, Black Vinyl-BV	3000BL 3000BU 3000GN 3000OR 3000BV	250.00	250.00	1	16	16	1.54	150
	Designed by Thomas Walser.								
	<b>3000</b> Twixt™ Series Sitting-Height Stool, Custom Seat Height: 17" - 22" Seat Size: 15" Dia. Overall: 15" Dia. x 17" - 22" H COM Yardage: .75 yds. Bases: Black, Chrome, White	01 02 03 COM	25.00 40.00 55.00 40.00	25.00 40.00 55.00 40.00	1	16	16	1.54	150
	Designed by Thomas Walser.								
<b>3005BV</b> Twixt™ Mid-Height Saddle Stool Seat Height: 17" - 22" Overall: 15½"W x 15½"D x 17" - 22"H Fabric: Black Vinyl-BV	3005BV	250.00	250.00	1	16.2	17	1.53	150	
Designed by Thomas Walser.									
<b>Twixt™ Active Seating Chair 1 5 *</b>									
	<b>3001</b> Twixt™ Extended-Height Stool Seat Height: 22" - 31¾" Seat Size: 15½" Dia. Overall: 15½" Dia. x 22" - 31¾" H Fabric: Black-BL, Blue-BU, Green-GN, Orange-OR, Black Vinyl-BV	3001BL 3001BU 3001GN 3001OR 3001BV	275.00	275.00	1	17	19	1.76	150
	Designed by Thomas Walser.								
	<b>3001</b> Twixt™ Series Extended-Height Stool, Custom Seat Height: 22" - 31¾" Seat Size: 15½" Dia. Overall: 15½" Dia. x 22" - 31¾" H COM Yardage: .75 yds. Bases: Black, Chrome, White	01 02 03 COM	25.00 40.00 55.00 40.00	25.00 40.00 55.00 40.00	1	17	19	1.76	150
	Designed by Thomas Walser.								
<b>3006BV</b> Twixt™ Extended-Height Saddle Stool Seat Height: 22" - 31¾" Overall: 15½"W x 15½"D x 22" - 31¾"H Fabric: Black Vinyl-BV	3006BV	275.00	275.00	1	17.6	21	1.89	150	
Designed by Thomas Walser.									


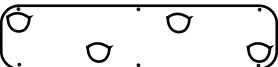
\*See page 143 for Chair Features and pages 190-191 for Chair Functions.

Office Suites  
Seating  
Tables  
Desks  
Meeting Essentials  
Personal Organization  
Ergonomics  
High Density Storage  
Storage & Filing  
Facilities  
Technology Furniture  
Art & Engineering


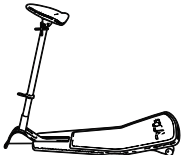
## Upright Seating - Mobis® Seat

	Model #	Description	Fabric Grades/ Model #	List Price Ea.*	List Carton Price	Quantity Per Carton	Actual Weight	S-Parcel Billable Weight	Carton Cube	Freight Class
	<b>FFS-1000</b>	Mobis® Seat Weight Capacity: 300 lbs. Seat Height: 25" - 35" Seat Size: 16"W x 10 1/2"D Overall Size: 16"W x 15"D x 25" - 35"H Seat Cushion: Black-BK, Cobalt Blue-BL, Chili Pepper-RD, Citrus-CT	FFS-1000-BK FFS-1000-BL FFS-1000-RD FFS-1000-CT	596.00	596.00	1	27	61	5.81	152
	<b>FFB-1000-BB</b>	Mobis® Seat and Stabilizing Footrest Typical BB=Seat cushion color choice of BK (Black), BL (Cobalt), CT (Citrus), RD (Chili Pepper)	FFB-1000	659.00	659.00	2	Refer to individual items for Shipping information			
	<b>FFS-2000</b>	Mobis® II Seat Weight Capacity: 300 lbs. Seat Height: 25" - 35" Seat Size: 16"W x 11 1/2"D Overall Size: 16"W x 15"D x 25" - 35"H Seat Cushion: Black-BK, Cobalt Blue-BL, Chili Pepper-RD, Citrus-CT	FFS-2000-BK FFS-2000-BL FFS-2000-RD FFS-2000-CT	596.00	596.00	1	24	47	4.46	150
	<b>FFB-2000-BB</b>	Mobis® II Seat and Stabilizing Footrest Typical BB=Seat cushion color choice of BK (Black), BL (Cobalt), CT (Citrus), RD (Chili Pepper)	FFB-2000	659.00	659.00	2	Refer to individual items for Shipping information			

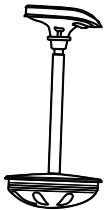

## Upright Seating - Mogo Seat

	<b>FKS-1000</b>	Mogo Seat Weight Capacity: 300 lbs. Seat Height: 18 1/2" - 38" Seat Size: 14 1/2"W x 8"D Overall Size: 14 1/2"W x 8"D x 18 1/2" - 38"H Seat Cushion: Black-BK, Chili Pepper-RD	FKS-1000-BK FKS-1000-RD	132.00	132.00	1	4	6	0.52	100
	<b>FKB-1000-BB</b>	Mogo Seat and Stabilizing Footrest Bundle BB=Seat cushion color choice of BK (Black), RD (Chili Pepper)	FKB-1000	214.00	214.00	2	Refer to individual items for Shipping information			
	<b>2260</b>	Mogo Wall Rack Overall Size: 37"W x 8 1/2"D x 1"H Black-BK, Silver-SL, White-WH	2260BL 2260SL 2260WH	125.00	125.00	1	10	11	1.02	70

## Upright Seating - Locus™ Seat


	<b>FLT-1000*</b>	Locus™ Seat with Anti-Fatigue Mat Weight Capacity: 300 lbs. Seat Height: 31" - 41" Seat Size: 16"W x 10 1/2"D Overall Size: 25 1/2"W x 37" - 45"D x 31" - 41"H Seat Cushion: Black-BK-BK, Chili Pepper-BK-RD, Citrus-BK-CT *See Pgs. 240-241 for Bundle information with Desks, Tables and other accessories.	FLT-1000-BK-BK FLT-1000-BK-RD FLT-1000-BK-CT	1,041.00	1,041.00	1	48	66	6.25	125
	<b>FLT-1000*</b>	Locus™ Seat with Anti-Fatigue Mat Seat Cushion: Black/Black Synthetic Nubuck-BK-NB *See Pgs. 240-241 for Bundle information with Desks, Tables and other accessories.	FLT-1000-BK-NB	1,099.00	1,099.00	1	48	66	6.25	125

## Upright Seating - Pivot Seat


	<b>FWS-1000</b>	Pivot Seat Weight Capacity: 300 lbs. Seat Height: 26" - 35 1/2" Seat Size: 16"W x 11 1/2"D Overall Size: 13 1/2"W x 16"D x 24 1/2" - 36"H Seat Cushion: Black-BK, Cobalt Blue-BL, Chili Pepper-RD, Citrus-CT	FWS-1000-BK FWS-1000-BL FWS-1000-RD FWS-1000-CT	427.00	427.00	1	33	33	2.36	85
	<b>FWB-1000-BB</b>	Pivot Seat and Stabilizing Footrest Bundle BB=Seat cushion color choice of BK (Black), BL (Cobalt), CT (Citrus), RD (Chili Pepper)	FWB-1000	496.00	496.00	2	Refer to individual items for Shipping information			
	<b>FFR-1000</b>	Stabilizing Footrest Weight Capacity: 300 lbs. Overall Size: 14"W x 26"D x 3 1/2"H	FFR-1000	90.00	90.00	1	4.5	6	0.54	150

**PROP 65** These products are subject to California Proposition 65. Please visit the product detail page on our website for specific information.

# Twister™ Active Seating

Model #	Description	Fabric Grades/ Model #	List Price Ea.	List Carton Price	Quantity Per Carton	Actual Weight	S-Parcel Billable Weight	Carton Cube	Freight Class
 Designed by Martin Keen.	<b>2276</b> Twister™ Active Seating Seat Height: 20" Seat Size: 16"W x 11½"D Overall Size: 13"Diameter	2276BL	167.00	167.00	1	6	6	2.77	150

# Fidget™ Active Seating

 Designed by Martin Keen.	<b>2270</b> Fidget™ Active Stool, 14"H Weight Capacity: 300 lbs. Overall Size: 16"W x 10½"D x 14"H	2270BL	208.00	208.00	1	5.8	5.8	2.23	150
	<b>2271</b> Fidget™ Active Stool, 18"H Weight Capacity: 300 lbs. Overall Size: 16"W x 10½"D x 18"H	2271BL	214.00	214.00	1	6	6	2.64	150
	<b>2272</b> Fidget™ Active Stool, 22"H Weight Capacity: 300 lbs. Overall Size: 16"W x 10½"D x 22"H	2272BL	219.00	219.00	1	6.6	6.6	3.27	150












# Swivel Keg

Safco® Swivel Keg									
	<b>5050</b> Swivel Keg Series Stool Seat Height: 20" Seat Size: 16¼"Dia. Overall: 16¼"Dia. x 20"H COM Yardage: .75 yds.	5050BL	234.00	234.00	1	25	43	3.85	150
		01	77.00	77.00					
		02	97.00	97.00					
		03	119.00	119.00					
	COM	97.00	97.00						




Office Suites  
Seating  
Tables  
Desks  
Meeting Essentials  
Personal Organization  
Ergonomics  
High Density Storage  
Storage & Filing  
Facilities  
Technology Furniture  
Art & Engineering

# Gist™ Seating Series

Office Suites  
Seating  
Tables  
Desks  
Meeting Essentials  
Personal Organization  
Ergonomics  
High Density Storage  
Storage & Filing  
Facilities  
Technology Furniture  
Art & Engineering







Model #	Description	Fabric Grades/ Model #	List Price Ea.	List Carton Price	Quantity Per Carton	Actual Weight	S-Parcel Billable Weight	Carton Cube	Freight Class
<b>Gist™ Multi-Purpose Chair 1 5 6 11 12 *</b>									
	<b>GS11</b> Gist™ Multi-Purpose Chair Seat Height: 17½" - 21" Seat Size: 18"W x 17½"D Overall: 26½"W x 22½"D x 37¾" - 41¼"H Silver/Black Mesh Back, Black Fabric Seat. Black Base-SVRBLK	GS11SVRBLK	520.00	520.00	1	48	48	8.1	150
		  							
<b>Gist™ Task Chair 1 4 5 6 9 11 12 *</b>									
	<b>GS22</b> Gist™ Task Chair Seat Height: 17½" - 21" Seat Size: 18"W x 17½" - 19½"D x 22¼" H Overall: 26½"W x 23"-25"D x 37¾" - 41¼"H Silver/Gray Mesh Back, Gray Fabric Seat, Gray Base-GRYGRY Silver/Black Mesh Back, Black Fabric Seat, Black Base-SVRBLK	GS22GRYGRY	606.00	606.00	1	50	50	8.4	125
		GS22SVRBLK	606.00	606.00	1	50	50	8.4	125
  									
<b>Gist™ Task Plus+ Chair 1 4 5 6 9 11 12 *</b>									
	<b>GS33</b> Gist™ Task Plus+ Chair Seat Height: 17½"-21" Seat Size: 18"-19½"W x 17½"-19½"D x 22¼" H Overall: 25½"-27" W x 23"-25"D x 37¾"-41¼"H Silver/Gray Mesh Back, Gray Fabric Seat, Gray Base-GRYGRY Silver/Black Mesh Back, Black Fabric Seat, Polished Aluminum Base-SVRBLK	GS33GRYGRY	710.00	710.00	1	50	50	8.4	125
		GS33SVRBLK	710.00	710.00	1	50	50	8.4	125
  									

# Gist™ Upholstered Seating Series

<b>Gist™ Upholstered Multi-Purpose Chair 1 5 6 11 12 *</b>										
	<b>GS11</b> Gist™ Upholstered Multi-Purpose Chair Seat Height: 17½" - 21" Seat Size: 18"W x 17½"D Overall: 26½"W x 22½"D x 37¾"-41¼"H Black Mesh Back, Black Base-BKM Silver/Black Mesh Back, Black Base-SVR	01	635.00	635.00	1	48	48	8.4	100	
		Upcharge								
		02	36.00	36.00						
		03	72.00	72.00						
		COM	36.00	36.00						
<b>Gist™ Upholstered Task Chair 1 4 5 6 9 11 12 *</b>										
	<b>GS22</b> Gist™ Upholstered Task Chair Seat Height: 17½" - 21" Seat Size: 18"W x 17½"-19½"D x 22¼" H Overall: 26½"W x 23"-25"D x 37¾"-41¼"H Black Mesh Back, Black Base-BKM Silver/Black Mesh Back, Black Base-SVR	01	735.00	735.00	1	50	50	8.4	100	
		Upcharge								
		02	36.00	36.00						
		03	72.00	72.00						
		COM	36.00	36.00						
Custom upholstered versions on GSA.										
<b>Gist™ Upholstered Task Plus+ Chair 1 4 5 6 9 11 12 *</b>										
	<b>GS33</b> Gist™ Task Plus+ Chair Seat Height: 17½"-21" Seat Size: 18"-19½"W x 17½"-19½"D x 22¼" H Overall: 25½"-27" W x 23"-25"D x 37¾"-41¼"H Black Mesh Back, Black Base-BKM Silver/Black Mesh Back, Black Base-SVR	01	854.00	854.00	1	50	50	8.4	100	
		Upcharge								
		02	36.00	36.00						
		03	72.00	72.00						
		COM	36.00	36.00						

See pgs. 144-145 for Fabric Grades 01 - 03 and COM information or Refer to online upholstery fabric card for current standard carded options. COM program available. See website for guidelines and order form. Custom upholstered versions on GSA.

\*See page 143 for Chair Features and pages 190-191 for Chair Functions.

Model #	Description	Fabric Grades/ Model #	List Price Ea.*	List Carton Price	Quantity Per Carton	Actual Weight	S-Parcel Billable Weight	Carton Cube	Freight Class
<b>Valoré® High-Back Chair</b>									
	<b>TSH1</b> Valoré® Training Chair with Integrated Arms Seat Height: 18½" Seat Size: 19"W x 17"D x 18"H Overall: 23"W x 24"D x 36½"H <b>Mesh Seat Back:</b> Black-BB, Red-BR, Silver-B5 <b>Fabric Seat:</b> Black Legs: Chrome * Only available to order by Carton.	TSH1BB TSH1BR TSH1BS	462.00	924.00	2	53	53	14.1	250
	<b>TSH2</b> Valoré® Training Chair Armless Seat Height: 18½" Seat Size: 18¾"W x 17"D x 18"H Overall: 20"W x 24"D x 36½"H <b>Mesh Seat Back:</b> Black-BB, Red-BR, Silver-B5 <b>Fabric Seat:</b> Black Legs: Chrome * Only available to order by Carton.	TSH2BB TSH2BR TSH2BS	446.00	892.00	2	50	50	12.1	250
<b>Valoré® Upholstered High-Back Chair</b>									
	<b>TSH1</b> Valoré® Upholstered Training Chair with Integrated Arms Seat Height: 18½" Seat Size: 19"W x 17"D x 18"H Overall: 23"W x 24"D x 36½"H <b>Mesh Back:</b> Black Legs: Black-B, Chrome-C, Silver-S * Only available to order by Carton.	01 02 03 COM	639.00 36.00 71.00 36.00	1,278.00 Upcharge 72.00 142.00 72.00	2	55	55	14.1	250
	<b>TSH2</b> Valoré® Upholstered Training Chair Armless Seat Height: 18½" Seat Size: 18¾"W x 17"D x 18"H Overall: 20"W x 24"D x 36½"H <b>Mesh Back:</b> Black Legs: Black-B, Chrome-C, Silver-S * Only available to order by Carton.  Custom upholstered versions on GSA.	01 02 03 COM	621.00 36.00 71.00 36.00	1,242.00 Upcharge 72.00 142.00 72.00	2	51	51	14.1	250
<b>Valoré® Mid Back Chair</b>									
	<b>TSM2*</b> Valoré® Mid Back Chair Seat Height: 18½" Seat Size: 18"W x 17"D x 17½"H Overall: 21½"W x 24½"D x 36"H <b>Mesh Seat Back:</b> Black-BB, Burgundy-BR <b>Fabric Seat:</b> Black Legs: Chrome * Only available to order by Carton.	TSM2BB TSM2BR	321.00	642.00	2	42	42	10.8	250
<b>Valoré® Height-Adjustable Task Chair</b>									
	<b>Valoré® Height-Adjustable Task Chair 1 5*</b> <b>TSH3</b> Valoré® Height-Adjustable Task Chair Seat Height: 18½"-22¼" Seat Size: 19½"W x 17"D x 18"H Overall: 23½"W x 20½"D x 36½"-40¼"H <b>Mesh Seat Back:</b> Black-BB, Red-BR, Silver-B5 <b>Fabric Seat:</b> Black Base: Aluminum	TSH3BB TSH3BR TSH3BS	665.00	665.00	1	33	33	6.2	150
<b>Optional Chair Glides</b> Available for the TSH1 & TSH2 High Back and TSM2 Mid Back chairs.									
<b>GLCHAIR4</b>	Chair Glides (4/pk)	GLCHAIR4	41.00	41.00	4	1	1	0.0	100
<b>Optional Chair Casters</b> - Not for use with Big & Tall Series.									
<b>SCC</b>	Chair Casters (5/pk)	SCC	69.00	69.00	5	1	1	0.4	100
<b>SCC4</b>	Chair Casters (4/pk)	SCC4	56.00	56.00	4	1	1	0.4	100

\*See page 143 for Chair Features and pages 190-191 for Chair Functions.

Office Suites  
Seating  
Tables  
Desks  
Meeting Essentials  
Personal Organization  
Ergonomics  
High Density Storage  
Storage & Filing  
Facilities  
Technology Furniture  
Art & Engineering

# Flaunt™ Seating

Office Suites

Seating

Tables

Desks

Meeting Essentials

Personal Organization

Ergonomics

High Density Storage

Storage & Filing

Facilities

Technology Furniture

Art & Engineering

Fabric Grades/Model #    List Price Ea.    List Carton Price    Quantity Per Carton    Actual Weight    S-Parcel Billable Weight    Carton Cube    Freight Class

Model #    Description



### Flaunt™ Seating **1 5 6 11 12 \***

**3456** Flaunt™ Mid Back Manager Chair  
 Seat Height: 18" - 21"  
 Seat: 18"W x 17"D  
 Back: 18"W x 20"H  
 Overall Height Range: 37" - 40"H  
**Leather:** Black-BL, White-WH  
**Micro Fiber:** Camel-CM

3456BL 505.00 505.00 1 35 77 7.38 150  
 3456WH  
 3456CM

**Optional Accessories:** 5132 Hard Floor Casters and 5138 2" Nylon Glides, see Page 185



**3457** Flaunt™ Guest Chair  
 Seat Height: 18"  
 Seat: 18"W x 17"D  
 Back: 18"W x 15½"H  
 Overall: 21½"W x 23"D x 31¾"H  
**Leather:** Black-BL, Red-RD, White-WH  
**Micro Fiber:** Camel-CM

3457BL 390.00 390.00 1 24 110 10.32 250  
 3457RD  
 3457WH  
 3457CM

## Mezzo™ Task Seating



### Mezzo™ Task Chair **1 5 10 11 12 19 \***

**7195BL** Mezzo™ Task Chair  
 Seat Height: 16" - 20"  
 Seat: 18"W x 18"D  
 Back: 17½"W x 18½"H  
 Overall : 25"W x 25"D x 34½" - 38"H  
**Fabric:** Black-BL

7195BL 342.00 342.00 1 32 47 4.42 125

**Optional Accessories:** 5132 Hard Floor Casters and 5138 2" Nylon Glides, see Page 185

## Poise® Task Seating



### Poise® Task Seating **1 5 6 11 12 \***

**6300** Poise® High Back Task Chair  
 Seat Height: 17" - 22"  
 Seat: 21"W x 20"D  
 Back: 22½"W x 25"H  
 Overall Height Range: 41" - 46"  
**Fabric:** Black-BL, Blue-BU, Burgundy-BG, Black Vinyl-BV

6300BL 355.00 355.00 1 36 74 6.62 150  
 6300BU  
 6300BG  
 6300BV



**6301** Poise® Mid Back Task Chair  
 Seat Height: 17" - 22"  
 Seat: 21"W x 18½"D  
 Back: 22½"W x 21"H  
 Overall Height Range: 37" - 42"  
**Fabric:** Black-BL, Blue-BU, Burgundy-BG, Black Vinyl-BV

6301BL 329.00 329.00 1 36 74 6.62 150  
 6301BU  
 6301BG  
 6301BV

**Optional Accessories:** 5132 Hard Floor Casters and 5138 2" Nylon Glides, see Page 185

## Serenity™ Task Seating





### Serenity™ Task Seating **1 5 6 11 12 \***

**3470BL** Serenity™ High Back Chair  
 Seat Height: 17" - 21"  
 Seat: 21"W x 19½"D  
 Back: 21"W x 30"H  
 Overall Height Range: 44" - 48"  
**Recycled Leather:** Black-BL


3470BL 491.00 491.00 1 46 86 8.11 150

**Optional Accessories:** 5132 Hard Floor Casters and 5138 2" Nylon Glides, see Page 185

\*See page 143 for Chair Features and pages 190-191 for Chair Functions.

Model #	Description	Fabric Grades/ Model #	List Price Ea.	List Carton Price	Quantity Per Carton	Actual Weight	S-Parcel Billable Weight	Carton Cube	Freight Class
<b>Priya™ Task Seating</b> 1 5 6 10 11 12 *									
	<b>5075BL</b> Priya™ Leather High Back Task Chair Seat Height: 17½" - 21" Seat: 19½"W x 19"D Back: 19"W x 28½"H Overall Height Range: 45" - 48½"H Fabric: Black Leather-BL	5075BL	437.00	437.00	1	36	62	5.6	125
	<b>5076BL</b> Priya™ Leather Mid Back Task Chair Seat Height: 17½" - 21" Seat: 19"W x 19"D Back: 19"W x 18½"H Overall Height Range: 35½" - 39"H Fabric: Black Leather-BL	5076BL	413.00	413.00	1	34	49	4.42	125
<b>Optional Accessories:</b> 5132 Hard Floor Casters and 5138 2" Nylon Glides, see Page 185									

**3200 Task Chair**

<b>3200 Task Chair</b> 1 5 9 19 *									
	<b>3200</b> 3200 Chair Seat Height: 17½" - 20½" Seat Size: 18"W x 18½"D x 20½"H Overall: 24¾"W x 23½"D x 38"-41"H Black Base, Black Fabric Seat and Black Mesh Back Silver-S= Black Base, Black Fabric Seat and Silver Mesh Back Gray-G= Gray Base, Gray Fabric Seat and Gray Mesh Back	3200 3200G 3200S	428.00	428.00	1	55	55	6.7	125
<b>Optional Accessories:</b> 5132 Hard Floor Casters and 5138 2" Nylon Glide, see Page 185									

\*See page 143 for Chair Features and pages 190-191 for Chair Functions.



# Tuvi™ Task Seating

Office Suites

Seating

Tables

Desks

Meeting Essentials

Personal Organization

Ergonomics


High Density Storage


Storage & Filing

Facilities

Technology Furniture


Art & Engineering

Model #	Description	Model #	List Price Ea.	List Carton Price	Quantity Per Carton	Actual Weight	S-Parcel Billable Weight	Carton Cube	Freight Class
<b>Tuvi™ Task Seating</b> <b>1 5 6 10 11 12</b> *									
5070BL	 Tuvi™ High Back Leather Task Chair Seat Height: 17½" - 21½" Seat: 20"W x 20"D Back: 18½"W x 27½"H Overall Height Range: 45½" - 48½"H Fabric: Black Leather-BL	5070BL	461.00	461.00	1	50	73	6.7	125


5071BL	 Tuvi™ Mid Back Leather Task Chair Seat Height: 17½" - 21½" Seat: 20"W x 20"D Back: 18½"W x 22"H Overall Height Range: 40" - 43"H Fabric: Black Leather-BL	5071BL	431.00	431.00	1	46	64	5.82	125
--------	--	--------	--------	--------	---	----	----	------	-----

Optional Accessories: 5132 Hard Floor Casters and 5138 2" Nylon Glides, see Page 185

# Vue™ Mesh Intensive-Use Task Seating

<b>Vue™ Mesh Intensive-Use Task Chair – 500 lb. Capacity</b> <b>1 2 5 13</b> *									
3397	 Vue™ Mesh Intensive-Use 24/7 Task Chair Seat Height: 17½" - 20½" Seat: 20"W x 20"D Back: 18½"W x 18"H Overall Height Range: 31" - 37" Fabric: Black-BL, Black Vinyl-BV For Arm Kit see 3399BL on page 173.	3397BL 3397BV	517.00	517.00	1	48	98	8.92	150

\*See page 143 for Chair Features and pages 190-191 for Chair Functions.


Model #	Description	Model #	List Price Ea.	List Carton Price	Quantity Per Carton	Actual Weight	S-Parcel Billable Weight	Carton Cube	Freight Class	
<b>Cava® Urth™ Seating – Custom</b>										
<b>7045 Series 1 5 6 11 12 *</b>										
	Cava® Urth™ High Back Task Chair Seat Height: 16" - 21" Seat: 20"W x 18"D Back: 20"W x 19"H Overall Height Range: 35½" - 39½" COM Yardage: 1.25 yds.	01	386.00	386.00	1	39	113	10.38	100	
		02	420.00	420.00						
		03	461.00	461.00						
		COM	420.00	420.00						

	<b>7046 Series</b> Cava® Urth™ Straight Leg Guest Chair Seat Height: 18½" Seat: 20"W x 18"D Back: 20"W x 14"H Overall: 22½"W x 24"D x 32½"H COM Yardage: 1 yd.	01	279.00	279.00	1	38	132	17.30	100	
		02	301.00	301.00						
		03	324.00	324.00						
		COM	301.00	301.00						

	<b>7047 Series</b> Cava® Urth™ Sled Base Guest Chair Seat Height: 18½" Seat: 20"W x 18"D Back: 20"W x 14"H Overall: 22½"W x 24"D x 32½"H COM Yardage: 1 yd.	01	303.00	303.00	1	36	132	12.21	150	
		02	324.00	324.00						
		03	346.00	346.00						
		COM	324.00	324.00						

PLEASE CHOOSE OPTIONS FROM BELOW:

Model	Fabric Grade	Fabric
7045	01	See pgs. 144-145 for Grades 01 - 03 fabric swatches
7046	02	
7047	03	
	COM	
<b>Example:</b>		
<u>7</u> <u>0</u> <u>4</u> <u>5</u> +	<u>0</u> <u>2</u> +	<u>V</u> <u>B</u> <u>1</u> <u>3</u>

	<b>Cava® Urth™ Seating 1 5 6 11 12 *</b> <b>7045</b> Cava® Urth™ High Back Task Chair Seat Height: 16" - 21" Seat: 20"W x 18"D Back: 20"W x 19"H Overall Height Range: 35½" - 39½" <b>Fabric:</b> Black-BL, Brown-BR, Burgundy-BG, Gray-GR, Green-GN, Black Vinyl-BV	7045BL	386.00	386.00	1	39	109	10.31	250	
		7045BR								
		7045BG								
		7045GR								
		7045GN								
		7045BV								
		<b>Optional Accessories:</b> 5132 Hard Floor Casters and 5138 2" Nylon Glides, see Page 185								


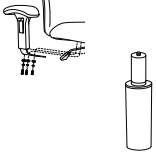
	<b>7046</b> Cava® Urth™ Straight Leg Guest Chair Seat Height: 18½" Seat: 20"W x 18"D Back: 20"W x 14"H Overall: 22½"W x 24"D x 32½"H <b>Fabric:</b> Black-BL, Brown-BR, Burgundy-BG, Gray-GR, Green-GN, Black Vinyl-BV	7046BL	279.00	279.00	1	36	132	12.21	250	
		7046BR								
		7046BG								
		7046GR								
		7046GN								
		7046BV								

	<b>7047</b> Cava® Urth™ Sled Base Guest Chair Seat Height: 18½" Seat: 20"W x 18"D Back: 20"W x 14"H Overall: 22½"W x 24"D x 32½"H <b>Fabric:</b> Black-BL, Brown-BR, Burgundy-BG, Gray-GR, Green-GN, Black Vinyl-BV	7047BL	303.00	303.00	1	39	132	12.21	250	
		7047BR								
		7047BG								
		7047GR								
		7047GN								
		7047BV								





\*See page 143 for Chair Features and pages 190-191 for Chair Functions.

Office Suites  
Seating  
Tables  
Desks  
Meeting Essentials  
Personal Organization  
Ergonomics  
High Density Storage  
Storage & Filing  
Facilities  
Technology Furniture  
Art & Engineering

# Uber™ Big & Tall Seating



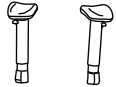
Model #	Description	Model #	List Price Ea.	List Carton Price	Quantity Per Carton	Actual Weight	S-Parcel Billable Weight	Carton Cube	Freight Class
	<b>Uber™ Chair – 500 lb. Capacity</b> <b>3490</b> Uber™ High Back Task Chair <b>1 5 6 11 12*</b> Seat Height: 19" - 23½" Seat: 22¼"W x 20¾"D Back: 23"W x 23"H Overall Height Range: 40" - 44" Fabric: Black-BL, Blue-BU, Gray-GR, Black Vinyl-BV	3490BL 3490BU 3490GR 3490BV	640.00	640.00	1	54	84	7.55	125
	<b>3491</b> Uber™ Mid Back Task Chair <b>1 5 6 11 12*</b> Seat Height: 18" - 22½" Seat: 22¼"W x 20¾"D Back: 23"W x 19¾"H Overall Height Range: 36½" - 40¾" Fabric: Black-BL, Blue-BU, Gray-GR, Black Vinyl-BV	3491BL 3491BU 3491GR 3491BV	588.00	588.00	1	49.2	78	7.43	125
	<b>3492</b> Uber™ Guest Chair Seat Height: 19" Seat: 23"W x 20½"D Back: 22¾"W x 19¾"H Overall: 27¼"W x 29¾"D x 35¾"H Fabric: Black-BL, Black Vinyl-BV	3492BL 3492BV	520.00	520.00	1	53.2	119	11.34	175
	<b>3496BL</b> Adjustable T-Pad Arm Kit for Uber™ Task Chair <b>1903489NC</b> Short Cylinder (Seat Height 17" - 21") For Uber™ Chairs 3490 and 3491	3496BL 3489NC	126.00 69.00	126.00 69.00	1 1	6.4 3	7 3	0.45 0.1	70
									

# Lineage™ Big & Tall Seating



	<b>Lineage™ Big &amp; Tall Chair – 500 lb. Capacity</b> <b>1 5 6 11 12*</b> <b>3502</b> Big & Tall High Back Chair Overall: 29"W x 31"D x 44" - 48½" Leather: Black-BL	3502BL	615.00	615.00	1	78.4	107	9.87	125
		<b>Lineage™ Big &amp; Tall Chair – 400 lb. Capacity</b> <b>1 5 6 11 12*</b> <b>3503</b> Big & Tall Mid Back Chair Overall: 24½"W x 30¾"D x 42 - 46" Leather: Black-BL	3503BL	510.00	510.00	1	76.8	107	9.87
	<b>Lineage™ Big &amp; Tall Chair – 350 lb. Capacity</b> <b>1 5 6 11 12*</b> <b>3504</b> Big & Tall Chair Overall: 24½"W x 25½"D x 35 - 39"H Leather: Black-BL	3504BL	479.00	479.00	1	71.4	91	8.87	100
		<b>3505</b> Lineage™ Big & Tall All Mesh Chair Overall: 29¾"W x 29¾"D x 41¼ - 45"H Fabric: Black-BL	3505BL	604.00	604.00	1	64.6	79	7.58

\*See page 143 for Chair Features and pages 190-191 for Chair Functions.



# Optimus™ Big & Tall Seating

Model #	Description	Model #	List Price Ea.	List Carton Price	Quantity Per Carton	Actual Weight	S-Parcel Billable Weight	Carton Cube	Freight Class
	<b>Optimus™ Big &amp; Tall – 400 lb. Capacity Chair</b> ① ② ⑤ ⑬ *								
<b>3590BL</b>	Optimus™ Big & Tall Task Chair Seat Height: 19" - 22" Seat: 23"W x 22"D Back: 22"W x 25"H Overall: 25"W x 25"D x 42½" - 45½"H Fabric: Black-BL	3590BL	542.00	542.00	1	62	118	11.2	175
	<b>3592BL</b> Optimus™ Big & Tall Task Chair Seat Height: 19" - 22" Seat: 23"W x 22"D Back: 22"W x 25"H Overall: 25"W x 25"D x 42½" - 45½"H Fabric: Black Vinyl-BL	3592BL	575.00	575.00	1	61	118	10.89	175
	<b>3591BL</b> Optimus™ Arm Kit (Set)	3591BL	128.00	128.00	1	9	11	1.04	300

# Serenity™ Big & Tall Task Seating

	<b>Serenity™ Task Seating – 500 lb. Capacity</b> ① ⑤ ⑥ ⑪ ⑫ *								
<b>3500BL</b>	Serenity™ High Back Big & Tall, Black Leather Seat Height: 19½" - 22½" Seat: 21½"W x 22"D Back: 22"W x 26"H	3500BL	839.00	839.00	1	62.2	126	11.78	150
	<b>3501BL</b> Serenity™ Mid Back Big & Tall, Black Leather Seat Height: 19½" - 22½" Seat: 21½"W x 22"D Back: 22"W x 23"H	3501BL	806.00	806.00	1	60	114	10.45	150

# Alday™ 24/7 Task Seating

	<b>Alday™ 24/7 Task Chair – 500 lb. Capacity</b> ① ② ⑤ ⑬ *								
<b>3391</b>	Alday™ 24/7 Task Chair Seat Height: 17½" - 20" Seat: 20½"W x 20"D Back: 18½"W x 18"H Overall Height Range: 35½" - 38" Fabric: Black-BL, Black Vinyl-BV	3391BL 3391BV	542.00	542.00	1	52.2	116	10.98	175
	<b>3399BL</b> Adjustable Arm Set for Alday™ & Vue™ Task Chair Black-BL	3399BL	94.00	94.00	1	8	8	0.59	100

\*See page 143 for Chair Features and pages 190-191 for Chair Functions.

Office Suites

Seating

Tables

Desks

Meeting Essentials

Personal Organization

Ergonomics

High Density Storage

Storage & Filing

Facilities

Technology Furniture

Art & Engineering

# Comfort Series - Big & Tall

Office Suites

Seating

Tables

Desks

Meeting Essentials

Personal Organization

Ergonomics






High Density Storage

Storage & Filing

Facilities







Technology Furniture

Art & Engineering

Model #	Description	Fabric Grades/ Model #	List Price Ea.	List Carton Price	Quantity Per Carton	Actual Weight	S-Parcel Billable Weight	Carton Cube	Freight Class
<b>Comfort Big &amp; Tall Pivot Arm Chair – 500 lb. Capacity</b> <b>1 5 6 19</b> *									
	<b>6446AG</b> Comfort Big & Tall Pivot Arm Chair Seat Height: 19¼"-23¼" Seat Size: 23"W x 21"D x 28"H Overall: 29"W x 28"D x 45"-49"H <b>Fabric:</b> Gray-2110, Black-2113 <b>Base:</b> Black	6446AG2110 6446AG2113	1,282.00	1,282.00	1	65	65	7.8	100
<b>Comfort Big &amp; Tall Leather Pivot Arm Chair – 500 lb. Capacity</b> <b>1 5 6 19</b> *									
	<b>6446AGL</b> Comfort Big & Tall Leather Pivot Arm Chair Seat Height: 19¼"-23¼" Seat Size: 23"W x 21"D x 28"H Overall: 29"W x 28"D x 45"-49"H <b>Leather:</b> Black-BLT <b>Base:</b> Black	6446AGBLT	1,429.00	1,429.00	1	65	65	7.8	100
<b>Comfort Big &amp; Tall Executive Chair – 500 lb. Capacity</b> <b>1 5 19</b> *									
	<b>1801AG</b> Comfort Big & Tall Executive Chair Seat Height: 19"-23" Seat Size: 22"W x 19"D x 27"H Overall: 27"W x 27"D x 44"-48"H <b>Fabric:</b> Gray-2110, Black-2113 <b>Base:</b> Black	1801AG2110 1801AG2113	1,137.00	1,137.00	1	69	69	7.4	100
<b>Comfort Big &amp; Tall 24/7 High Performance Chair – 300 lb. Capacity</b> <b>1 5 11 19</b> *									
	<b>2424AG</b> Comfort Big & Tall 24/7 Performance Chair Seat Height: 19"-22" Seat Size: 21"W x 20"D x 23"H Overall: 21"W x 29"D x 42"-45"H <b>Fabric:</b> Gray-2110, Black-2113 <b>Base:</b> Black	2424AG2110 2424AG2113	861.00	861.00	1	58	58	6.4	125
	<b>Adjustable Arms for 24/7 Chair</b> <b>12ADJARM</b> Adjustable Arms for 24/7 Chair Overall: 3"W x 9½"D x 9½"-12"H	12ADJARM	201.00	201.00	1	7	7	0.7	100

\*See page 143 for Chair Features and pages 190-191 for Chair Functions.

# Executive High-Back Chairs

Model #	Description	Fabric Grades/ Model #	List Price Ea.	List Carton Price	Quantity Per Carton	Actual Weight	S-Parcel Billable Weight	Carton Cube	Freight Class
	<b>Executive High-Back Chair</b> <b>1 5 6 11 12 *</b> <b>9413AG</b> Executive High-Back Chair Seat Height: 18 $\frac{3}{4}$ "-22 $\frac{1}{4}$ " Seat Size: 21"W x 18 $\frac{1}{2}$ "D x 26"H Overall: 27"W x 27 $\frac{1}{4}$ "D x 44 $\frac{3}{4}$ "-48 $\frac{1}{4}$ "H Fabric: Gray-2110, Black-2113 Base: Black	9413AG2110 9413AG2113	1,118.00	1,118.00	1	53	53	11.1	150
	<b>Optional Accessories:</b> 5132 Hard Floor Casters and 5138 2" Nylon Glides, see Page 185								
	<b>Executive Leather High-Back Chair</b> <b>1 5 6 11 12 *</b> <b>9413AGL</b> Executive Leather High-Back Chair Seat Height: 18 $\frac{3}{4}$ "-22 $\frac{1}{4}$ " Seat Size: 21"W x 18 $\frac{1}{2}$ "D x 26"H Overall: 27"W x 27 $\frac{1}{4}$ "D x 44 $\frac{3}{4}$ "-48 $\frac{1}{4}$ "H Leather: Black Base: Black	9413AGL	1,252.00	1,252.00	1	53	53	11.1	150
	<b>Optional Accessories:</b> 5132 Hard Floor Casters and 5138 2" Nylon Glides, see Page 185								
	<b>Executive Posture Chair</b> <b>1 5 6 11 12 *</b> <b>9414AG</b> Executive Posture Chair Seat Height: 16 $\frac{1}{2}$ "-20 $\frac{1}{4}$ " Seat Size: 20 $\frac{1}{2}$ "W x 19"D x 24"-26 $\frac{1}{2}$ "H Overall: 26"W x 24 $\frac{3}{4}$ "D x 40 $\frac{3}{4}$ "-44 $\frac{1}{4}$ "H Fabric: Gray-2110, Black-2113 Base: Black	9414AG2110 9414AG2113	985.00	985.00	1	43	43	6.4	125
	<b>Optional Accessories:</b> 5132 Hard Floor Casters and 5138 2" Nylon Glides, see Page 185								
	<b>Contoured Support Chair</b> <b>1 5 6 11 12 17 *</b> <b>4019AG</b> Contoured Support Chair Seat Height: 17 $\frac{1}{2}$ "-21" Seat Size: 21"W x 18 $\frac{1}{2}$ "D x 24"-26 $\frac{1}{2}$ "H Overall: 27"W x 25"D x 41 $\frac{3}{4}$ "-45 $\frac{3}{4}$ "H Fabric: Gray-2110, Black-2113 Base: Black	4019AG2110 4019AG2113	844.00	844.00	1	44	44	6.7	125
	<b>Optional Accessories:</b> 5132 Hard Floor Casters and 5138 2" Nylon Glides, see Page 185								
	<b>Swivel Task Stool</b> <b>1 3 5 17 *</b> <b>4005AG</b> Swivel Task Stool Seat Height: 22"-33" Seat Size: 21"W x 19"D x 17"-19 $\frac{1}{2}$ "H Overall: 21"W x 24 $\frac{1}{2}$ "D x 40"-50"H Fabric: Gray-2110, Black-2113 Base: Black	4005AG2110 4005AG2113	710.00	710.00	1	34	34	5.1	125
	<b>Optional Accessories:</b> 5132 Hard Floor Casters and 5138 2" Nylon Glides, see Page 185								
	<b>Adjustable Arms for Task Stool</b> <b>12ADJARM</b> Adjustable Arms for Swivel Task Stool Overall: 3"W x 9 $\frac{1}{2}$ "D x 9 $\frac{1}{2}$ "-12"H	12ADJARM	201.00	201.00	1	7	7	0.7	100

\*See page 143 for Chair Features and pages 190-191 for Chair Functions.

Office Suites

Seating

Tables

Desks

Meeting Essentials

Personal Organization

Ergonomics

High Density Storage

Storage & Filing







Facilities

Technology Furniture









Art & Engineering

# Ultimo™ Leather Series

Office Suites  
Seating  
Tables  
Desks  
Meeting Essentials  
Personal Organization  
Ergonomics  
High Density Storage  
Storage & Filing  
Facilities  
Technology Furniture  
Art & Engineering

Model #	Description	Fabric Grades/ Model #	List Price Ea.	List Carton Price	Quantity Per Carton	Actual Weight	S-Parcel Billable Weight	Carton Cube	Freight Class
	<b>Ultimo™ Series 100 High Back Leather Chair</b> <b>1 5 8 19</b> * <b>ULEX</b> Ultimo™ Series High Back Leather Chair Seat Height: 19"-22" Seat Size: 20"W x 20"D x 30"H Overall: 31"W x 32"D x 48"-51"H Leather: Black-BLK, Burgundy-BUR Base: Gunmetal Gray	ULEXBLK ULEXBUR	1,355.00	1,355.00	1	75	75	8.2	100
Optional Accessories: 5132 Hard Floor Casters and 5138 2" Nylon Glides, see Page 185									
	<b>Ultimo™ Series 100 Mid Back Leather Chair</b> <b>1 5 8 19</b> * <b>ULMGR</b> Ultimo™ Series Mid Back Leather Chair Seat Height: 19"-22" Seat Size: 21"W x 20"D x 24"H Overall: 27"W x 30"D x 39"-42"H Leather: Black-BLK Base: Gunmetal Gray	ULMGRBLK	1,122.00	1,122.00	1	60	60	8.2	100
Optional Accessories: 5132 Hard Floor Casters and 5138 2" Nylon Glides, see Page 185									
	<b>Ultimo™ Series 200 Mid Back Leather Chair</b> <b>1 5 8 19</b> * <b>UL230M</b> Ultimo™ Series Mid Back Leather Chair Seat Height: 20¼"-23¼" Seat Size: 21"W x 20"D x 23"H Overall: 27"W x 29½"D x 40¼"-43¼"H Leather: Black-BLK Base: Gunmetal Gray	UL230MBLK	1,069.00	1,069.00	1	55	55	7.8	125
Optional Accessories: 5132 Hard Floor Casters and 5138 2" Nylon Glides, see Page 185									
	<b>Ultimo™ Series 300 High Back Leather Chair</b> <b>1 5 8 19</b> * <b>UL350H</b> Ultimo™ Series High Back Leather Chair Seat Height: 20¼"-23¼" Seat Size: 20½"W x 19¾"D x 25¼"H Overall: 26½"W x 29½"D x 42½"-45½"H Leather: Black-BLK Base: Slate	UL350HBLK	1,213.00	1,213.00	1	64	64	9.0	125
Optional Accessories: 5132 Hard Floor Casters and 5138 2" Nylon Glides, see Page 185									
	<b>Ultimo™ Series 300 Mid Back Leather Chair</b> <b>1 5 9 19</b> * <b>UL330M</b> Ultimo™ Series Mid Back Leather Chair with Synchro-Tilt Seat Height: 19½"-20½" Seat Size: 20¾"W x 18"D x 19"H Overall: 24½"-26½" W x 24½"D x 38½"-41½"H Leather: Black-BLK Base: Slate	UL330MBLK	1,008.00	1,008.00	1	61	61	7.1	100
Optional Accessories: 5132 Hard Floor Casters and 5138 2" Nylon Glides, see Page 185									
	<b>Ultimo™ Series 500 High Back Leather Chair</b> <b>1 5 9 19</b> * <b>UL550HEZ</b> Ultimo™ Series High Back Leather Chair Seat Height: 20½"-23½" Seat Size: 20¾"W x 20"D x 25¾"H Overall: 26½"W x 30"D x 46¼"-49¼"H Leather: Black-BLK Base: Slate	UL550HEZBLK	1,357.00	1,357.00	1	63	63	13.7	150
Optional Accessories: 5132 Hard Floor Casters and 5138 2" Nylon Glides, see Page 185									

\*See page 143 for Chair Features and pages 190-191 for Chair Functions.

Model #	Description	Fabric Grades/ Model #	List Price Ea.	List Carton Price	Quantity Per Carton	Actual Weight	S-Parcel Billable Weight	Carton Cube	Freight Class
	<b>Mercado™ President Chair 1 5 8 11 12 *</b> <b>PRBLK</b> Mercado™ President Chair Seat Height: 19"-22" Seat Size: 19"W x 19"D x 27"H Overall: 25"W x 28"D x 45"-48"H Leather: Black-BLK Base: Cast Aluminum with Chrome Finish <b>Optional Accessories:</b> 5132 Hard Floor Casters and 5138 2" Nylon Glides, see Page 185	PRBLK	898.00	898.00	1	65	65	7.5	100
	<b>Mercado™ Alliance Chair 1 5 11 12 *</b> <b>ALBLK</b> Mercado™ Alliance Chair Seat Height: 20-23" Seat Size: 20"W x 19"D x 22"H Overall: 25"W x 31"D x 39"-42"H Leather: Black-BLK Base: Cast Aluminum with Chrome Finish <b>Optional Accessories:</b> 5132 Hard Floor Casters and 5138 2" Nylon Glides, see Page 185	ALBLK	699.00	699.00	1	42	42	6.4	125
	<b>Mercado™ 2522 Chair 1 5 *</b> <b>2522MAY</b> Mercado™ 2522 Chair Seat Height: 19½"-24" Seat Size: 19½"W x 17½"D x 19"H Overall: 26½"W x 26"D x 38½"-43"H Leather/Mesh Combo: Black Base: Chrome Finish <b>Optional Accessories:</b> 5132 Hard Floor Casters and 5138 2" Nylon Glides, see Page 185	2522MAY	553.00	553.00	1	40	40	5.7	125
	<b>Mercado™ 2528 Chair 1 5 *</b> <b>2528MAY</b> Mercado™ 2528 Chair Seat Height: 18½"-22½" Seat Size: 19¾"W x 19"D x 25"H Overall: 27"W x 28"D x 39½"-43½"H Leather: Black Base: Black <b>Optional Accessories:</b> 5132 Hard Floor Casters and 5138 2" Nylon Glides, see Page 185	2528MAY	565.00	565.00	1	44	44	6.3	125
	<b>Mercado™ 2547 Chair 1 5 *</b> <b>2547MAY</b> Mercado™ 2547 Chair Seat Height: 19"-23" Seat Size: 20½"W x 20"D x 19"H Overall: 25"W x 29½"D x 38"-42"H Leather: Black Base: Black <b>Optional Accessories:</b> 5132 Hard Floor Casters and 5138 2" Nylon Glides, see Page 185	2547MAY	579.00	579.00	1	55	55	9.6	125
<b>Corsica Chair</b>									
	<b>Corsica Chair 1 5 8 11 12 *</b> <b>CS</b> Corsica Chair Seat Height: 19"-22" Seat Size: 22"W x 20"D x 29"H Overall: 28"W x 29"D x 47"-50"H Leather: Black Wood Base: Sierra Cherry-CRY, Mahogany-MAH <b>Optional Accessories:</b> 5132 Hard Floor Casters and 5138 2" Nylon Glides, see Page 185	CSCRY CSMAH	909.00	909.00	1	68	68	8.8	125
<b>Mercado™ Wood Guest Series</b>									
	<b>Mercado™ Wood Guest Seating</b> <b>VSCA</b> Wood Guest Seating Seat Height: 18½" Seat Size: 18¾"W x 17¼"D x 15"H Overall: 22½"W x 23½"D x 33½"H Leather: Black-B Wood Frame: Black-BLK	VSCABLK	720.00	720.00	1	50	50	16.7	150
	<b>Mercado™ Wood Guest Seating</b> <b>VSC9</b> Wood Guest Seating Seat Height: 19" Seat Size: 19"W x 18½"D x 15½"H Overall: 26"W x 23½"D x 34½"H Leather: Black-B Wood Frame: Black-BLK	VSC9BLK	775.00	775.00	1	41	41	12.9	150

\*See page 143 for Chair Features and pages 190-191 for Chair Functions.

Office Suites  
Seating  
Tables  
Desks  
Meeting Essentials  
Personal Organization  
Ergonomics  
High Density Storage  
Storage & Filing  
Facilities  
Technology Furniture  
Art & Engineering



# Event Series Chairs & Chair Carts

Office Suites

Seating

Tables

Desks

Meeting Essentials

Personal Organization

Ergonomics



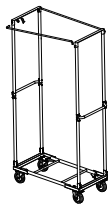
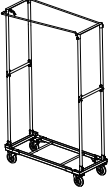
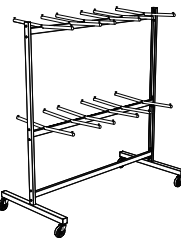
High Density Storage

Storage & Filing





Facilities

Technology Furniture



Art & Engineering

Model #	Description	Fabric Grades/ Model #	List Price	Carton Price	Quantity Per Carton	Actual Weight	S-Parcel Billable Weight	Carton Cube	Freight Class
	<b>Event Series Chairs</b> <b>2200FC</b> Event Folding Chair Seat Height: 17½" Overall: 17"W x 17¼"D x 32"H <b>Plastic Back and Seat:</b> Black-BB, Neutral-NN, Wedding White-WW <b>Powder Coat Frame:</b> Same color as back and seat * Only available to order by Carton.	2200FCBB 2200FCNN 2200FCWW	52.00	416.00	8	52	LTL	4.3	100
	<b>Event Series Chairs</b> <b>5000FC</b> Event Heavy-Duty Folding Chair Seat Height: 18" Overall: 18½"W x 21½"D x 33¼"H <b>Plastic Back and Seat:</b> Textured White * Only available to order by Carton.	5000FC	106.50	426.00	4	52	LTL	5.8	100
	<b>Event Series Chair Carts</b> <b>2200C</b> Event Folding Chair Cart for 2200FC Chair Overall: 41¼"W x 19"D x 77½"H <b>Powder Coat Frame:</b> Black-B	2200CB	358.00	358.00	1	46	46	2.1	100
	<b>Event Series Chair Carts</b> <b>5000C</b> Event Folding Chair Cart for 5000FC Chair Overall: 44"W x 19"D x 74¾"H <b>Powder Coat Frame:</b> Black	5000C	456.00	456.00	1	20	20	2.5	100
	<b>Two-Tier Chair Cart</b> <b>4199BL</b> Two-Tier Chair Cart Stores up to 84 folding chairs Overall: 64½"W x 33½"D x 70½"H <b>Finish:</b> Black-BL	4199BL	723.00	723.00	1	98	124	11.09	100



# Apprentice II Extended-Height Seating

Model #	Description	Fabric Grades/ Model #	List Price Ea.*	List Carton Price	Quantity Per Carton	Actual Weight	S-Parcel Billable Weight	Carton Cube	Freight Class
	<b>Apprentice II Extended-Height Seating 1 2 5 *</b> <b>7083BL</b> Apprentice II Extended-Height Chair Seat Height: 22" - 32" Seat: 20 1/2"W x 19"D Back: 18 1/2"W x 19"H Overall Height Range: 44 1/2" - 54" Fabric: Black-BL	7083BL	531.00	531.00	1	40	66	6.37	125
	<b>7084BL</b> Apprentice II Extended-Height Chair Seat Height: 22" - 32" Seat: 20 1/2"W x 19"D Back: 18 1/2"W x 19"H Overall Height Range: 44 1/2" - 54" Fabric: Black Vinyl-BL	7084BL	531.00	531.00	1	42	71	6.53	125
	<b>6689BL</b> Adjustable T-Pad Arm Set	6689BL	115.00	115.00	1/Pair	9	9	0.61	100
	<b>5138</b> 2" Nylon Glides Optional Accessories: 5132 Hard Floor Casters, see Page 185	5138	33.00	33.00	Set/5	1	1	0.03	65

# Economy Extended-Height Seating

	<b>Economy Extended-Height Seating 1 2 3 5 *</b> <b>3390BL</b> Economy Extended-Height Chair Seat Height: 23" - 33" Seat: 18"W x 16 1/2"D Back: 16"W x 9 1/2"H Overall Height Range: 36" - 46" Fabric: Black-BL	3390BL	248.00	248.00	1	27	46	4.01	125
	<b>5138</b> 2" Nylon Glides Optional Accessories: 5132 Hard Floor Casters, see Page 185	5138	33.00	33.00	Set/5	1	1	0.03	65

# Shell™ Desk Chair & Extended-Height Seating

	<b>Shell™ Chair</b> <b>7013</b> Shell™ Desk Chair Seat Height: 17" - 20" Overall: 26"W x 26"D x 38"H Plastic Colors: Black-BL, White-WH Optional Accessories: 5132 Hard Floor Casters and 5138 2" Nylon Glides, see Page 185	7013BL 7013WH	340.00	340.00	1	38	55	5.25	250
	<b>7014</b> Shell™ Extended-Height Chair Seat Height: 22" - 32" Overall: 29"W x 29"D x 48"H Plastic Colors: Black-BL, White-WH Optional Accessories: 5132 Hard Floor Casters and 5138 2" Nylon Glides, see Page 185	7014BL 7014WH	390.00	390.00	1	42	66	6.16	250

\*See page 143 for Chair Features and pages 190-191 for Chair Functions.

Office Suites

Seating

Tables

Desks

Meeting Essentials

Personal Organization

Ergonomics

High Density Storage

Storage & Filing

Facilities

Technology Furniture

Art & Engineering

# Precision Extended-Height Seating

Office Suites

Seating

Tables

Desks

Meeting Essentials

Personal Organization

Ergonomics




High Density Storage

Storage & Filing

Facilities

Technology Furniture

Art & Engineering

Model #	Description	Model #	List Price Ea.	List Carton Price	Quantity Per Carton	Actual Weight	S-Parcel Billable Weight	Carton Cube	Freight Class
<b>Precision Extended-Height Seating 1 2 3 5 *</b>									
	<b>3401</b> Precision Extended-Height Chair, Footring Seat Height: 23" - 33" Seat: 17½"W x 16"D Back: 16½"W x 14"H Overall Height Range: 42" - 54" Fabric: Black-BL, Dark Gray-DG Optional Accessories: 5132 Hard Floor Casters and 5138 2" Nylon Glides, see Page 185	3401BL	396.00	396.00	1	33	59	5.08	125
		3401DG							
	<b>3406BL</b> Precision Extended-Height Vinyl Chair, Footring Seat Height: 23" - 33" Seat: 17½"W x 16"D Back: 16½"W x 14"H Overall Height Range: 42" - 54" Vinyl: Black-BL Optional Accessories: 5132 Hard Floor Casters and 5138 2" Nylon Glides, see Page 185	3406BL	396.00	396.00	1	33	59	5.08	125
	<b>5138</b> 2" Nylon Glides	5138	33.00	33.00	Set/5	1	1	0.03	65

# Metro™ Extended-Height Task Seating



## Metro™ Extended-Height Seating 1 5 6 11 \*

**3442** Metro™ Extended-Height Chair  
 Seat Height: 23" - 33"  
 Seat: 18½"W x 17"D  
 Back: 17½"W x 16"H  
 Overall Height Range: 39" - 49"  
 Fabric: Black-BL, Gray-GR, Black Vinyl-BV  
 Optional Accessories: 5132 Hard Floor Casters and 5138 2" Nylon Glides, see Page 185

3442BL	395.00	395.00	1	34	64	6.11	150
3442GR							
3442BV							



**3495BL** Adjustable Arm Kit for Metro™ Chair

3495BL	96.00	96.00	1 Set	8	8	0.56	100
--------	-------	-------	-------	---	---	------	-----

# Vue™ Mesh Extended-Height Seating



## Vue™ Mesh Heavy-Duty Extended-Height Seating 1 2 5 13 \*

**3394** Vue™ Mesh Heavy-Duty Extended-Height  
 Weight Capacity: 350 lbs.  
 Seat Height: 23" - 32½"  
 Seat: 20"W x 20"D  
 Back: 18½"W x 18"H  
 Overall Height Range: 37" - 48½"  
 Fabric: Black-BL, Black Vinyl-BV

3394BL	599.00	599.00	1	54	107	10.16	150
3394BV							



**3399BL** Adjustable Arm Set for 3394 Vue™ Heavy-Duty Task Chair

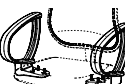
3399BL	94.00	94.00	1 Set	8	8	0.59	100
--------	-------	-------	-------	---	---	------	-----



## Vue™ Mesh Extended-Height 1 5 6 11 12 \*

**3395** Vue™ Mesh Extended-Height  
 Seat Height: 23" - 33"  
 Seat: 18"W x 17½"D  
 Back: 17"W x 15½"H  
 Overall Height Range: 39½" - 49½"  
 Fabric: Black-BL, Black Vinyl-BV

3395BL	381.00	381.00	1	34	53	5.1	125
3395BV							




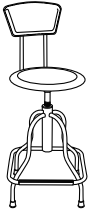

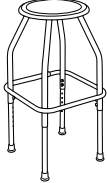
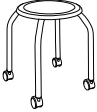
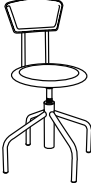
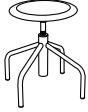


**3396BL** Loop Arm Kit for 3395 Vue™ Mesh Extended-Height Chair Only

3396BL	80.00	80.00	1 Set	6	10	0.91	70
--------	-------	-------	-------	---	----	------	----

\*See page 143 for Chair Features and pages 190-191 for Chair Functions.

**PROP 65** These products are subject to California Proposition 65. Please visit the product detail page on our website for specific information.



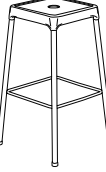
Model #	Description	Model #	List Price Ea.	List Carton Price	Quantity Per Carton	Actual Weight	S-Parcel Billable Weight	Carton Cube	Freight Class
<div style="display: flex; justify-content: space-between;"> <div style="width: 15%;">  </div> <div style="width: 70%;"> <p><b>Zippi™ Extended-Height Seating</b> <b>1 5 6 11 12 *</b></p> <p><b>3386BL</b> Zippi™ Extended-Height Chair                      Seat Height: 23" - 33"                      Seat: 18½"W x 17¼"D                      Back: 18½"W x 17¼"H                      Overall Height Range: 41½" - 52½"                      Plastic: Black-BL</p> <p><b>Optional Accessories:</b> 5132 Hard Floor Casters and 5138 2" Nylon Glides, see Page 185</p> </div> <div style="width: 10%; text-align: right;"> <p>3386BL</p> <p>380.00</p> <p>380.00</p> <p>1</p> <p>30</p> <p>91</p> <p>8.65</p> <p>250</p> </div> </div>									
<b>SitStar™ Seating</b>									
<div style="display: flex; justify-content: space-between;"> <div style="width: 15%;">  </div> <div style="width: 70%;"> <p><b>SitStar™ Stool</b> <b>1 5 *</b></p> <p><b>6660</b> SitStar™ Chrome Base Stool with Adjustable Footring                      Seat Height: 22" - 32"                      Seat: 19"W x 14"D                      Base: 26"Dia.                      Finish: Black-BL, Blue-BU</p> <p><b>Optional Accessories:</b> 5132 Hard Floor Casters and 5138 2" Nylon Glides, see Page 185</p> </div> <div style="width: 10%; text-align: right;"> <p>6660BL 6660BU</p> <p>411.00</p> <p>411.00</p> <p>1</p> <p>31</p> <p>38</p> <p>3.6</p> <p>100</p> </div> </div>									
<div style="display: flex; justify-content: space-between;"> <div style="width: 15%;">  </div> <div style="width: 70%;"> <p><b>6661</b> SitStar™ Back                      Optional Back Pad Only: 16"W x 19"H                      Finish: Black-BL, Blue-BU</p> </div> <div style="width: 10%; text-align: right;"> <p>6661BL 6661BU</p> <p>207.00</p> <p>207.00</p> <p>1</p> <p>9</p> <p>23</p> <p>2.14</p> <p>100</p> </div> </div>									
<b>Diesel Seating</b>									
<p><b>Diesel Series Industrial Stools</b></p> <div style="display: flex; justify-content: space-between;"> <div style="width: 15%;">  </div> <div style="width: 70%;"> <p><b>6664</b> Diesel High Base with Back <b>1 5 *</b>                      Seat Height: 22" - 27"                      Seat: 14"Dia.                      Back: 12"W x 7"H                      Overall: 16½"W x 16½"D x 36" - 41"H                      Finish: Pewter, Silver-SL</p> </div> <div style="width: 10%; text-align: right;"> <p>6664 6664SL</p> <p>280.00</p> <p>280.00</p> <p>1</p> <p>22</p> <p>70</p> <p>6.61</p> <p>250</p> </div> </div>									
<div style="display: flex; justify-content: space-between;"> <div style="width: 15%;">  </div> <div style="width: 70%;"> <p><b>6665</b> Diesel High Base <b>1 5 *</b>                      Seat Height: 22" - 27"                      Seat: 14"Dia.                      Overall: 16½"W x 16½"D x 22" - 27"H                      Finish: Pewter</p> </div> <div style="width: 10%; text-align: right;"> <p>6665</p> <p>193.00</p> <p>193.00</p> <p>1</p> <p>17</p> <p>42</p> <p>3.81</p> <p>150</p> </div> </div>									
<div style="display: flex; justify-content: space-between;"> <div style="width: 15%;">  </div> <div style="width: 70%;"> <p><b>6666</b> Diesel Adjustable-Height <b>1 *</b>                      Seat Height: 23½" - 29½"                      Seat: 14"Dia.                      Overall: 17½"Dia. x 29¼"H                      Finish: Pewter, Silver-SL</p> </div> <div style="width: 10%; text-align: right;"> <p>6666 6666SL</p> <p>119.00</p> <p>119.00</p> <p>1</p> <p>16</p> <p>45</p> <p>4.34</p> <p>250</p> </div> </div>									
<div style="display: flex; justify-content: space-between;"> <div style="width: 15%;">  </div> <div style="width: 70%;"> <p><b>6667</b> Diesel Stool Trolley                      Seat Height: 20"                      Seat: 14"Dia.                      Overall: 17½"Dia. x 20"H                      Finish: Pewter</p> </div> <div style="width: 10%; text-align: right;"> <p>6667</p> <p>91.00</p> <p>91.00</p> <p>1</p> <p>11</p> <p>27</p> <p>2.36</p> <p>150</p> </div> </div>									
<div style="display: flex; justify-content: space-between;"> <div style="width: 15%;">  </div> <div style="width: 70%;"> <p><b>6668</b> Diesel Low Base with Back <b>1 5 *</b>                      Seat Height: 16" - 22"                      Seat: 14"Dia.                      Back: 12"W x 7"H                      Overall: 15"W x 15"D x 30" - 36"H                      Finish: Pewter</p> </div> <div style="width: 10%; text-align: right;"> <p>6668</p> <p>261.00</p> <p>261.00</p> <p>1</p> <p>19</p> <p>56</p> <p>5.25</p> <p>250</p> </div> </div>									
<div style="display: flex; justify-content: space-between;"> <div style="width: 15%;">  </div> <div style="width: 70%;"> <p><b>6669</b> Diesel Low Base <b>1 5 *</b>                      Seat Height: 16" - 22"                      Seat: 14"Dia.                      Overall: 15"W x 15"D x 16" - 22"H                      Finish: Pewter</p> </div> <div style="width: 10%; text-align: right;"> <p>6669</p> <p>170.00</p> <p>170.00</p> <p>1</p> <p>14</p> <p>28</p> <p>2.71</p> <p>150</p> </div> </div>									

\*See page 143 for Chair Features and pages 190-191 for Chair Functions.



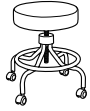
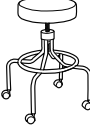

**PROP 65** These products are subject to California Proposition 65. Please visit the product detail page on our website for specific information.

Office Suites  
Seating  
Tables  
Desks  
Meeting Essentials  
Personal Organization  
Ergonomics  
High Density Storage  
Storage & Filing  
Facilities  
Technology Furniture  
Art & Engineering

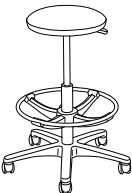
# Steel Stool Seating

Model #	Description	Model #	List Price Ea.	List Carton Price	Quantity Per Carton	Actual Weight	S-Parcel Billable Weight	Carton Cube	Freight Class
<b>Steel Stools</b>									
	<b>6604</b> Guest-Height Steel Stool Seat Height: 18" Seat: 13"W x 13"D Overall: 15 1/4"W x 15 1/4"D x 18"H Finish: Black-BL, Red-RD, Silver-SL, White-WH	6604BL 6604RD 6604SL 6604WH	88.00	88.00	1	10	10	0.68	85
	<b>6605</b> Counter-Height Steel Stool Seat Height: 25" Seat: 13"W x 13"D Overall: 17 1/4"W x 17 1/4"D x 25"H Finish: Black-BL, Red-RD, Silver-SL, White-WH	6605BL 6605RD 6605SL 6605WH	103.00	103.00	1	11	12	0.95	85
	<b>6606</b> Bar-Height Steel Stool Seat Height: 29" Seat: 13"W x 13"D Overall: 17 1/4"W x 17 1/4"D x 29"H Finish: Black-BL, Red-RD, Silver-SL, White-WH	6606BL 6606RD 6606SL 6606WH	113.00	113.00	1	12	13	1.11	925

# Lab Stool Seating





<b>Lab Stool</b>									
	<b>3430BL</b> Lab Stool-Pneumatic with Back, Black <b>1 2 3 5 *</b> Seat Height: 17" - 22" Seat: 16" Dia. x 3 1/2"H Overall: 23" Dia. x 30 1/2" - 35 1/2"H	3430BL	452.00	452.00	1	26	39	3.62	125
Optional Accessories: 5132 Hard Floor Casters and 5138 2" Nylon Glides, see Page 183									
	<b>3431BL</b> Lab Stool-Pneumatic No Back, Black <b>1 5 *</b> Seat Height: 17" - 22" Seat: 16" Dia. x 3 1/2"H Overall: 23" Dia. x 17" - 22"H	3431BL	336.00	336.00	1	17	33	2.92	150
Optional Accessories: 5132 Hard Floor Casters and 5138 2" Nylon Glides, see Page 183									
	<b>3432BL</b> Lab Stool-Manual Low Base, Black <b>1 5 *</b> Seat Height: 17" - 25" Seat: 16" Dia. x 3 1/2"H Overall: 23" Dia. x 17" - 25"H	3432BL	336.00	336.00	1	20	40	3.71	150
Optional Accessories: 5132 Hard Floor Casters and 5138 2" Nylon Glides, see Page 183									
	<b>3433BL</b> Lab Stool-Manual High Base, Black <b>1 5 *</b> Seat Height: 25" - 33" Seat: 16" Dia. x 3 1/2"H Overall: 25" Dia. x 25" - 33"H	3433BL	336.00	336.00	1	22	55	5.09	150
Optional Accessories: 5132 Hard Floor Casters and 5138 2" Nylon Glides, see Page 183									
<b>Economy Lab Stool 1 5 *</b>									
	<b>3434BL</b> Economy Lab Stool, Black Seat Height: 16" - 21" Seat: 13 1/2" Dia. Base: 18" Dia.	3434BL	166.00	166.00	1	13	14	1.22	925
Optional Accessories: 5132 Hard Floor Casters and 5138 2" Nylon Glides, see Page 183									

# Extended-Height Lab Stool



<b>Extended-Height Lab Stool</b>									
	<b>3436BL</b> Extended-Height Lab Stool-Pneumatic, Black Seat Height: 22" - 32" Seat: 13 1/2" Dia. Overall: 18" Dia. x 22" - 32"H	3436BL	163.00	163.00	1	18	28	2.52	125

\*See page 143 for Chair Features and pages 190-191 for Chair Functions.




# Lab Stool Seating

Model #	Description	Model #	List Price Ea.	List Carton Price	Quantity Per Carton	Actual Weight	S-Parcel Billable Weight	Carton Cube	Freight Class
<b>Backless Stools 1 5 *</b>									
	<b>5100</b> Task Master® Standard-Height Office Stool Seat Height: 16" - 21" Seat: 13½" Dia.	5100	293.00	293.00	1	15	15	1.24	925
	<b>3437BL</b> Lab Stool Stool, Low Height Foot Pedal Plate Pneumatic Height Adjustment Seat Height: 17" - 22" Seat: 24¼"W x 24¼"D x 17" - 22"H	3437BL	219.00	219.00	1	17.2	29	2.81	125
	<b>3438BL</b> Saddle Seat Lab Stool Stool, Med Height Foot Pedal Plate Pneumatic Height Adjustment Seat Height: 21" - 27" Seat: 24¼"W x 24¼"D x 21" - 27"H	3438BL	299.00	299.00	1	21.8	43	4.11	125
<b>Lab Stool Seating Optional Accessories</b>									
	<b>5132</b> Hard Floor Casters	5132	73.00	73.00	Set/5	1	1	0.06	65
	<b>5138</b> 2" Nylon Glides	5138	33.00	33.00	Set/5	1	1	0.03	65

## Industrial Perch Seating

<b>Industrial Perch Seating</b>									
	<b>5125BL</b> Industrial Perch Seating Seat: 27¾"W x 32"D Overall: 16¼"W x 17"D x 38¾"H	5125BL	229.00	229.00	1	29	29	1.3	070
<b>Stand Alone Stool</b>									
	<b>5126</b> Stand Alone Stool Seat: 14"W x 13"D Overall: 21"W x 21"D x 39"H	5126	508.00	508.00	1	27	33	2.81	100

## Soft Tough™ Seating

<b>Soft Tough™ Desk-Height Seating</b>									
	<b>6900</b> Soft Tough™ Desk-Height with Glides 1 2 3 5 * Seat Height: 17" - 22" Seat: 18"W x 16½"D Back: 17"W x 12"H	6900	403.00	403.00	1	33	43	4.06	100
	<b>6902</b> Soft Tough™ Desk-Height with Articulating Seat/Back Seat Height: 17" - 22" Seat: 18"W x 16½"D Back: 17"W x 12"H	6902	505.00	505.00	1	37	43	3.86	100
<b>Soft Tough™ Workbench Seating</b>									
	<b>6912</b> Soft Tough™ Stool with Articulating Seat/Back 1 2 3 5 14 * Seat Height: 22" - 32" Seat: 18"W x 16½"D Back: 17"W x 12"H	6912	567.00	567.00	1	41	43	3.99	925
	<b>6680</b> Economy Workbench Height Chair, Black 1 2 3 5 * Seat Height: 22" - 32" Seat: 18"W x 16½"D Back: 17"W x 12"H	6680	446.00	446.00	1	39	51	4.63	100
<b>Optional Accessories for Soft Tough™</b>									
	<b>6683</b> Adjustable T-Pad Armrests	6683	144.00	144.00	1 Set	7	8	0.52	100
	<b>5131</b> Carpet Casters	5131	54.00	54.00	Set/5	1	1	0.05	65
	<b>5132</b> Hard Floor Casters	5132	73.00	73.00	Set/5	1	1	0.06	65

\*See page 143 for Chair Features and pages 190-191 for Chair Functions.

Office Suites

Seating

Tables

Desks

Meeting Essentials

Personal Organization

Ergonomics

High Density Storage

Storage & Filing

Facilities

Technology Furniture

Art & Engineering

# Stools

Office Suites

Seating

Tables

Desks

Meeting Essentials

Personal Organization

Ergonomics





High Density Storage

Storage & Filing






Facilities

Technology Furniture

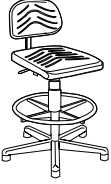


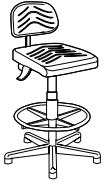








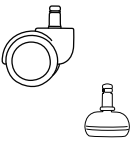






Art & Engineering

Model #	Description	Fabric Grades/ Model #	List Price Ea.	List Carton Price	Quantity Per Carton	Actual Weight	S-Parcel Billable Weight	Carton Cube	Freight Class
	<b>Swivel Task Stool 1 5 19 *</b> <b>4005AG</b> Swivel Task Stool Seat Height: 23"-33" Seat Size: 21"W x 19"D x 18"-20"H Overall: 21"W x 24"D x 40"-50"H Fabric: Gray-2110, Black-2113 Base: Black	4005AG2110 4005AG2113	710.00	710.00	1	40	40	5.1	125
	<b>Adjustable Arms for Swivel Stool</b> <b>12ADJARM</b> Adjustable Arms Swivel Stool Overall: 3"W x 9½"D x 9½"-12"H	12ADJARM	201.00	201.00	1	7	7	0.7	100
	<b>Swivel Tech Stool 1 5 *</b> <b>6005AG</b> Swivel Tech Stool Seat Height: 21¼"-31¼" Seat Size: 17"W x 14¼"D x 3¾"H Overall: 18¾"W x 17½"D x 25½"-35"H Polyurethane: Black-B Footring: Chrome Base: Black	6005AGB	342.00	342.00	1	35	35	2.6	100
	<b>Locking Casters</b> <b>LCC</b> Locking Casters Caster: Black	LCCMAY	60.00	60.00	5	7	7	0.0	100
	<b>Thesis™ Stool 1 5 *</b> <b>KSX1</b> Thesis™ Flex Back Stool with Arms Seat Height: 21½"-29½" Overall: 22¼"W x 20½"D x 38-46"H Plastic Backrest: Black-BLK Fabric Seat: Black-SB	KSX1SBBLK	468.00	468.00	1	48	48	4.8	150

## WorkFit™ Polyurethane Seating

	<b>WorkFit™ Polyurethane Seating</b> <b>6950BL</b> WorkFit™ Stool, Chrome Base, Black <b>1 2 3 5 *</b> Seat Height: 22" - 30" Seat: 18"W x 16½"D Back: 17"W x 12"H	6950BL	492.00	492.00	1	37	38	3.06	85
	<b>WorkFit™ Deluxe Industrial Stool, Chrome Base, Black 1 2 3 5 14 *</b> <b>6952BL</b> WorkFit™ Deluxe Industrial Stool, Chrome Base, Black <b>1 2 3 5 14 *</b> Seat Height: 22" - 30" Seat: 18"W x 16½"D Back: 17"W x 12"H	6952	569.00	569.00	1	40	40	3.18	100
	<b>Optional Accessories for WorkFit™</b> <b>6683</b> Adjustable T-Pad Armrests	6683	144.00	144.00	1 Set	7	8	0.52	100
	<b>5131</b> Carpet Casters	5131	54.00	54.00	Set/5	1	1	0.05	65
	<b>5132</b> Hard Floor Casters	5132	73.00	73.00	Set/5	1	1	0.06	65

\*See page 143 for Chair Features and pages 190-191 for Chair Functions.

Model #	Description	Model #	List Price Ea.	List Carton Price	Quantity Per Carton	Actual Weight	S-Parcel Billable Weight	Carton Cube	Freight Class
	<b>Task Master® Workbench Height Seating</b> <b>5110</b> Task Master® Chair Economy <b>1 2 3 5*</b>   Seat Height: 19" - 27" Seat: 16½"W x 16¼"D Back: 14½"W x 9"H	5110	659.00	659.00	1	34	43	4.06	100
	<b>5113</b> Task Master® Deluxe Workbench Height Chair <b>1 2 5 13 15*</b>   Seat Height: 19" - 27" Seat: 18½"W x 17"D Back: 15½"W x 12"H	5113	892.00	892.00	1	42	43	4.06	925
	<b>Task Master® Industrial Seating</b> <b>5117</b> Task Master® Economy Industrial Chair <b>1 2 3 5*</b>   Seat Height: 17" - 35" Seat: 16¼"W x 16¼"D Back: 14½"W x 9"H	5117	589.00	589.00	1	38	57	5.12	125
	<b>5120</b> Task Master® Deluxe Industrial Chair <b>1 2 5 13 15*</b>   Seat Height: 17" - 35" Seat: 18¼"W x 17"D Back: 15½"W x 12"H	5120	863.00	863.00	1	49	57	5.21	100
	<b>Accessories</b>  <b>5130</b> Tubular Base Inserts <b>5131</b>  2" Carpet Casters <b>5132</b>  2" Hard Floor Casters <b>5138</b>  2" Nylon Glides	5130	32.00	32.00	Set/5	1	1	0.01	100
	<b>5143</b> Closed Loop Armrests	5143	195.00	195.00	1 Set	8	9	0.74	100
	<b>5144</b> T-Pad Armrests	5144	265.00	265.00	1 Set	7	8	0.51	100

\*See page 143 for Chair Features and pages 190-191 for Chair Functions.

Office Suites

Seating

Tables

Desks

Meeting Essentials

Personal Organization

Ergonomics

High Density Storage

Storage & Filing



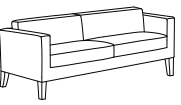
Facilities

Technology Furniture

Art & Engineering



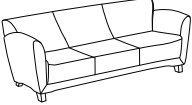

# Prestige Lounge Series

Model #	Description	Fabric Grades/ Model #	List Price Ea.	List Carton Price	Quantity Per Carton	Actual Weight	S-Parcel Billable Weight	Carton Cube	Freight Class
<b>Prestige Series</b>									
 <b>VCL1</b>	Prestige Chair Seat Height: 17" Seat Size: 24½"W x 20"D x 12¼"H Overall: 33¼"W x 29"D x 29¼"H <b>Leather:</b> Black-BLKB <b>Base:</b> Black	VCL1BLKB	1,150.00	1,150.00	1	109	LTL	13.3	250
 <b>VCL2</b>	Prestige Settee Seat Height: 17" Seat Size: 44½"W x 20"D x 12¼"H Overall: 53½"W x 29"D x 29¼"H <b>Leather:</b> Black-BLKB <b>Base:</b> Black	VCL2BLKB	1,839.00	1,839.00	1	150	LTL	21.7	250
 <b>VCL3</b>	Prestige Sofa Seat Height: 17" Seat Size: 68½"W x 20"D x 12¼"H Overall: 77½"W x 29"D x 29¼"H <b>Leather:</b> Black-BLKB <b>Base:</b> Black	VCL3BLKB	2,396.00	2,396.00	1	183	LTL	31.2	250

# Santa Cruz® Lounge Series

 <b>VCCM</b>	Santa Cruz® Mobile Lounge Chair Seat Height: 19" Seat Size: 18½"W x 21"D x 11¼"H Overall: 31"W x 33"D x 30¾"H <b>Leather:</b> Black-BLK, Almond-ALM, White-WHT <b>Base:</b> Black	VCCMBLK VCCMALM VCCMWHT	1,323.00	1,323.00	1	84	LTL	19.2	150
 <b>VCCMT</b>	Santa Cruz® Mobile Lounge Chair with Tablet Seat Height: 19" Seat Size: 18½"W x 21"D x 11¼"H Overall: 31"W x 33"D x 30¾"H <b>Leather:</b> Black-BLK, Almond-ALM, White-WHT <b>Base:</b> Black	VCCMTBLK VCCMTALM VCCMTWHT	1,589.00	1,589.00	1	91	LTL	19.2	150
 <b>VCCS</b>	Santa Cruz® Storage Ottoman Seat Height: 19½" Seat Size: 18½"W x 18½"D x 18½"H Overall: 18½"W x 18½"D x 18½"H <b>Leather:</b> Black-BLK, Almond-ALM, White-WHT <b>Base:</b> Black	VCCSBLK VCCSALM VCCSWHT	572.00	572.00	1	34	34	4.6	150
 <b>VCC1</b>	Santa Cruz® Chair Seat Height: 19" Seat Size: 21½"W x 22"D x 13¼"H Overall: 36"W x 34¼"D x 32¼"H <b>Leather:</b> Almond-A, Black-B, White-W <b>Base:</b> Black	VCC1BLKA VCC1BLKB VCC1BLKW	1,297.00	1,297.00	1	72	72	21.0	250
 <b>VCC2</b>	Santa Cruz® Settee Seat Height: 19" Seat Size: 41"W x 22"D x 13¼"H Overall: 55"W x 34¼"D x 32¼"H <b>Leather:</b> Almond-A, Black-B, White-W <b>Base:</b> Black	VCC2BLKA VCC2BLKB VCC2BLKW	1,934.00	1,934.00	1	105	LTL	32.0	250


# Santa Cruz® Lounge Series

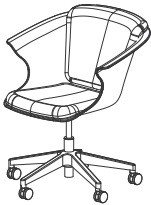
Model #	Description	Fabric Grades/ Model #	List Price Ea. *	List Carton Price	Quantity Per Carton	Actual Weight	S-Parcel Billable Weight	Carton Cube	Freight Class
<b>Santa Cruz® Lounge Series</b>									
 <b>VCC3</b>	Santa Cruz® Sofa Seat Height: 19" Seat Size: 61"W x 22"D x 13¼"H Overall: 75¼"W x 34¼"D x 32¼"H Leather: Almond-A, Black-B, White-W Base: Black	VCC3BLKA VCC3BLKB VCC3BLKW	2,512.00	2,512.00	1	156	LTL	43.8	250
 <b>VCCL</b>	Santa Cruz® Optional Foot Kit (for VCC1, VCC2 & VCC3) Overall: 2"W x 3"D x 3½"H Base: Black-BLK, Bourbon Cherry-SCR and Silver-SLV	VCCLBLK VCCLSCR VCCLSLV	69.00	69.00	4	3	3	0.06	100


# COSY Social Seating Series

## Cosy Social Chair Series



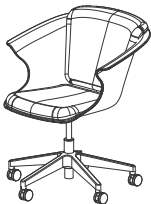
 <b>COSY</b>	COSY Social Chair with 4-Prong Base and Glides Seat Height: 18" Seat Size: 19"W x 19"D x 14"H Overall: 29"W x 27½"D x 31½"H COM Yardage: .75 yds. Back Shell: Black-B, White-W Fabric Cushion: Black-BLK, Dark Red-DED, Light Green-LGN, Orange-ORN, Royal Blue-RBL, White-WHE Base: Polished Aluminum * Only available to order by Carton.	COSY	629.00	1,258.00	2	64	147	14.05	250
---	---	------	--------	----------	---	----	-----	-------	-----




 <b>COSY</b>	COSY Social Chair with 5-Star Base and Height-Adjustable Base Seat Height: 17½"-22" Seat Size: 19"W x 19"D x 14"H Overall: 29"W x 27½"D x 31½"-36"H COM Yardage: .75 yds. Back Shell: Black-B, White-W Fabric Cushion: Black-BLK, Dark Red-DED, Light Green-LGN, Orange-ORN, Royal Blue-RBL, White-WHE Base: Polished Aluminum * Only available to order by Carton.	COSY	608.00	1,216.00	2	64	147	14.05	250
---	---	------	--------	----------	---	----	-----	-------	-----



<b>COSY Social Chair</b>									
 <b>BU4BB</b>	COSY Social Chair with 4-Prong Base and Glides Seat Height: 18" Seat Size: 19"W x 19"D x 14"H Overall: 29"W x 27½"D x 31½"H Back Shell: Black-B Fabric Cushion: Black-BLK Base: Polished Aluminum	BU4BB	586.00	586.00	1	35	114	10.91	250



 <b>BU5BB</b>	COSY Social Chair with 5-Star Base and Height-Adjustable Base Seat Height: 17½"-22" Seat Size: 19"W x 19"D x 14"H Overall: 29"W x 27½"D x 31½"-36"H Back Shell: Black-B Fabric Cushion: Black-BLK Base: Polished Aluminum	BU5BB	606.00	606.00	1	36	114	10.91	250
--	---	-------	--------	--------	---	----	-----	-------	-----

Office Suites

Seating

Tables

Desks

Meeting Essentials

Personal Organization

Ergonomics

High Density Storage

Storage &amp; Filing

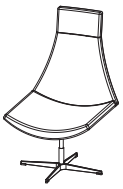





Facilities

Technology Furniture

Art &amp; Engineering

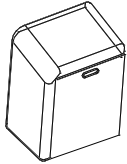
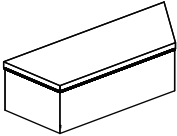
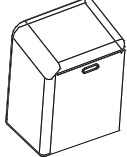
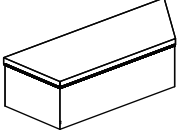
# Atmosphere™ Lounge Collection

Office Suites  
Seating  
Tables  
Desks  
Meeting Essentials  
Personal Organization  
Ergonomics  
High Density Storage  
Storage & Filing  
Facilities  
Technology Furniture  
Art & Engineering

Model #	Description	Fabric Grades Model #	List Price Ea.	List Carton Price	Quantity Per Carton	Actual Weight	S-Parcel Billable Weight	Carton Cube	Freight Class	
<b>Atmosphere™ Lounge Chairs</b>										
	<b>AAC1</b> Cirrus™ I Lounge Chair Seat Height: 16¼" Seat Size: 27¾"W x 23¾"D x 16¾"H Overall: 27¾"W x 30½"D x 45¾"H Fabric: Standard Fabric-F1 (Choose Optional Fabric Grades) Base: Silver COM Yardage: 3.25 yds.	01	1,387.00	1,387.00	1	65	-	20.11	250	
				02	73.00	73.00				
				03	146.00	146.00				
				COM	73.00	73.00				
	<b>AAC2</b> Cirrus™ II Lounge Chair Seat Height: 16¼" Seat Size: 26¾"W x 23¾"D x 16¾"H Overall: 26¾"W x 29¼"D x 38"H Fabric: Standard Fabric-F1 (Choose Optional Fabric Grades) Base: Silver COM Yardage: 3.25 yds.	01	1,310.00	1,310.00	1	60	-	16.64	250	
				02	73.00	73.00				
				03	146.00	146.00				
				COM	73.00	73.00				
	<b>AAFS</b> Foot Stool Seat Height: 15¾" Seat Size: 16"W x 20"D x 15¾"H Overall: 24"W x 20"D x 16½"H Fabric: Standard Fabric-F1 (Choose Optional Fabric Grades) Base: Silver COM Yardage: 0.75 yds.	01	651.00	651.00	1	16	-	4.35	150	
				02	17.00	17.00				
				03	34.00	34.00				
				COM	17.00	17.00				
	<b>AACU</b> Cumulus™ Lounge Chair Seat Height: 16½" Seat Size: 30½"W x 19½"D x 16½"H Overall: 30½"W x 27¾"D x 32¾"H Fabric: Standard Fabric-F1 (Choose Optional Fabric Grades) Base: Silver COM Yardage: 3.5 yds.	01	1,325.00	1,325.00	1	36	-	12.68	250	
				02	79.00	79.00				
				03	157.00	157.00				
				COM	79.00	79.00				
	<b>AAAT</b> Atmo™ Mid Back Wrap Around Lounge Chair Seat Height: 17¾" Seat Size: 23"W x 21"D x 17¾"H Overall: 29"W x 33"D x 33"H Fabric: Standard Fabric-F1 (Choose Optional Fabric Grades) Base: Silver COM Yardage: 2.75 yds.	01	1,275.00	1,275.00	1	33	-	12.11	250	
				02	62.00	62.00				
				03	123.00	123.00				
				COM	62.00	62.00				
	<b>AAFL</b> Flare™ Side/Meeting Chair Seat Height: 13¾"-18¼" Seat Size: 17"W x 13¾"D x 13¾"-18¼"H Overall: 17"W x 26¼"D x 29¾"-34¼"H Fabric: Standard Fabric-F1 (Choose Optional Fabric Grades) Base: Silver COM Yardage: 2.00 yds.	01	1,087.00	1,087.00	1	21.5	-	5.98	150	
				02	45.00	45.00				
				03	90.00	90.00				
				COM	45.00	45.00				

PLEASE CHOOSE OPTIONS FROM BELOW:

Model	Fabric Grade	Fabric
AAC1	01 02 03 COM	See pgs. 144-145 for Grades 01 - 03 fabric swatches
<b>Example:</b> A A C 1 +	0 2 +	V B 1 3

Model #	Description	Fabric Grades/ Model #	List Price Ea.	List Carton Price	Quantity Per Carton	Actual Weight	S-Parcel Billable Weight	Carton Cube	Freight Class		
<b>Connect™ Sitting/Perching Seat Series</b>											
	<b>5061</b>	Sitting/Perching Seat	5061	01	544.00	544.00	1	35	91	8.6	150
		Seat Height: 19"			Upcharge						
		Overall: 27¾"W x 14¾"D x 19"H		02	41.00	41.00					
		Base: Natural Butcher Block MDF		03	67.00	67.00					
			COM	41.00	41.00						
See matching Connect™ Tables on page 206.											
<b>Connect™ Mobile Bench</b>											
	<b>5062</b>	Mobile Bench	5062	01	904.00	904.00	1	88	LTL	20.02	150
		Seat Height: 20¼"			Upcharge						
		Overall: 60"W x 20"D x 20¼"H		02	62.00	62.00					
		Base: Natural Butcher Block MDF		03	113.00	113.00					
			COM	62.00	62.00						
See matching Connect™ Tables on page 206.											
<b>Connect™ Sitting/Perching Seat</b>											
	<b>5061</b>	Sitting/Perching Seat	5061BU		514.00	514.00	1	35	91	8.6	150
		Seat Height: 19"	5061GR								
		Overall: 27¾"W x 14¾"D x 19"H									
		Fabric: Gray-GR, Blue-BU									
		Base: Natural Butcher Block MDF									
See matching Connect™ Tables on page 206.											
<b>Connect™ Mobile Bench</b>											
	<b>5062</b>	Mobile Bench	5062BU		822.00	822.00	1	88	LTL	20.02	150
		Seat Height: 20¼"	5062GR								
		Overall: 60"W x 20"D x 20¼"H									
		Fabric: Gray-GR, Blue-BU									
		Base: Natural Butcher Block MDF									
See matching Connect™ Tables on page 206.											

Office Suites

Seating

Tables

Desks

Meeting Essentials

Personal Organization

Ergonomics

High Density Storage

Storage & Filing

Facilities

Technology Furniture

Art & Engineering



## 1 PNEUMATIC SEAT HEIGHT ADJUSTMENT :

Quick and easy adjustment regulates height of chair relative to the floor.

- Properly adjusted, may provide optimum, balanced support for lower back, buttocks & thighs
- May encourage appropriate blood circulation to legs and feet
- May eliminate pressure points to popliteal area behind the knees



## 2 BACK HEIGHT ADJUSTMENT :

Simple lift motion positions lumbar support within a limited range of height adjustment to potentially help support a healthy posture and alleviate back stress.

- Properly positioned lumbar support provides support to the lower back, which may help the spine maintain a healthy curve when seated, potentially alleviating stress to the vertebrae



## 3 SEAT DEPTH ADJUSTMENT :

Positions chair back relative to seat, which may reduce pressure on the buttocks and thighs for both taller and shorter users.

- Properly adjusted, Seat Depth may help users maintain proper back support, while distributing their weight evenly across the seat cushion



## 4 SEAT GLIDE MECHANISM :

Seat cushion travels forward and back, then locks into position

- Properly adjusted, Seat Glide Mechanism may help users maintain proper back support, while minimizing pressure to the popliteal area behind the knees



## 5 360° SWIVEL :

Chair rotates a full 360° in either direction for ease of motion. Standard on every task chair.

- May allow user to access a variety of adjacent work areas without standing up from the chair
- The greater the amount of body movement, the more the user may benefit from increased blood flow to the spine and extremities, as well as the redistribution of pressure points during the workday



## TILT :

Pivot point located directly above center of chair base (dot indicates pivot point).

- Supports a reclined posture
- May allow for a beneficial rocking motion (movement) during the workday
- The greater the amount of body movement, the more the user may benefit from increased circulation and redistribution of pressure points during the workday



## 7 MID - RANGE KNEE TILT :

Pivot point located slightly ahead of center of chair base (dot indicates pivot point).

May aid user in keeping feet flat on floor while chair reclines.

- The front edge of the seat stays closer to the floor - this may allow the feet to remain relatively flat on the floor while users enjoy a relaxed position for correct posture
- Because gravity works with the user, the chair may have a beneficial rocking motion (movement)
- Body movement may create an increase in circulation and redistribution of pressure points during the workday



## 6 KNEE TILT :

Pivot point located near front edge of chair (dot indicates pivot point).

- May aid user in keeping feet flat on floor while chair reclines for correct ergonomic posture



## 8 SYNCHRONIZED KNEE TILT :

Back reclines at a 2-to-1 ratio to seat angle. Virtual pivot point located near front edge of chair seat (dot indicates pivot point).

- The front edge of the seat stays closer to the floor - this may allow the feet to remain relatively flat on the floor while the user enjoys a relaxed position
- The synchro-tilt motion opens the angle between torso and thigh, which may improve circulation to the legs and provide a more comfortable posture
- The greater the amount of body movement, the more the user may benefit from increased circulation and redistribution of pressure points during the workday



**DUAL - ACTION SYNCHRO - TILT :**

Back reclines at a 2-to-1 ratio to seat angle. Allows user to recline while keeping seat cushion relatively level to floor (dot indicates pivot point).

- Front edge of the seat stays closer to the floor - this allows the feet to remain relatively flat on the floor while the user enjoys a relaxed posture for correct ergonomic posture
- Synchro-tilt motion opens the angle of the torso, which may improve circulation to the legs and provide better spinal alignment
- Potentially increases circulation and redistributes pressure points during the workday from body movement



**TILT TENSION :**

Controls the rate and ease with which chair reclines to different weights and strengths of users.

- Enjoyable "rocking" sensation
- Body movement may create an increase in circulation and redistribution of pressure points during the workday



**TILT LOCK :**

Temporarily locks out tilt function when chair is in upright position.

- Allows user to sit in upright posture for keyboard use, while providing the option to recline when desired



**POSTURE LOCK :**

Back angle adjusts independently of seat, and can be locked in an infinite number of positions within a limited range.

- Supports a range of reclined postures for ergonomic positioning while performing a number of tasks



**MULTI - TASK CONTROL TILT (MULTI - TASK TILT CONTROL) :**

Adjusts seat and back angles with a single lever (infinite number of positions within a limited range), supporting a range of healthy postures



**ASYNCHRONOUS CONTROL :**

Three levers modify:

1. Angle of back relative to seat
2. Recline (free float or infinite locking within a fixed range)
3. Forward seat tilt (for keyboard intensive applications)
  - Helps support a wide range of movement and may help spinal alignment and weight distribution.
  - May help alleviate pressure points and encourage better circulation



**DUAL - CLUTCH POSTURE CONTROL :**

Adjusts seat and back angles independently with two levers for infinite number of positions within a limited range (dot indicates pivot point).

- Accommodates users of differing size in multi-shift environments



**VARIABLE SYNCHRO - TILT :**

Back reclines at a 2-to-1 ratio to seat. Chair can recline freely, or lock in five positions. Forward angle control provides an extra 6° in range of motion.



**INVERSE SYNCHRO - TILT :**

With automatic tension control operation for potentially better circulation. Zero front rise control may help keep feet on the floor when reclining. Tilt lever controls range of motion.

- The synchro-tilt motion opens the included angle between torso and thigh, which may improve circulation to the legs and provide a more comfortable posture
- Helps support a wide range of movement and may help spinal alignment and weight distribution
- May alleviate pressure points and encourage circulation from body movement



**INTEGRAL LUMBAR SUPPORT :**

Easily adjusts to enhance comfort.

- Helps support lower back and the natural curve of the spine

## Customer Specified Laminate Policy

Contact Customer Care at 1-888-971-6225 for inquiries regarding CSL and/or to submit laminate samples. The CSL sample must be approved prior to order fulfillment. Contact Customer Care for logistical details.

### Submitting CSL Samples

Reference PO # on all samples.

- For all laminates, please attach a laminate sample to our CSL form (see below). Include all information and return to Safco as directed by Customer Care for approval.
- Customer Care will notify customer of CSL price and/or availability.

Upon CSL confirmation, send purchase order to Safco Customer Care Department.

1. Purchase orders must include clearly defined CSL information including laminate name, laminate number and laminate manufacturer name and contact information.
2. Orders requesting CSL will be placed on "Manufacturing Schedule hold" until the CSL sample is received.
3. Upon receipt of CSL sample, the order will be released into production and shipped within the stated lead time.

All CSL samples received by Safco must include the following information:

1. Customer's name, address and phone number
2. Purchase order number
3. Laminate manufacturer and swatch information
4. Any special instructions for application

For more information, contact Customer Care at 1-888-971-6225 or go to safcoproducts.com.

Please send all CSL samples to:

Safco  
9300 West Research Center Road  
Minneapolis, MN 55428

## Customer's Specified Laminate Sample Form (Please Photocopy)

Dealer/Customer \_\_\_\_\_

Date \_\_\_\_\_

Contact Name \_\_\_\_\_

Customer PO Number \_\_\_\_\_

Address \_\_\_\_\_

Model/Series Number \_\_\_\_\_

City/State/Zip \_\_\_\_\_

Quantity \_\_\_\_\_

Phone Number ( ) \_\_\_\_\_

**Please check one:**

E-mail Address \_\_\_\_\_

This form accompanies the laminate sample to be used for the referenced PO number.

Laminate Manufacturer \_\_\_\_\_

This form is being used to request a price quote.

Laminate Manufacturer Phone Number ( ) \_\_\_\_\_

**Application**

Laminate Name \_\_\_\_\_

Is there a desired top and bottom to the laminate application?

Laminate Number \_\_\_\_\_

Yes \_\_\_\_\_ No \_\_\_\_\_

Attach Laminate Sample here:

If yes, clearly specify how laminate is to be applied.

---



---



---

**Please Note:**

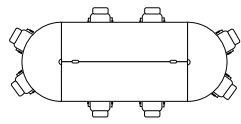
- Due to standard laminate sheet sizes, most laminates will need to be applied in a horizontal orientation.
- Limited Lifetime Warranty does not extend to CSL Laminates.

Rumba™ Nesting & Fixed Tables

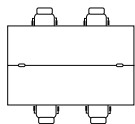
TO ORDER, PLEASE SPECIFY: 2 0 4 2 +     +     +      
MODEL TOP FINISH EDGE BAND COLOR BASE FINISH

Example: Model 2042 Rumba™ Nesting Table

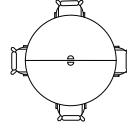
Rumba™ Configuration Thought Starters



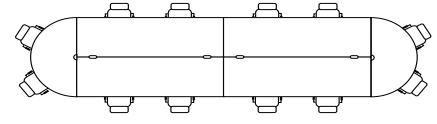
2-Half Rounds and 2-60" Rectangles



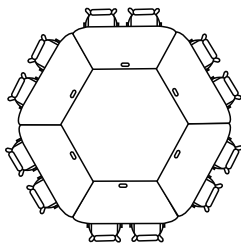
2-60" Rectangles



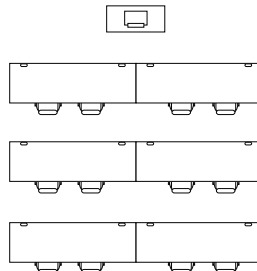
2-Half Rounds



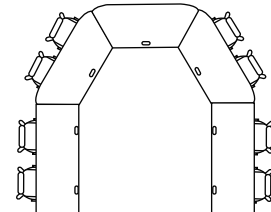
4-72" Rectangles & 2-Half Rounds



6-Trapezoids



6-60" Rectangles



2-60" Rectangles & 3-Trapezoids

Top Finish - High-Pressure Laminates



Wood Grains

- Persian Cherry (PC)
- Wild Cherry (WC)
- New Age Oak (NO)
- Morelia Mango (MM)
- Kensington Maple (KM)
- Biltmore Cherry (CY)
- Pinnacle Walnut (PW)
- Asian Night (AN)

Solids

- Black (BL)
- Slate Gray (SG)
- Fashion Gray (GR)
- Designer White (DW)
- Shadow (SH)
- Dry Erase (DE)\*\*

Patterns

- Pewter Brush (PB)
- Mystique Night (MN)
- Bronze Legacy (BZ)
- Crisp Linen (CL)
- Desert Zephyr (DZ)
- Steel Mesh (ST)



Edge Band Color

- Black (BL)
- Gray (GR)
- White (WH)



Base Color

- Metallic Gray (SL)
- Black (BL)

\*\* When Ordering Dry Erase Table Laminate use "Special" for pricing.



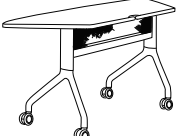
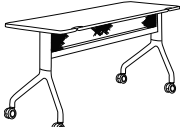

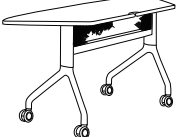

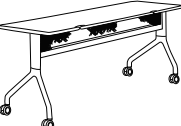

\*For Special Order Laminate options, please refer to Wilsonart's® "The Standards" collection. Visit [www.wilsonart.com](http://www.wilsonart.com) for more information or to request a sample swatch. Certain customer specified laminates are also available for an upcharge above and beyond Special Pricing. Please contact Safco Customer Care at 1-888-971-6225 or go to [www.safcoproducts.com](http://www.safcoproducts.com).

Office Suites  
Seating  
Tables  
Desks  
Meeting Essentials  
Personal Organization  
Ergonomics  
High Density Storage  
Storage & Filing  
Facilities  
Technology Furniture  
Art & Engineering













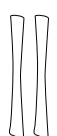
# Rumba™ Nesting Tables

Office Suites  
Seating  
Tables  
Desks  
Meeting Essentials  
Personal Organization  
Ergonomics  
High Density Storage  
Storage & Filing  
Facilities  
Technology Furniture  
Art & Engineering

Model #	Description	Model #	Table Laminates	List Price Ea.	List Carton Price	Quantity Per Carton	Actual Weight	S-Parcel Billable Weight	Carton Cube	Freight Class
<b>Rumba™ Nesting Tables</b>										
<b>2035 Series</b>										
	<b>2035</b>	Rumba™ Half Round - 60"W x 30"D x 29½"H	2035	Quick Ship	1,009.00	1,009.00	1	81	LTL	70
		Ships in 2 Cartons	2035	Designer	1,009.00	1,009.00	1	81	LTL	70
			2035	Special	1,135.00	1,135.00	1	81	LTL	70
		<b>Table Base Color:</b> Metallic Gray-SL, Black-BL <b>Quick Ship Laminate:</b> Cherry-CY, Gray-GR, Designer White-DW								
<b>2036 Series</b>										
	<b>2036</b>	Rumba™ Rectangle - 60"W x 30"D x 29½"H	2036	Quick Ship	1,019.00	1,019.00	1	99	LTL	70
		Ships in 2 Cartons	2036	Designer	1,019.00	1,019.00	1	99	LTL	70
			2036	Special	1,147.00	1,147.00	1	99	LTL	70
		<b>Table Base Color:</b> Metallic Gray-SL, Black-BL <b>Quick Ship Laminate:</b> Cherry-CY, Gray-GR, Designer White-DW								
<b>2037 Series</b>										
	<b>2037</b>	Rumba™ Trapezoid - 72"W x 30"D x 29½"H	2037	Quick Ship	1,087.00	1,087.00	1	90	LTL	70
		Ships in 2 Cartons	2037	Designer	1,087.00	1,087.00	1	90	LTL	70
			2037	Special	1,223.00	1,223.00	1	90	LTL	70
		<b>Table Base Color:</b> Metallic Gray-SL, Black-BL <b>Quick Ship Laminate:</b> Cherry-CY, Gray-GR, Designer White-DW								
<b>2038 Series</b>										
	<b>2038</b>	Rumba™ Rectangle - 72"W x 30"D x 29½"H	2038	Quick Ship	1,108.00	1,108.00	1	113	LTL	70
		Ships in 2 Cartons	2038	Designer	1,108.00	1,108.00	1	113	LTL	70
			2038	Special	1,256.00	1,256.00	1	113	LTL	70
		<b>Table Base Color:</b> Metallic Gray-SL, Black-BL <b>Quick Ship Laminate:</b> Cherry-CY, Gray-GR, Designer White-DW								
<b>2039 Series</b>										
	<b>2039</b>	Rumba™ Rectangle - 48"W x 24"D x 29½"H	2039	Quick Ship	941.00	941.00	1	74	LTL	70
		Ships in 2 Cartons	2039	Designer	941.00	941.00	1	74	LTL	70
			2039	Special	1,054.00	1,054.00	1	74	LTL	70
		<b>Table Base Color:</b> Metallic Gray-SL, Black-BL <b>Quick Ship Laminate:</b> Cherry-CY, Gray-GR, Designer White-DW								
<b>2040 Series</b>										
	<b>2040</b>	Rumba™ Trapezoid - 60"W x 24"D x 29½"H	2040	Quick Ship	1,019.00	1,019.00	1	75	LTL	92.5
		Ships in 2 Cartons	2040	Designer	1,019.00	1,019.00	1	75	LTL	92.5
			2040	Special	1,147.00	1,147.00	1	75	LTL	92.5
		<b>Table Base Color:</b> Metallic Gray-SL, Black-BL <b>Quick Ship Laminate:</b> Cherry-CY, Gray-GR, Designer White-DW								
<b>2041 Series</b>										
	<b>2041</b>	Rumba™ Half Round - 48"W x 24"D x 29½"H	2041	Quick Ship	952.00	952.00	1	67	LTL	92.5
		Ships in 2 Cartons	2041	Designer	952.00	952.00	1	67	LTL	92.5
			2041	Special	1,065.00	1,065.00	1	67	LTL	92.5
		<b>Table Base Color:</b> Metallic Gray-SL, Black-BL <b>Quick Ship Laminate:</b> Cherry-CY, Gray-GR, Designer White-DW								
<b>2042 Series</b>										
	<b>2042</b>	Rumba™ Rectangle - 60"W x 24"D x 29½"H	2042	Quick Ship	963.00	963.00	1	88	LTL	85
		Ships in 2 Cartons	2042	Designer	963.00	963.00	1	88	LTL	85
			2042	Special	1,082.00	1,082.00	1	88	LTL	85
		<b>Table Base Color:</b> Metallic Gray-SL, Black-BL <b>Quick Ship Laminate:</b> Cherry-CY, Gray-GR, Designer White-DW								
<b>2043 Series</b>										
	<b>2043</b>	Rumba™ Rectangle - 72"W x 24"D x 29½"H	2043	Quick Ship	1,047.00	1,047.00	1	103	LTL	85
		Ships in 2 Cartons	2043	Designer	1,047.00	1,047.00	1	103	LTL	85
			2043	Special	1,168.00	1,168.00	1	103	LTL	85
		<b>Table Base Color:</b> Metallic Gray-SL, Black-BL <b>Quick Ship Laminate:</b> Cherry-CY, Gray-GR, Designer White-DW								

**PROP 65** These products are subject to California Proposition 65. Please visit the product detail page on our website for specific information.

# Rumba™ Fixed Leg Tables

Model #	Description	Table Laminates	List Price Ea.	List Carton Price	Number of Carton	Actual Weight	S-Parcel Billable Weight	Carton Cube	Freight Class
<b>Rumba™ Fixed 4 Post Leg Tables</b>									
	<b>2090</b> Rumba™ 60 x 24", 29"H 4 Post Leg Base with Casters	Quick Ship	660.00	660.00	2	63	LTL	6.47	100
	<b>2090</b> Ships in 2 Cartons	Designer	660.00	660.00	2	63	LTL	6.47	100
	<b>2090</b> Table Base Color: Metallic Gray-SL, Black-BL	Special	772.00	772.00	2	63	LTL	6.47	100
	<b>Quick Ship Laminate: Cherry-CY, Gray-GR</b>								
	<b>2091</b> Rumba™ 60 x 24", 29"H 4 Post Leg Base with Glides	Quick Ship	633.00	633.00	2	63	LTL	6.47	100
	<b>2091</b> Ships in 2 Cartons	Designer	633.00	633.00	2	63	LTL	6.47	100
	<b>2091</b> Table Base Color: Metallic Gray-SL, Black-BL	Special	745.00	745.00	2	63	LTL	6.47	100
	<b>Quick Ship Laminate: Cherry-CY, Gray-GR</b>								
	<b>2092</b> Rumba™ 72 x 24", 29"H 4 Post Leg Base with Casters	Quick Ship	700.00	700.00	2	71	LTL	7.71	100
	<b>2092</b> Ships in 2 Cartons	Designer	700.00	700.00	2	71	LTL	7.71	100
	<b>2092</b> Table Base Color: Metallic Gray-SL, Black-BL	Special	823.00	823.00	2	71	LTL	7.71	100
	<b>Quick Ship Laminate: Cherry-CY, Gray-GR</b>								
	<b>2093</b> Rumba™ 72 x 24", 29"H 4 Post Leg Base with Glides	Quick Ship	673.00	673.00	2	71	LTL	7.71	100
	<b>2093</b> Ships in 2 Cartons	Designer	673.00	673.00	2	71	LTL	7.71	100
	<b>2093</b> Table Base Color: Metallic Gray-SL, Black-BL	Special	795.00	795.00	2	71	LTL	7.71	100
	<b>Quick Ship Laminate: Cherry-CY, Gray-GR</b>								
<b>Rumba™ Fixed T-Leg Tables</b>									
	<b>2094</b> Rumba™ 60 x 24", 29"H T-Leg Base with Casters	Quick Ship	716.00	716.00	2	69	LTL	9.34	125
	<b>2094</b> Ships in 2 Cartons	Designer	716.00	716.00	2	69	LTL	9.34	125
	<b>2094</b> Table Base Color: Metallic Gray-SL, Black-BL	Special	828.00	828.00	2	69	LTL	9.34	125
	<b>Quick Ship Laminate: Cherry-CY, Gray-GR</b>								
	<b>2095</b> Rumba™ 60 x 24", 29"H T-Leg Base with Glides	Quick Ship	688.00	688.00	2	69	LTL	9.34	125
	<b>2095</b> Ships in 2 Cartons	Designer	688.00	688.00	2	69	LTL	9.34	125
	<b>2095</b> Table Base Color: Metallic Gray-SL, Black-BL	Special	800.00	800.00	2	69	LTL	9.34	125
	<b>Quick Ship Laminate: Cherry-CY, Gray-GR</b>								
	<b>2096</b> Rumba™ 72 x 24", 29"H T-Leg Base with Casters	Quick Ship	756.00	756.00	2	77	LTL	11.13	125
	<b>2096</b> Ships in 2 Cartons	Designer	756.00	756.00	2	77	LTL	11.13	125
	<b>2096</b> Table Base Color: Metallic Gray-SL, Black-BL	Special	879.00	879.00	2	77	LTL	11.13	125
	<b>Quick Ship Laminate: Cherry-CY, Gray-GR</b>								
	<b>2097</b> Rumba™ 72 x 24", 29"H T-Leg Base with Glides	Quick Ship	728.00	728.00	2	76	LTL	11.13	125
	<b>2097</b> Ships in 2 Cartons	Designer	728.00	728.00	2	76	LTL	11.13	125
	<b>2097</b> Table Base Color: Metallic Gray-SL, Black-BL	Special	850.00	850.00	2	76	LTL	11.13	125
	<b>Quick Ship Laminate: Cherry-CY, Gray-GR</b>								
<b>Rumba™ Accessories</b>									
	<b>2084BL</b> Rumba™ Modesty Panel for 60"W Table	2084BL	112.00	112.00	1	4	4	0.3	100
	For use with Rumba™ Post Leg or T-Leg Tables Only								
	Finish: Black-BL								
	<b>2085BL</b> Rumba™ Modesty Panel for 72"W Table	2085BL	141.00	141.00	1	5	5	0.37	100
	For use with Rumba™ Post Leg or T-Leg Tables Only								
	Finish: Black-BL								
	<b>2086</b> Rumba™ T-Leg Caps	2086BL 2086SL	56.00	56.00	Set	2	3	0.21	100
	For use with Rumba™ T-Leg Tables Only								
	Finish: Black-BL, Metallic Gray-SL								

**PROP 65** These products are subject to California Proposition 65. Please visit the product detail page on our website for specific information.

Office Suites  
Seating  
Tables  
Desks  
Meeting Essentials  
Personal Organization  
Ergonomics  
High Density Storage  
Storage & Filing  
Facilities  
Technology Furniture  
Art & Engineering

## Spark™ Teaming Tables

TO ORDER, PLEASE SPECIFY:

2 2 2 2 +       +       +        
 MODEL TOP FINISH EDGE BAND COLOR BASE FINISH

### Top Finishes – High-Pressure Laminate

#### Wood Grains

Persian Cherry (PC)  
 Wild Cherry (WC)  
 New Age Oak (NO)  
 Morelia Mango (MM)  
 Kensington Maple (KM)  
 Biltmore Cherry (CY)  
 Pinnacle Walnut (PW)  
 Asian Night (AN)

#### Solids

Black (BL)  
 Slate Gray (SG)  
 Fashion Gray (GR)  
 Designer White (DW)  
 Shadow (SH)  
 Dry Erase (DE)\*\*

#### Patterns

Pewter Brush (PB)  
 Mystique Night (MN)  
 Bronze Legacy (BZ)  
 Crisp Linen (CL)  
 Desert Zephyr (DZ)  
 Steel Mesh (ST)

\*\* When Ordering Dry Erase Table Laminate use "Special" for pricing.

#### Edge Band Color

Gray (GR)      Black (BL)      White (WH)

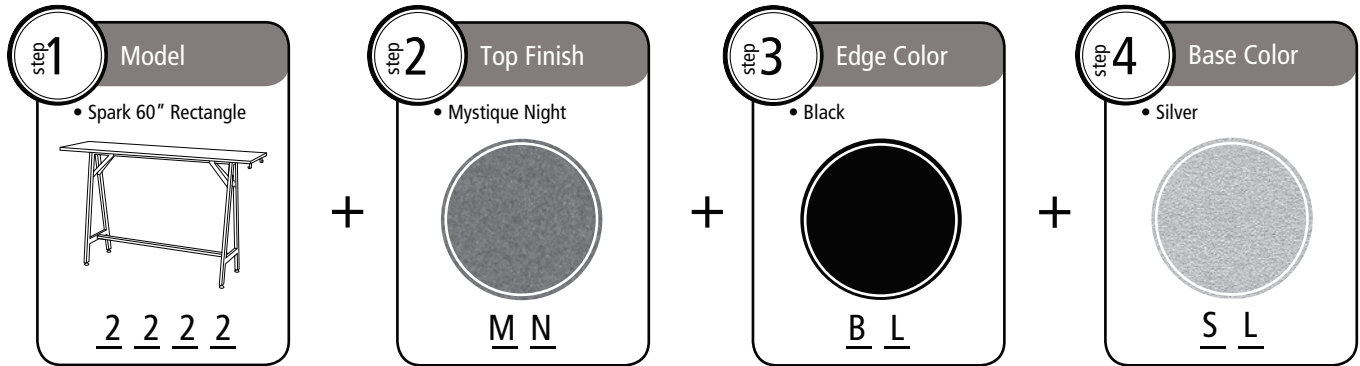
#### Base Finishes

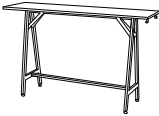
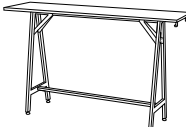
Black (BL)      Silver (SL)

#### SPECIAL ORDER LAMINATES \*

\*For Special Order Laminate options, please refer to Wilsonart's® "The Standards" collection. Visit [www.wilsonart.com](http://www.wilsonart.com) for more information or to request a sample swatch. Certain customer specified laminates are also available for an up-charge above and beyond special pricing. Please contact Customer Care at 888-971-6225 or go to [www.safcoproducts.com](http://www.safcoproducts.com).

Example: Model 2222 Spark™ Teaming Tables - Top Finish, Edge Band & Base Color



Model #	Description	Model #	Table Laminates	List Price Ea.	List Carton Price	Quantity Per Carton	Actual Weight	S-Parcel Billable Weight	Carton Cube	Freight Class
<b>Spark™ Teaming Tables</b>										
<b>Teaming Tables - 60"W x 20"D x 42"H</b>										
	2222		Designer	534.00	534.00	1	63	LTL	5.81	250
		Teaming Table, 60"W	Special	657.00	657.00	1	63	LTL	5.81	250
Table Base Color: Silver-SL, Black-BL										
<b>Teaming Table - 72"W x 20"D x 42"H</b>										
	2223		Designer	606.00	606.00	1	72	LTL	6.93	250
		Teaming Table, 72"W	Special	765.00	765.00	1	72	LTL	6.93	250
Table Base Color: Silver-SL, Black-BL										

# Impromptu® Mobile Training Tables

Model #	Description	Table Laminates	List Price Ea.	List Carton Price	Quantity Per Carton	Actual Weight	S-Parcel Billable Weight	Carton Cube	Freight Class
<b>Impromptu® Mobile Training Tables</b>									
	<b>2065</b> Impromptu® Rectangle Tabletop 48"W x 24"D x 1"H Top Laminate: Cherry-CY, Gray-GR	2065CY 2065GR	246.00	246.00	1	31	LTL	1.13	70
	<b>2030</b> Impromptu® Table Base for 48"W Tabletop 37½"D x 24"W x 28"H Table Base Color: Black-BL, Metallic Gray-SL	2030SL 2030BL	308.00	308.00	1	28	LTL	2.97	100
	<b>2066</b> Impromptu® Rectangle Tabletop 60"W x 24"D x 1"H Top Laminate: Cherry-CY, Gray-GR	2066CY 2066GR	258.00	258.00	1	36	LTL	1.41	70
	<b>2031</b> Impromptu® Table Base for 60"W Tabletop 49½"D x 24"W x 28"H Table Base Color: Black-BL, Metallic Gray-SL	2031SL 2031BL	330.00	330.00	1	32	LTL	3.75	100
	<b>2067</b> Impromptu® Rectangle Tabletop 72"W x 24"D x 1"H Top Laminate: Cherry-CY, Gray-GR	2067CY 2067GR	325.00	325.00	1	47	LTL	1.69	70
	<b>2031</b> Impromptu® Table Base for 72"W Tabletop 49½"D x 24"W x 28"H Table Base Color: Black-BL, Metallic Gray-SL	2031SL 2031BL	330.00	330.00	1	32	LTL	3.75	100
	<b>2068</b> Impromptu® Tabletop Half Round 48"W x 24"D x 1"H Top Laminate: Cherry-CY, Gray-GR	2068CY 2068GR	274.00	274.00	1	24	LTL	1.13	70
	<b>2030</b> Impromptu® Table Base for 48"W Tabletop 37½"D x 24"W x 28"H Table Base Color: Black-BL, Metallic Gray-SL	2030SL 2030BL	308.00	308.00	1	28	LTL	2.97	100

## Impromptu® Fixed Leg Tables & Modesty Panels

	<b>2074</b> Impromptu® Post Leg Base - 29"H Base Color: Black-BL, Metallic Gray-SL Use with 2066 or 2067 Impromptu® Tops only.	2074BL 2074SL	162.00	162.00	Set/4	15	LTL	0.98	250
	<b>2075</b> Impromptu® T-Leg Base - 29"H Base Color: Black-BL, Metallic Gray-SL Use with 2066 or 2067 Impromptu® Tops only.	2075BL 2075SL	180.00	180.00	Set	13	LTL	2.13	250
	<b>2076</b> Impromptu® Modesty Panel for 60"W Tabletop ½"D x 54"W x 9"H For use with Impromptu® Fixed Leg Tables only. Finish: Black-BL, Metallic Gray-SL	2076BL 2076SL	78.00	78.00	1	5	5	0.29	100
	<b>2077</b> Impromptu® Modesty Panel for 72"W Tabletop ½"D x 66"W x 9"H For use with Impromptu® Fixed Leg Tables only. Finish: Black-BL, Metallic Gray-SL	2077BL 2077SL	89.00	89.00	1	6	6	0.36	100

## Table Accessories

	<b>2059BL</b> Clamp-On Power Module Fits on Tables ¾" - 1¼" Thick, 4"W x 4½"D x 4"H Finish: Black-BL	2059BL	122.00	122.00	1	2	4	0.31	775
	<b>2078BL</b> Clamp-On Power Module with 2 USB charging ports Fits on Tables ¾" - 1¼" Thick, 4"W x 4½"D x 4"H Finish: Black-BL	2078BL	142.00	142.00	1	2.5	4	0.31	775
	<b>2060BL</b> Ganging Connector 2 Connectors/4 Posts Per Set Finish: Black-BL For Rumba™ & Impromptu® Tables Only	2060BL	35.00	35.00	1	1	1	0.02	60

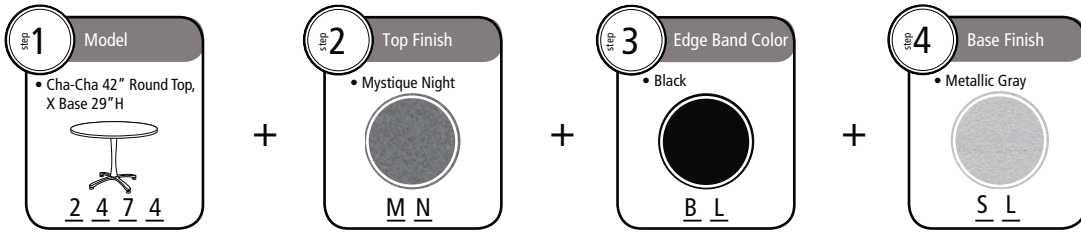
**PROP 65** These products are subject to California Proposition 65. Please visit the product detail page on our website for specific information.

Office Suites  
Seating  
Tables  
Desks  
Meeting Essentials  
Personal Organization  
Ergonomics  
High Density Storage  
Storage & Filing  
Facilities  
Technology Furniture  
Art & Engineering

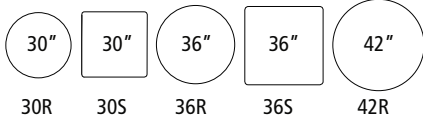
Cha-Cha™ Designer Series

TO ORDER, PLEASE SPECIFY: 2 4 7 4 +    +    +     
 MODEL TOP FINISH EDGE BAND COLOR BASE FINISH

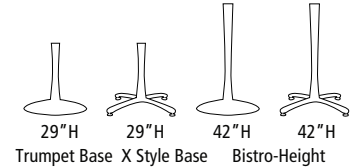
Example: Model 2474 Cha-Cha Table



Top Style



Base Style



Top Finish

- Wood Grains**
    - Persian Cherry (PC)
    - Wild Cherry (WC)
    - New Age Oak (NO)
    - Morelia Mango (MM)
    - Kensington Maple (KM)
    - Biltmore Cherry (CY)
    - Pinnacle Walnut (PW)
    - Asian Night (AN)
  - Solids**
    - Black (BL)
    - Slate Gray (SG)
    - Fashion Gray (GR)
    - Designer White (DW)
    - Shadow (SH)
    - Dry Erase (DE)\*\*
  - Patterns**
    - Pewter Brush (PB)
    - Mystique Night (MN)
    - Bronze Legacy (BZ)
    - Crisp Linen (CL)
    - Desert Zephyr (DZ)
    - Steel Mesh (ST)
- \*\* When Ordering Dry Erase Table Laminate use "Special" for pricing.

Edge Band Color

- Gray (GR)
- Black (BL)
- White (WH)

Base Finishes




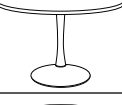




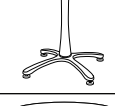
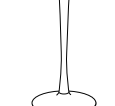


- Black (BL)
- Metallic Gray (SL)

SPECIAL ORDER LAMINATES

For Special Order Laminate options, please refer to Wilsonart's "The Standards" collection. Visit [www.wilsonart.com](http://www.wilsonart.com) for more information or to request a sample swatch. Certain customer specified laminates are also available for an upcharge above and beyond Special Pricing. Please contact Customer Care at 1-888-971-6225 or go to [www.safcoproducts.com](http://www.safcoproducts.com).

Model #	Description	Table Laminates	List Price Ea.	List Carton Price	Quantity Per Carton	# of Cartons	Actual Weight	S-Parcel Billable Weight	Carton Cube	Freight Class
<b>Cha-Cha™ Designer Series Tables</b>										
	2470	Cha-Cha™ 30" Round, X Base 29"H	Quick Ship	549.00	549.00	1	2	39	LTL	4.28 125
	2470	Table Base Color: Metallic Gray-SL, Black-BL	Designer	549.00	549.00	1	2	39	LTL	4.28 125
	2470	Quick Ship Laminate: Cherry-CY, Gray-GR	Special	620.00	620.00	1	2	39	LTL	4.28 125
	2471	Cha-Cha™ 30" Square	Designer	549.00	549.00	1	2	39	LTL	4.28 92.5
	2471	X Base 29"H	Special	620.00	620.00	1	2	39	LTL	4.28 92.5
		Ships in 2 Cartons								
	2472	Cha-Cha™ 36" Round, X Base 29"H	Quick Ship	594.00	594.00	1	2	47	LTL	5.97 100
	2472	Table Base Color: Metallic Gray-SL, Black-BL	Designer	594.00	594.00	1	2	47	LTL	5.97 100
	2472	Quick Ship Laminate: Cherry-CY, Gray-GR	Special	679.00	679.00	1	2	47	LTL	5.97 100
	2473	Cha-Cha™ 36" Square	Designer	594.00	594.00	1	2	54	LTL	5.97 125
	2473	X Base 29"H	Special	679.00	679.00	1	2	54	LTL	5.97 125
		Ships in 2 Cartons								
	2474	Cha-Cha™ 42" Round, X Base 29"H	Quick Ship	707.00	707.00	1	2	58	LTL	8.02 125
	2474	Table Base Color: Metallic Gray-SL, Black-BL	Designer	707.00	707.00	1	2	58	LTL	8.02 125
	2474	Quick Ship Laminate: Cherry-CY, Gray-GR	Special	794.00	794.00	1	2	58	LTL	8.02 125
	2475	Cha-Cha™ 30" Round, Trumpet Base 29"H	Quick Ship	549.00	549.00	1	2	46	LTL	4.28 100
	2475	Table Base Color: Metallic Gray-SL, Black-BL	Designer	549.00	549.00	1	2	46	LTL	4.28 100
	2475	Quick Ship Laminate: Cherry-CY, Gray-GR	Special	620.00	620.00	1	2	46	LTL	4.28 100

PROP 65 These products are subject to California Proposition 65. Please visit the product detail page on our website for specific information.

Model #	Description	Table Laminates	List Price Ea.	List Carton Price	Quantity Per Carton	# of Cartons	Actual Weight	S-Parcel Billable Weight	Carton Cube	Freight Class	
<b>Cha-Cha™ Designer Series Tables</b>											
	2476	Cha-Cha™ 30" Square		549.00	549.00	1	2	51	LTL	4.28	92.5
	2476	Trumpet Base 29"H	Designer Special	620.00	620.00	1	2	51	LTL	4.28	92.5
	2477	Cha-Cha™ 36" Round, Trumpet Base 29"H	Quick Ship	594.00	594.00	1	2	54	LTL	5.97	125
	2477	Table Base Color: Metallic Gray-SL, Black-BL	Designer	594.00	594.00	1	2	54	LTL	5.97	125
	2477	Quick Ship Laminate: Cherry-CY, Gray-GR	Special	679.00	679.00	1	2	54	LTL	5.97	125
	2478	Cha-Cha™ 36" Square	Designer	594.00	594.00	1	2	61	LTL	5.97	100
	2478	Trumpet Base 29"H	Special	679.00	679.00	1	2	61	LTL	5.97	100
	2479	Cha-Cha™ 42" Round, Trumpet Base 29"H	Quick Ship	707.00	707.00	1	2	65	LTL	8.02	92.5
	2479	Table Base Color: Metallic Gray-SL, Black-BL	Designer	707.00	707.00	1	2	65	LTL	8.02	92.5
	2479	Quick Ship Laminate: Cherry-CY, Gray-GR	Special	794.00	794.00	1	2	65	LTL	8.02	92.5
	2480	Cha-Cha™ 30" Round	Quick Ship	575.00	575.00	1	2	44	LTL	4.22	92.5
	2480	X Base Bistro 42"H	Designer	575.00	575.00	1	2	44	LTL	4.22	92.5
	2480	Table Base Color: Metallic Gray-SL, Black-BL	Special	646.00	646.00	1	2	44	LTL	4.22	92.5
	2481	Cha-Cha™ 30" Square	Designer	575.00	575.00	1	2	49	LTL	4.22	92.5
	2481	X Base Bistro 42"H	Special	646.00	646.00	1	2	49	LTL	4.22	92.5
	2482	Cha-Cha™ 36" Round	Quick Ship	620.00	620.00	1	2	52	LTL	5.92	125
	2482	X Base Bistro 42"H	Designer	620.00	620.00	1	2	52	LTL	5.92	125
	2482	Table Base Color: Metallic Gray-SL, Black-BL	Special	706.00	706.00	1	2	52	LTL	5.92	125
	2483	Cha-Cha™ 36" Square	Designer	620.00	620.00	1	2	59	LTL	5.92	100
	2483	X Base Bistro 42"H	Special	706.00	706.00	1	2	59	LTL	5.92	100
	2484	Cha-Cha™ 30" Round	Designer	575.00	575.00	1	2	52	LTL	4.96	92.5
	2484	Trumpet Base Bistro 42"H	Special	646.00	646.00	1	2	52	LTL	4.96	92.5
	2485	Cha-Cha™ 30" Square	Designer	575.00	575.00	1	2	57	LTL	4.96	92.5
	2485	Trumpet Base Bistro 42"H	Special	646.00	646.00	1	2	57	LTL	4.96	92.5
	2486	Cha-Cha™ 36" Round	Designer	620.00	620.00	1	2	60	LTL	6.12	100
	2486	Trumpet Base Bistro 42"H	Special	706.00	706.00	1	2	60	LTL	6.12	100
	2487	Cha-Cha™ 36" Square	Designer	620.00	620.00	1	2	67	LTL	6.12	92.5
	2487	Trumpet Base Bistro 42"H	Special	706.00	706.00	1	2	67	LTL	6.12	92.5

**PROP 65** These products are subject to California Proposition 65. Please visit the product detail page on our website for specific information.

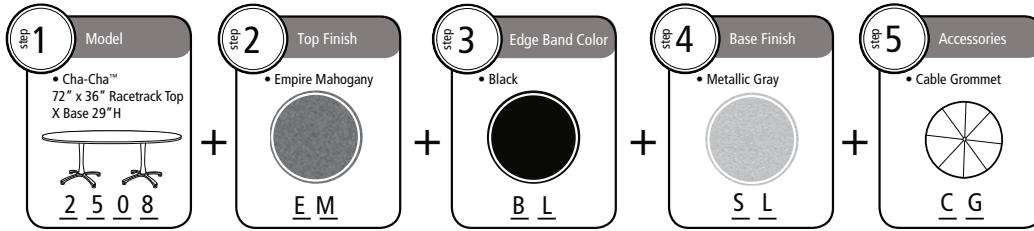
Office Suites  
Seating  
Tables  
Desks  
Meeting Essentials  
Personal Organization  
Ergonomics  
High Density Storage  
Storage & Filing  
Facilities  
Technology Furniture  
Art & Engineering

## Cha-Cha™ Designer Series Teaming Tables

Example: Model 2508 Cha-Cha™ Teaming Table

TO ORDER,  
PLEASE SPECIFY:

2 5 0 8 +      +      +      +       
MODEL TOP FINISH EDGE BAND COLOR BASE FINISH ACCESSORIES



### Top Style

1

72 x 36"  
84 x 36"  
72 x 42"  
84 x 42"

Rectangle

72 x 36"  
84 x 36"  
72 x 42"  
84 x 42"

Racetrack

72 x 36"  
84 x 36"  
72 x 42"  
84 x 42"

Peninsula

### Edge Band Color

Gray (GR) Black (BL) White (WH)

### Base Style

29" X Style Base (Sitting-Height)  
42" X Style Base (Bistro-Height)

### Accessories

Cable Grommet (CG)  
No Cable Grommet (00)

### Top Finish

2

<p><b>Wood Grains</b></p> <ul style="list-style-type: none"> <li>Persian Cherry (PC)</li> <li>Wild Cherry (WC)</li> <li>New Age Oak (NO)</li> <li>Morelia Mango (MM)</li> <li>Kensington Maple (KM)</li> <li>Biltmore Cherry (CY)</li> <li>Pinnacle Walnut (PW)</li> <li>Asian Night (AN)</li> </ul>	<p><b>Solids</b></p> <ul style="list-style-type: none"> <li>Black (BL)</li> <li>Slate Gray (SG)</li> <li>Fashion Gray (GR)</li> <li>Designer White (DW)</li> <li>Shadow (SH)</li> <li>Dry Erase (DE)**</li> </ul>	<p><b>Patterns</b></p> <ul style="list-style-type: none"> <li>Pewter Brush (PB)</li> <li>Mystique Night (MN)</li> <li>Bronze Legacy (BZ)</li> <li>Crisp Linen (CL)</li> <li>Desert Zephyr (DZ)</li> <li>Steel Mesh (ST)</li> </ul>
--	---	--

\*\* When Ordering Dry Erase Table Laminate use "Special" for pricing.

### Base Finishes

Black (BL) Metallic Gray (SL)

### SPECIAL ORDER LAMINATES

For Special Order Laminate options, please refer to Wilsonart's "The Standards" collection. Visit [www.wilsonart.com](http://www.wilsonart.com) for more information or to request a sample swatch. Certain customer specified laminates are also available for an upcharge above and beyond special pricing. Please contact Customer Care at 1-888-971-6225 or go to [www.safcoproducts.com](http://www.safcoproducts.com).

Model #	Description	Table Laminates	List Price Ea.	List Carton Price	Quantity Per Carton	Number of Cartons	Actual Weight	S-Parcel Billable Weight	Carton Cube	Freight Class
<p><b>Cha-Cha™ Designer Series Teaming Tables</b></p> <p><b>Racetrack Tops</b></p>										
2508	Cha-Cha™ 72 x 36" Racetrack Top	Designer	1,104.00	1,104.00	1	3	113	LTL	11.56	125
2508	Sitting-Height X Base 29"H	Special	1,267.00	1,267.00	1	3	113	LTL	11.56	125
2509	Cha-Cha™ 84 x 36" Racetrack Top	Designer	1,149.00	1,149.00	1	3	127	LTL	13.44	125
2509	Sitting-Height X Base 29"H	Special	1,321.00	1,321.00	1	3	127	LTL	13.44	125
2510	Cha-Cha™ 72 x 42" Racetrack Top	Designer	1,149.00	1,149.00	1	3	124	LTL	14.13	125
2510	Sitting-Height X Base 29"H	Special	1,321.00	1,321.00	1	3	124	LTL	14.13	125
2511	Cha-Cha™ 84 x 42" Racetrack Top	Designer	1,267.00	1,267.00	1	3	140	LTL	16.42	150
2511	Sitting-Height X Base 29"H	Special	1,450.00	1,450.00	1	3	140	LTL	16.42	150
2512	Cha-Cha™ 72 x 36" Racetrack Top	Designer	1,158.00	1,158.00	1	3	123	LTL	12.28	125
2512	Bistro-Height X Base 42"H	Special	1,320.00	1,320.00	1	3	123	LTL	12.28	125
2513	Cha-Cha™ 84 x 36" Racetrack Top	Designer	1,202.00	1,202.00	1	3	137	LTL	14.27	125
2513	Bistro-Height X Base 42"H	Special	1,374.00	1,374.00	1	3	137	LTL	14.27	125
2514	Cha-Cha™ 72 x 42" Racetrack Top	Designer	1,202.00	1,202.00	1	3	134	LTL	14.6	125
2514	Bistro-Height X Base 42"H	Special	1,374.00	1,374.00	1	3	134	LTL	14.6	125
2515	Cha-Cha™ 84 x 42" Racetrack Top	Designer	1,320.00	1,320.00	1	3	150	LTL	16.97	125
2515	Bistro-Height X Base 42"H	Special	1,504.00	1,504.00	1	3	150	LTL	16.97	125
2550	Cha-Cha™ 72 x 36" Racetrack Top, Bistro X Base 42"H Quick Ship <b>Quick Ship Laminate:</b> Asian Night-AN, Designer White-DW <b>Base Finish:</b> Black-BL, Metallic Gray-SL		1,157.00	1,157.00	1	3	123	LTL	12.86	100
2590	Cha-Cha™ 72 x 36" Racetrack Top, Bistro X Base 42"H Quick Ship <b>Quick Ship Laminate:</b> Dry Erase-DE <b>Base Finish:</b> Black-BL, Metallic Gray-SL		1,284.00	1,284.00	1	3	123	LTL	12.86	100
2551	Cha-Cha™ 84 x 36" Racetrack Top, Bistro X Base 42"H Quick Ship <b>Quick Ship Laminate:</b> Asian Night-AN, Designer White-DW <b>Base Finish:</b> Black-BL, Metallic Gray-SL		1,202.00	1,202.00	1	3	137	LTL	14.66	100
2552	Cha-Cha™ 72 x 42" Racetrack Top, Bistro X Base 42"H Quick Ship <b>Quick Ship Laminate:</b> Asian Night-AN, Designer White-DW <b>Base Finish:</b> Black-BL, Metallic Gray-SL		1,202.00	1,202.00	1	3	134	LTL	14.6	100
2553	Cha-Cha™ 84 x 42" Racetrack Top, Bistro X Base 42"H Quick Ship <b>Quick Ship Laminate:</b> Asian Night-AN, Designer White-DW <b>Base Finish:</b> Black-BL, Metallic Gray-SL		1,319.00	1,319.00	1	3	150	LTL	16.97	100
2593	Cha-Cha™ 84 x 42" Racetrack Top, Bistro X Base 42"H Quick Ship <b>Quick Ship Laminate:</b> Dry Erase-DE <b>Base Finish:</b> Black-BL, Metallic Gray-SL		1,465.00	1,465.00	1	3	150	LTL	16.97	100



# Cha-Cha™ Teaming Tables

Model #	Description	Table Laminates	List Price Ea.	List Carton Price	Quantity Per Carton	Number of Cartons	Actual Weight	S-Parcel Billable Weight	Carton Cube	Freight Class	
<b>Cha-Cha™ Designer Series Teaming Tables</b>											
<b>Rectangle Tops</b>											
	<b>2516</b>	Cha-Cha™ 72 x 36" Rectangle Top Sitting-Height X Base 29"H	Designer Special	1,104.00 1,267.00	1 1	3 3	121 121	LTL LTL	12.2	100	
	<b>2517</b>	Cha-Cha™ 84 x 36" Rectangle Top Sitting-Height X Base 29"H	Designer Special	1,149.00 1,321.00	1 1	3 3	135 135	LTL LTL	14.18	150	
	<b>2518</b>	Cha-Cha™ 72 x 42" Rectangle Top Sitting-Height X Base 29"H	Designer Special	1,149.00 1,321.00	1 1	3 3	135 135	LTL LTL	14.13	125	
	<b>2519</b>	Cha-Cha™ 84 x 42" Rectangle Top Sitting-Height X Base 29"H	Designer Special	1,267.00 1,450.00	1 1	3 3	151 151	LTL LTL	16.42	150	
	<b>2520</b>	Cha-Cha™ 72 x 36" Rectangle Top Bistro-Height X Base 42"H	Designer Special	1,158.00 1,320.00	1 1	3 3	131 131	LTL LTL	12.61	125	
	<b>2521</b>	Cha-Cha™ 84 x 36" Rectangle Top Bistro-Height X Base 42"H	Designer Special	1,202.00 1,374.00	1 1	3 3	145 145	LTL LTL	14.66	125	
	<b>2522</b>	Cha-Cha™ 72 x 42" Rectangle Top Bistro-Height X Base 42"H	Designer Special	1,202.00 1,374.00	1 1	3 3	145 145	LTL LTL	14.6	125	
	<b>2523</b>	Cha-Cha™ 84 x 42" Rectangle Top Bistro-Height X Base 42"H	Designer Special	1,320.00 1,504.00	1 1	3 3	161 161	LTL LTL	16.97	150	
	<b>2528</b>	Cha-Cha™ 72 x 36" Peninsula Top Sitting-Height X Base 29"H	Designer Special	1,104.00 1,267.00	1 1	3 3	118 118	LTL LTL	12.2	125	
	<b>2529</b>	Cha-Cha™ 84 x 36" Peninsula Top Sitting-Height X Base 29"H	Designer Special	1,149.00 1,321.00	1 1	3 3	125 125	LTL LTL	14.18	150	
	<b>2530</b>	Cha-Cha™ 72 x 42" Peninsula Top Sitting-Height X Base 29"H	Designer Special	1,149.00 1,321.00	1 1	3 3	130 130	LTL LTL	14.13	125	
	<b>2531</b>	Cha-Cha™ 84 x 42" Peninsula Top Sitting-Height X Base 29"H	Designer Special	1,267.00 1,450.00	1 1	3 3	147 147	LTL LTL	16.42	150	
	<b>2532</b>	Cha-Cha™ 72 x 36" Peninsula Top Bistro X Base 42"H	Designer Special	1,158.00 1,320.00	1 1	3 3	128 128	LTL LTL	12.61	125	
	<b>2533</b>	Cha-Cha™ 84 x 36" Peninsula Top Bistro X Base 42"H	Designer Special	1,202.00 1,374.00	1 1	3 3	135 135	LTL LTL	14.66	125	
	<b>2534</b>	Cha-Cha™ 72 x 42" Peninsula Top Bistro X Base 42"H	Designer Special	1,202.00 1,374.00	1 1	3 3	140 140	LTL LTL	14.6	175	
	<b>2535</b>	Cha-Cha™ 84 x 42" Peninsula Top Bistro X Base 42"H	Designer Special	1,320.00 1,504.00	1 1	3 3	157 157	LTL LTL	16.97	150	
	<b>2069BL</b>	Pull-Up Power Module with 2 USB charging ports (fits Standard 60mm Cable Grommet hole)	2069BL	109.00	109.00	1	1	3	3	0.15	775
	<b>RSVP™ Tables</b>										
	<b>RSVP™ Tables</b>										
		<b>2651</b>	RSVP™ 30" Round Top Finish: Cherry-CY, Gray-GR	2651CY 2651GR	184.00	184.00	1	1	24	24	1.33
<b>2653</b>		RSVP™ 36" Round Top Finish: Cherry-CY, Gray-GR	2653CY 2653GR	241.00	241.00	1	1	30	30	1.67	70
	<b>2654</b>	RSVP™ 42" Round Top Finish: Cherry-CY, Gray-GR Not available with Pneumatic Base	2654CY 2654GR	321.00	321.00	1	1	39	39	2.24	70
	<b>2655</b>	RSVP™ 28" Pneumatic Base with Glides 30 1/2" Dia. x 27 1/2" to 37"H Finish: Black-BL, Metallic Gray-SL	2655BL 2655SL	285.00	285.00	1	1	26	93	8.57	250
	<b>2656</b>	RSVP™ 28" Fixed Base with Glides 30 1/2" Dia. x 29"H Finish: Black-BL, Metallic Gray-SL	2656BL 2656SL	232.00	232.00	1	1	21	89	8.38	250
	<b>2660BL</b>	RSVP™ Locking Casters (Set of 4) Finish: Black-BL	2660BL	41.00	41.00	1 Set	1	2	2	0.13	65

**PROP 65** These products are subject to California Proposition 65. Please visit the product detail page on our website for specific information.

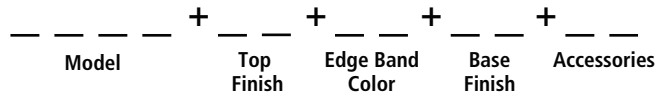
Seating@Office Suites  
Seating  
Tables  
Desks  
Meeting Essentials  
Personal Organization  
Ergonomics  
High Density Storage  
Storage & Filing  
Facilities  
Technology Furniture  
Art & Engineering



# Electric Height-Adjustable Tables

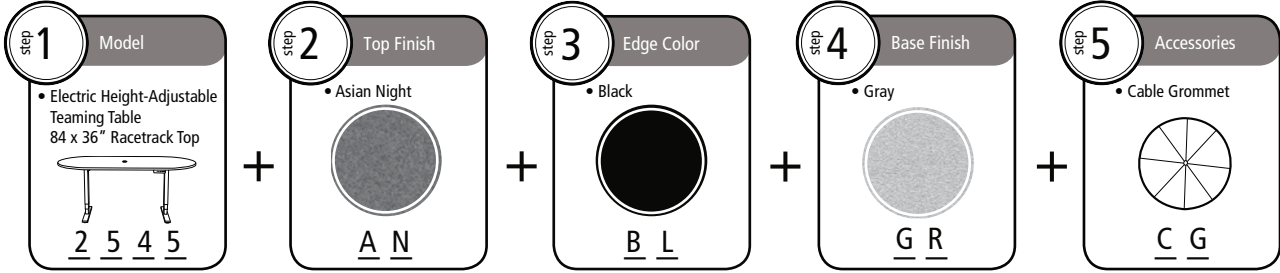
## Electric Height-Adjustable Teaming Tables

TO ORDER, PLEASE SPECIFY:

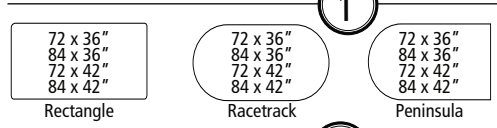


Example:

Model 2545 Electric Height-Adjustable Teaming Table



Top Style




Top Finish


- Wood Grains**  
 Persian Cherry (PC)  
 Wild Cherry (WC)  
 New Age Oak (NO)  
 Morelia Mango (MM)  
 Kensington Maple (KM)  
 Biltmore Cherry (CY)  
 Pinnacle Walnut (PW)  
 Asian Night (AN)
- Solids**  
 Black (BL)  
 Slate Gray (SG)  
 Fashion Gray (GR)  
 Designer White (DW)  
 Shadow (SH)  
 Dry Erase (DE)\*\*
- Patterns**  
 Pewter Brush (PB)  
 Mystique Night (MN)  
 Bronze Legacy (BZ)  
 Crisp Linen (CL)  
 Desert Zephyr (DZ)  
 Steel Mesh (ST)

\*\* When Ordering Dry Erase Table Laminate use "Special" for pricing.


**SPECIAL ORDER LAMINATES \***  
 \*For Special Order Laminate options, please refer to Wilsonart's "Standard Designs" collection. Visit [www.wilsonart.com](http://www.wilsonart.com) for more information or to request a sample swatch. Certain customer specified laminates are also available for an up-charge above and beyond special pricing. Please contact Customer Care at 888-971-6225 or go to [www.safcoproducts.com](http://www.safcoproducts.com).



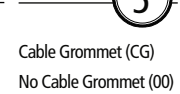
Base Style



Adjusts from 24½" to 50" H (including 1" work surface)  
 Electric Height-Adjustable Table Base



Accessories

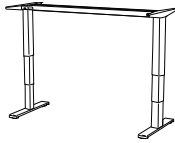


Model #	Description	Table Laminates	List Price Ea.	List Carton Price	Quantity Per Carton	# of Cartons	Actual Weight	S-Parcel Billable Weight	Carton Cube	Freight Class
<b>Electric Height-Adjustable Teaming Tables</b>										
2544	72 x 36" Racetrack Top, Designer	Quick Ship	1,754.00	1,754.00	1	2	143	LTL	21.16	125
2544	Electric Height-Adjustable Base	Designer Special*	1,754.00	1,754.00	1	2	143	LTL	21.16	125
2544	<b>Quick Ship Laminate:</b> Cherry-CY, Gray-GR	Special*	1,937.00	1,937.00	1	2	143	LTL	21.16	125
2545	84 x 36" Racetrack Top, Designer	Quick Ship	1,798.00	1,798.00	1	2	157	LTL	24.59	125
2545	Electric Height-Adjustable Base	Designer Special*	1,971.00	1,971.00	1	2	157	LTL	24.59	125
2546	72 x 42" Racetrack Top, Designer	Quick Ship	1,798.00	1,798.00	1	2	154	LTL	24.5	125
2546	Electric Height-Adjustable Base	Designer Special*	1,971.00	1,971.00	1	2	154	LTL	24.5	125
2547	84 x 42" Racetrack Top, Designer	Quick Ship	1,916.00	1,916.00	1	2	170	LTL	28.47	125
2547	Electric Height-Adjustable Base	Designer Special*	1,916.00	1,916.00	1	2	170	LTL	28.47	125
2547	<b>Quick Ship Laminate:</b> Cherry-CY, Gray-GR	Special*	2,100.00	2,100.00	1	2	170	LTL	28.47	125
2554	72 x 36" Rectangle Top, Designer	Quick Ship	1,754.00	1,754.00	1	2	151	LTL	21.16	125
2554	Electric Height-Adjustable Base	Designer Special*	1,917.00	1,917.00	1	2	151	LTL	21.16	125
2555	84 x 36" Rectangle Top, Designer	Quick Ship	1,798.00	1,798.00	1	2	165	LTL	24.59	125
2555	Electric Height-Adjustable Base	Designer Special*	1,971.00	1,971.00	1	2	165	LTL	24.59	125
2556	72 x 42" Rectangle Top, Designer	Quick Ship	1,798.00	1,798.00	1	2	165	LTL	24.5	125
2556	Electric Height-Adjustable Base	Designer Special*	1,971.00	1,971.00	1	2	165	LTL	24.5	125
2557	84 x 42" Rectangle Top, Designer	Quick Ship	1,917.00	1,917.00	1	2	181	LTL	28.47	125
2557	Electric Height-Adjustable Base	Designer Special*	2,100.00	2,100.00	1	2	181	LTL	28.47	125
2584	72 x 36" Peninsula Top, Designer	Quick Ship	1,754.00	1,754.00	1	2	148	LTL	21.16	125
2584	Electric Height-Adjustable Base	Designer Special*	1,917.00	1,917.00	1	2	148	LTL	21.16	125
2585	84 x 36" Peninsula Top, Designer	Quick Ship	1,798.00	1,798.00	1	2	162	LTL	24.59	125
2585	Electric Height-Adjustable Base	Designer Special*	1,971.00	1,971.00	1	2	162	LTL	24.59	125
2586	72 x 42" Peninsula Top, Designer	Quick Ship	1,798.00	1,798.00	1	2	160	LTL	24.5	125
2586	Electric Height-Adjustable Base	Designer Special*	1,971.00	1,971.00	1	2	160	LTL	24.5	125
2587	84 x 42" Peninsula Top, Designer	Quick Ship	1,917.00	1,917.00	1	2	177	LTL	28.47	125
2587	Electric Height-Adjustable Base	Designer Special*	2,100.00	2,100.00	1	2	177	LTL	28.47	125

**PROP 65** These products are subject to California Proposition 65. Please visit the product detail page on our website for specific information.

Office Suites, Seating, Tables, Desks, Meeting Essentials, Personal Organization, Ergonomics, High Density Storage, Storage & Filing, Facilities, Technology Furniture, Art & Engineering

Model #	Description	Table Laminates	List Price Ea.	List Carton Price	Quantity Per Carton	Actual Weight	S-Parcel Billable Weight	Carton Cube	Freight Class
1909	Electric Height-Adjustable Table Base (For tops 48", 60" or 72"W and 24" or 30"D) Adjusts 24" - 50"H Finish: Black-BL, Gray-GR Order Tops and Base Separately: See Tabletops below for ordering.	1909BL	1,269.00	1,269.00	1	64	LTL	2.94	70
		1909GR							



## Tabletops for Electric Height-Adjustable Table

Example: Choose Tabletop Style, Finish and Edge Band Color

TO ORDER, PLEASE SPECIFY: 1 8 9 1 +       +      

Tabletop      Top Finish      Edge Band Color

**1** Tabletop Size

• 72 x 24"

1 8 9 1

+

**2** Top Finish

• Asian Night

A N

+

**3** Edge Band Color

• Gray

G R

### Tabletop Style

60 x 24"

1890

72 x 24"

1891

60 x 30"

1892

72 x 30"

1893

### SPECIAL ORDER LAMINATES

For Special Order Laminate options, please refer to Wilsonart's "The Standards" collection. Visit [www.wilsonart.com](http://www.wilsonart.com) for more information or to request a sample swatch. Certain customer specified laminates are also available for an upcharge above and beyond Special Pricing. Please contact Customer Care at 1-888-971-6225 or go to [www.safcoproducts.com](http://www.safcoproducts.com).

### Designer Series Laminate Top Finish

- Wood Grains**
- Persian Cherry (PC)
  - Wild Cherry (WC)
  - New Age Oak (NO)
  - Morelia Mango (MM)
  - Kensington Maple (KM)
  - Biltmore Cherry (CY)
  - Pinnacle Walnut (PW)
  - Asian Night (AN)
- Solids**
- Black (BL)
  - Slate Gray (SG)
  - Fashion Gray (GR)
  - Designer White (DW)
  - Shadow (SH)
  - Biltmore Cherry (CY)
  - Pinnacle Walnut (PW)
  - Asian Night (AN)
  - Dry Erase (DE)\*\*

- Patterns**
- Pewter Brush (PB)
  - Mystique Night (MN)
  - Bronze Legacy (BZ)
  - Crisp Linen (CL)
  - Desert Zephyr (DZ)
  - Steel Mesh (ST)







### Edge Band Color

- Black (BL)
- Gray (GR)
- White (WH)

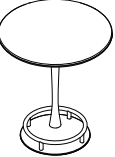


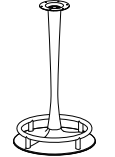








\*\* When Ordering Dry Erase Table Laminate use "Special" for pricing.

Model #	Description	Table Laminates	List Price Ea.	List Carton Price	Quantity Per Carton	Actual Weight	S-Parcel Billable Weight	Carton Cube	Freight Class
1890	Top for Height-Adjustable Table, 60 x 24" Overall: 60"W x 24"D x 1"H	Quick Ship	307.00	307.00	1	46	LTL	1.42	60
		Designer	307.00	307.00	1	46	LTL	1.42	60
		Special	433.00	433.00	1	46	LTL	1.42	60
1891	Top for Height-Adjustable Table, 72 x 24" Overall: 72"W x 24"D x 1"H	Quick Ship	344.00	344.00	1	59	LTL	1.71	60
		Designer	344.00	344.00	1	59	LTL	1.71	60
		Special	492.00	492.00	1	59	LTL	1.71	60
1892	Top for Height-Adjustable Table, 60 x 30" Overall: 60"W x 30"D x 1"H	Quick Ship	365.00	365.00	1	50	LTL	1.72	65
		Designer	365.00	365.00	1	50	LTL	1.72	65
		Special	477.00	477.00	1	50	LTL	1.72	65
1893	Top for Height-Adjustable Table, 72 x 30" Overall: 72"W x 30"D x 1"H	Quick Ship	402.00	402.00	1	60	LTL	2.05	65
		Designer	402.00	402.00	1	60	LTL	2.05	65
		Special	534.00	534.00	1	60	LTL	2.05	65
1894	Top for Height-Adjustable Table, 48 x 24" Overall: 48"W x 24"D x 1"H	Quick Ship	265.00	265.00	1	36	LTL	1.12	65
		Designer	265.00	265.00	1	36	LTL	1.12	65
		Special	396.00	396.00	1	36	LTL	1.12	65
1895	Top for Height-Adjustable Table, 48 x 30" Overall: 48"W x 30"D x 1"H	Quick Ship	307.00	307.00	1	44	LTL	1.38	65
		Designer	307.00	307.00	1	44	LTL	1.38	65
		Special	433.00	433.00	1	44	LTL	1.38	65
2069BL	Pull-up Power Module with 2 USB charging ports (fits standard 60mm cable grommet hole)	2069BL	109.00	109.00	1	2.4	3	0.15	775

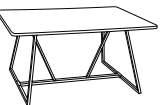



## Confluence Tables

Model #	Description	Model #	List Price Ea.	List Carton Price	Number of Cartons	Actual Weight	S-Parcel Billable Weight	Carton Cube	Freight Class
	<b>Confluence Tables</b> <b>FCT-78-A-S</b> Confluence 6   Height-adjustment handle Overall: 78" L x 34" W x 36-48" H <b>Top Finish:</b> Matte Black-BK, Dry Erase-DE, White Oak-OA, Black Walnut-WA, Glacier White-WH	FCT-78-A-S-BK FCT-78-A-S-DE FCT-78-A-S-OA FCT-78-A-S-WA FCT-78-A-S-WH	3,080.00	3,080.00	3	187	LTL	7.13	85
	<b>FCT-94-A-S</b> Confluence 8   Height-adjustment handle Overall: 94" L x 36" W x 36-48" H <b>Top Finish:</b> Matte Black-BK, Dry Erase-DE, White Oak-OA, Black Walnut-WA, Glacier White-WH	FCT-94-A-S-BK FCT-94-A-S-DE FCT-94-A-S-OA FCT-94-A-S-WA FCT-94-A-S-WH	3,337.00	3,337.00	3	228	LTL	9.0	85



## Collision™ Tables

	<b>Collision™ Table Kit</b> <b>2250</b> Collision™ Table Kit, Top & Base   Overall: 38" Dia. x 40" H Black Top and Silver Base-BLSL Dry Erase Top and Silver Base-DESL White Top and Silver Base-WHSL	2250BLSL 2250DESL 2250WHSL	837.00	837.00	1	0	0	0	0
	<b>Collision™ Table Base</b> <b>2251SL</b> Collision™ Table Base, Silver   Overall: 22" Dia. x 38 <sup>3</sup> / <sub>4</sub> " H	2251SL	431.00	431.00	1	25	39	3.57	125
	<b>Collision™ Tabletop</b> <b>2252</b> Collision™ Tabletop   Overall: 38" Dia. x 1" H <b>Table Top Finishes:</b> Black-BL, Dry Erase-DE, White-WH	2252BL 2252DE 2252WH	406.00	406.00	1	47	50	4.49	070
	<b>Collision™ Table &amp; Mogo Seat Typical</b> <b>2253</b> Collision™ Table & 5 Mogo Seat Typical   Overall: 38" Dia. x 40" H Black Top, Black Mogo-CTMKBLBL Black Top, Red Mogo-CTMKBLRD Dry Erase Top, Black Mogo-CTMKDEBL Dry Erase Top, Red Mogo-CTMKDERD White Top, Black Mogo-CTMKWHBL White Top, Red Mogo-CTMKWHRD	2253CTMKBLBL 2253CTMKBLRD 2253CTMKDEBL 2253CTMKDERD 2253CTMKWHBL 2253CTMKWHRD	1,474.00	1,474.00	1	0	0	0	0



## Oasis™ Teaming Tables


	<b>Oasis™ Teaming Tables</b> <b>3019</b> Oasis™ Teaming Sitting-Height Table  Overall Size: 60" W x 48" D x 29 <sup>1</sup> / <sub>4</sub> " H <b>Finish:</b> Cherry-CY, Weathered White-WW	3019CY 3019WW	535.00	535.00	1	123	LTL	12.39	925
	<b>3020</b> Oasis™ Teaming Standing-Height Table  Overall Size: 60" W x 48" D x 42" H <b>Finish:</b> Cherry-CY, Weathered White-WW	3020CY 3020WW	588.00	588.00	1	126	LTL	12.39	925

## Glass Accent Table


	<b>Glass Accent Table</b> <b>5095</b> Glass Accent Table - Tempered Glass  Overall: 17 <sup>1</sup> / <sub>2</sub> " Dia. x 19" H <b>Color:</b> Black-BL, White-WH	5095BL 5095WH	126.00	126.00	1	14	15	0.76	70
---	--	------------------	--------	--------	---	----	----	------	----

## Anywhere End Table



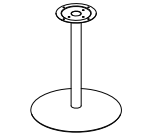
	<b>Anywhere End Table</b> <b>5090</b> Anywhere End Table  Black Laminate Top Overall: 20" W x 20" D x 19 <sup>1</sup> / <sub>2</sub> " H <b>Color:</b> Black-BL, Silver-SL	5090BL 5090SL	148.00	148.00	1	14	15	1.04	85
---	---	------------------	--------	--------	---	----	----	------	----

 These products are subject to California Proposition 65. Please visit the product detail page on our website for specific information.


## Personal Mobile Work Table

Model #	Description	Model #	List Price Ea.	List Carton Price	Number of Cartons	Actual Weight	S-Parcel Billable Weight	Carton Cube	Freight Class
	<b>Personal Mobile Work Table</b> <b>5091</b> Personal Mobile Work Table Overall: 30"W x 18"D x 27¼"H <b>Laminate Top/Legs:</b> Beech/White-BH, Walnut/Black-WL	5091BH 5091WL	185.00	185.00	1	22	22	1.92	85

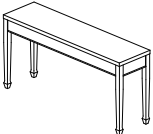
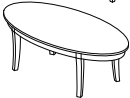

## Entourage™ Indoor/Outdoor Tables

Entourage™ Tables									
	<b>2491AC</b> Entourage™ 24" Tabletop Overall: 24"Dia. x 1"H <b>Finish:</b> Anthracite-AC	2491AC	163.00	163.00	1	9	9	0.42	70
	<b>2492AC</b> Entourage™ 32" Tabletop Overall: 32"Dia. x 1"H <b>Finish:</b> Anthracite-AC	2492AC	218.00	218.00	1	18	18	0.89	70
	<b>2490SL</b> Entourage™ Table Base Overall: 18"Dia. x 29"H <b>Finish:</b> Silver-SL	2490SL	272.00	272.00	1	23	30	2.75	70

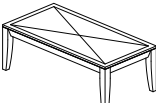
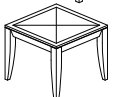
## CoGo™ Outdoor/Indoor Tables

CoGo™ Outdoor/Indoor Tables									
	<b>4361</b> CoGo™ 30" Outdoor/Indoor Tables Overall: 30"Dia. x 29½"H <b>Finish:</b> Black-BL, Blue-BU, Red-RD, White-WH	4361BL 4361BU 4361RD 4361WH	309.00	309.00	1	49	49	2.96	70
	<b>4362</b> CoGo™ 36" Outdoor/Indoor Tables Overall: 36"Dia. x 29½"H <b>Finish:</b> Black-BL, Blue-BU, Red-RD, White-WH	4362BL 4362BU 4362RD 4362WH	361.00	361.00	1	59	59	4.18	85
	See matching CoGo™ Chairs on page 162								

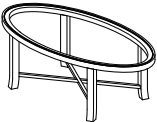

## Midnight Tables Series

	<b>M103X</b> Midnight Sofa Table with Black Granite Top Overall: 60"W x 16"D x 30"H <b>Finishes:</b> Bourbon Cherry-SCR	M103XSCR	1,833.00	1,833.00	1	144	144	4.36	70
	<b>M103C</b> Midnight Coffee Table with Black Granite Top Overall: 48"W x 24"D x 16"H <b>Finishes:</b> Bourbon Cherry-SCR	M103CSCR	1,558.00	1,558.00	1	133	133	4.06	60
	<b>M103R</b> Midnight End Table with Black Granite Top Overall: 24"W x 24"D x 22"H <b>Finishes:</b> Bourbon Cherry-SCR	M103RSCR	1,090.00	1,090.00	1	73	73	2.23	70

## Diamond Tables Series

	<b>M104C</b> Diamond Series Coffee Table with Diamond Pattern Overall: 48"W x 24"D x 16¼"H <b>Finishes:</b> Bourbon Cherry-SCR	M104CSCR	852.00	852.00	1	56	56	4.73	92.5
	<b>M104S</b> Diamond Series End Table with Diamond Pattern Overall: 24"W x 24"D x 22¼"H <b>Finishes:</b> Bourbon Cherry-SCR	M104SSCR	613.00	613.00	1	42	42	2.60	70

## Illusion Tables Series

	<b>M106C</b> Illusion Series Coffee Table with Glass Top Overall: 48"W x 24"D x 16"H <b>Finishes:</b> Bourbon Cherry-SCR	M106CSCR	1,130.00	1,130.00	1	58	58	4.73	70
	<b>M106R</b> Illusion Series End Table with Glass Top Overall: 22"Dia. x 22"H <b>Finishes:</b> Bourbon Cherry-SCR	M106RSCR	778.00	778.00	1	45	45	2.17	70

Office Suites

Seating

Tables

Desks

Meeting Essentials

Personal Organization

Ergonomics

High Density Storage

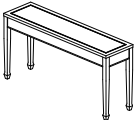

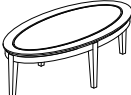



Storage &amp; Filing

Facilities

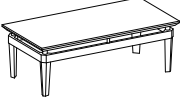



Technology Furniture

Art &amp; Engineering

# Sorrento Tables

Model #	Description	Model #	List Price Ea.	List Carton Price	Number of Cartons in Shipment	Actual Weight	S-Parcel Billable Weight	Carton Cube	Freight Class
 <b>SSFA</b> 	Sorrento Sofa Table Overall: 60"W x 16"D x 30"H <b>Finishes:</b> Espresso/Walnut Veneer-ESP Bourbon Cherry/Cherry Veneer-SCR	SSFAESP SSFASCR	874.00	874.00	1	75	75	4.24	70
 <b>SCFT</b> 	Sorrento Coffee Table with Oval Top Overall: 48"W x 24"D x 15"H <b>Finishes:</b> Espresso/Walnut Veneer-ESP Bourbon Cherry/Cherry Veneer-SCR	SCFTESP SCFTSCR	804.00	804.00	1	48	48	5.06	100
 <b>SET</b> 	Sorrento End Table Overall: 24"W x 24"D x 24"H <b>Finishes:</b> Espresso/Walnut Veneer-ESP Bourbon Cherry/Cherry Veneer-SCR	SETESP SETSCR	586.00	586.00	1	32.6	33	2.97	925

# Napoli® Tables

 <b>NTR</b> 	Napoli® Coffee Table Overall: 48"W x 24"D x 16"H <b>Finishes:</b> Sierra Cherry/Cherry Veneer-CRY Mahogany/Walnut Veneer-MAH	NTRCRY NTRMAH	973.00	973.00	1	55	55	4.66	110
 <b>NTS</b> 	Napoli® End Table Overall: 24"W x 24"D x 22"H <b>Finishes:</b> Sierra Cherry/Cherry Veneer-CRY Mahogany/Walnut Veneer-MAH	NTSCRY NTSMAH	689.00	689.00	1	33	33	2.52	85

# Connect™ Teaming Tables

**TO ORDER, PLEASE SPECIFY:** 5 0 6 3 + P C + B L  
MODEL TOP FINISH EDGE BAND COLOR

## Top Finishes: High-Pressure Laminate

### Wood Grains

Persian Cherry (PC)  
Wild Cherry (WC)  
New Age Oak (NO)  
Morelia Mango (MM)

Kensington Maple (KM)  
Pinnacle Walnut (PW)  
Asian Night (AN)

### Solids

Black (BL)  
Slate Gray (SG)  
Designer White (DW)

Shadow (SH)  
Dry Erase (DE)\*\*

### Patterns

Pewter Brush (PB)  
Mystique Night (MN)  
Bronze Legacy (BZ)

Crisp Linen (CL)  
Desert Zephyr (DZ)  
Steel Mesh (ST)

\*\* When Ordering Dry Erase Table Laminate use "Special" for pricing.

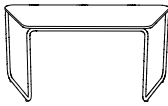



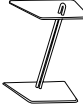

### Edge Band Color

Gray (GR) Black (BL) White (WH)

Base Finish: Black Only

### SPECIAL ORDER LAMINATES \*

\*For Special Order Laminate options, please refer to Wilsonart's® "The Standards" collection. Visit [www.wilsonart.com](http://www.wilsonart.com) for more information or to request a sample swatch. Certain customer specified laminates are also available for an up-charge above and beyond special pricing. Please contact Customer Care at 888-971-6225 or go to [www.safcoproducts.com](http://www.safcoproducts.com).

Model #	Description	Table Laminates	List Price Ea.	List Carton Price	Quantity Per Carton	Actual Weight	S-Parcel Billable Weight	Carton Cube	Freight Class
<b>Connect™ Teaming Tables</b>									
 <b>5063NA</b>	Connect™ Teaming Work Table	Quick Ship	488.00	488.00	1	59	120	10.79	250
<b>5067</b>	Overall: 62"W x 24"D x 29½"H	Designer	570.00	570.00	1	59	120	10.79	250
	Quick Ship Laminate: Natural-NA	Special*	734.00	734.00	1	59	120	10.79	250
 <b>5064NA</b>	Connect™ Single Work Table	Quick Ship	282.00	282.00	1	22	38	3.7	150
<b>5068</b>	Overall: 28¾"W x 16"D x 26"H	Designer	324.00	324.00	1	22	38	3.7	150
	Quick Ship Laminate: Natural-NA	Special*	478.00	478.00	1	22	38	3.7	150
 <b>5065NA</b>	Connect™ Laptop C-Table	Quick Ship	180.00	180.00	1	18	18	1.48	70
<b>5066</b>	Overall: 19½"W x 15"D x 29"H	Designer	211.00	211.00	1	18	18	1.48	70
	Quick Ship Laminate: Natural-NA	Special*	370.00	370.00	1	18	18	1.48	70
	See matching Connect™ Seating on page 189								



These products are subject to California Proposition 65. Please visit the product detail page on our website for specific information.

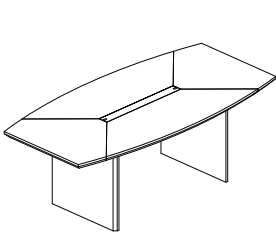
**CORSICA® CONFERENCE ROOM FURNITURE**

Surfaces: Sierra Cherry finish on Cherry veneer-CRY and Mahogany finish on Walnut veneer-MAH.

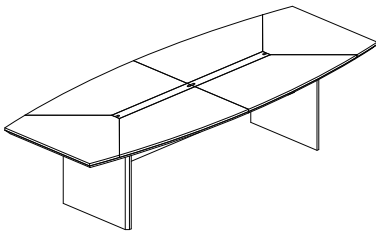
- Built-in cable management panel features a flush, removable wood cover
- Tabletop is 2" thick with Black beveled edge
- Work surfaces are protected with two-coats of high-tech catalyzed lacquer finish
- Tables larger than 96" L have multi-piece top surfaces connected via steel connecting plates
- Supports up to 500 lbs., evenly distributed
- Tops and base ship separately
- For optional Power Module with cover for full table add suffix "P" to end of the model number
- Each power module plugs in separately

**BOAT SHAPED CONFERENCE TABLES**

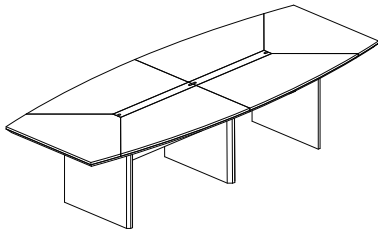
Model No.	Description	Dimensions	Weight	List Price	List Price (P)
CTC72	6' Conference Table	72"W x 36"D x 29½"H	226	1,754.00	2,350.00
CTC84	7' Conference Table	84"W x 42"D x 29½"H	297	2,075.00	2,671.00
CTC96	8' Conference Table	96"W x 42"D x 29½"H	340	2,580.00	3,176.00
CTC120	10' Conference Table	120"W x 48"D x 29½"H	372	3,719.00	4,911.00
CMT12	12' Conference Table	144"W x 54"D x 29½"H	620	6,266.00	7,518.00
CMT14	14' Conference Table	168"W x 54"D x 29½"H	713	6,979.00	8,232.00
CMT18	18' Conference Table	216"W x 54"D x 29½"H	882	9,123.00	10,560.00
CMT20	20' Conference Table	240"W x 54"D x 29½"H	975	10,090.00	11,967.00
CMT24	24' Conference Table	288"W x 54"D x 29½"H	1199	12,342.00	14,845.00
CMT26	26' Conference Table	312"W x 54"D x 29½"H	1292	13,307.00	15,810.00
CMT30	30' Conference Table	360"W x 54"D x 29½"H	1516	15,563.00	18,692.00
CTRND	Round Conference Table	42" Diameter x 29½"H	80	959.00	
CTWP	Wood Grommet Cover with Module for CTC72, CTC84, or CTC96, CTC120			596.00	596.00
CTW72SP	Power Module w/Cover for (1) End Section for CMT12, CMT18, CMT24, CMT30			636.00	636.00
CTW72AP	Power Module w/Cover for (1) Center Section for CMT18, CMT20, CMT24, CMT26, CMT30			636.00	636.00
CTW84SP	Power Module w/Cover for (1) End Section for CMT14, CMT20, CMT26			636.00	636.00



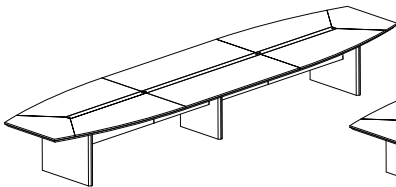
CTC96



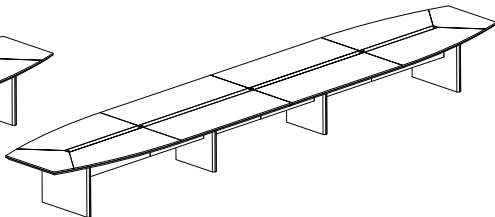
CTC120



CMT12



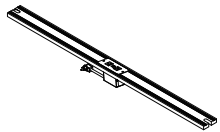
CMT18



CMT24



CTRND



CTWP

Office Suites  
Seating  
Tables  
Desks  
Meeting Essentials  
Personal Organization  
Ergonomics  
High Density Storage  
Storage & Filing  
Facilities  
Technology Furniture  
Art & Engineering

# Cohere™ Tables - Flip & Nest

- This table is available in T-Leg configuration only
- Surfaces are constructed with 1 1/8" thick high pressure laminate with 3mm T-Mold or 3mm Edgeband
- Optional frosted acrylic modesty panels are available and attach to the underside of the surface
- This table is available with casters only. 3" locking, non-marring Black casters are standard

- Optional premium 3" White nylon caster with locking Gray urethane anti-vibration tread for smooth and quiet movement is available
- Flipping mechanism and stabilizer bar in Silver finish only
- Overall table height is 29" from floor to top of 1 1/8" surface
- Legs/Feet available in Black, Silver or White powder coat finishes
- Optional polished aluminum feet are available for an upcharge
- Optional premium Caster Kit available - order model FWCAST

## HOW TO SPECIFY

Start with base model number and **SELECT ONE CODE FROM EACH OF THE OPTIONS** to complete your final model number for ordering:

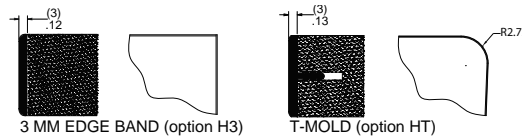
Select MODEL NUMBER (ie., FR1848)	Option 1 [⚡] EDGE	Option 2 [■] CUTOUT	Option 3 [●] LEG STYLE	Option 4 [✓] FOOT FINISH	Option 5 [✕] CASTER
	H3 = Edge Band (Square Corner)	N = No Grommet (No Power)	T = T-Leg Only	P = Standard (Same Color)	S = Standard Black Only
	HT = T-Mold (Radius Corner)	G = Center Grommet Only + \$30 M = Left/Right Grommet + \$60 E = Rectangular (Cutout Only) + \$30		A = Polished Aluminum Feet + \$40 List	

Add codes to indicate options you would like: **H3** (with Edge Band)    **N** (Without Grommet)    **T** (With T-Leg Only)    **P** (in Standard Color)    **S** (Standard Black Only)

The final model number for base product FR1848 with the highlighted options would be FR1848-H3-N-T-P-S (or FR1848H3NTPS).

Note: All non-standard cutouts (other than above) will be reviewed to determine if the cutout does not interfere with the base, degrade table strength or cause imbalance. Contact spaceplanning@safcoproducts.com for quote request and drawing signoff will be required before order is processed.

### laminate edge type [⚡]



### Cutout Options [■]

#### G - \$30 List upcharge


(1) Manufactured round cutout 1 3/4" in diameter located in center approach side of top. Includes grommet cap. Black only.



Cutout-G

#### M - \$60 List upcharge

(2) Manufactured round cutouts 1 3/4" diameter located on right and left approach side of top. Includes (2) grommet caps. Black only.



Cutout-M

#### E - \$30 List upcharge

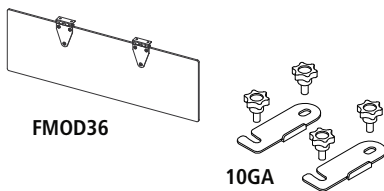
(1) Manufactured rectangular cutout 5 1/4 x 3" for daisy chain electrical kits only. Grommet caps not included with cutout.



Cutout-E

## Cohere™ Tables - Acrylic Modesty Panels - Flip & Nest Style

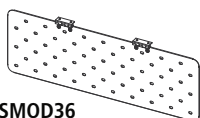
- Brackets available in your choice of Black, White or Silver powder coat finish



Model No.	Description	Wt.	List Price
FMOD36	30"W x 10"H - For 36" & Transition Table	7	306.00
FMOD42	36"W x 10"H - For 42" Table	8	316.00
FMOD48	42"W x 10"H - For 48" Table	9	339.00
FMOD54	48"W x 10"H - For 54" Table	10	362.00
FMOD60	54"W x 10"H - For 60" Table	11	384.00
FMOD66	60"W x 10"H - For 66" Table	12	416.00
FMOD72	66"W x 10"H - For 72" Table	13	439.00
10GA	Universal Ganging Accessory	1	59.00
Optional White Caster			
FWCAST	Cohere Premium Caster Kit, set of 4		72.00

## Cohere™ Tables - Steel Modesty Panels - Flip & Nest Style

- Brackets available in your choice of Black, White or Silver paint
- Steel Modesty panels are available in your choice of Corporate Paint Colors



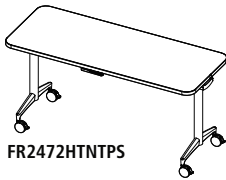
Model No.	Description	Wt.	List Price
SMOD36	30"W x 10"H - For 36" & Transition Table	7	157.00
SMOD42	36"W x 10"H - For 42" Table	8	168.00
SMOD48	42"W x 10"H - For 48" Table	9	179.00
SMOD54	48"W x 10"H - For 54" Table	10	182.00
SMOD60	54"W x 10"H - For 60" Table	11	189.00
SMOD66	60"W x 10"H - For 66" Table	12	199.00
SMOD72	66"W x 10"H - For 72" Table	13	210.00

**Specification Tips:**

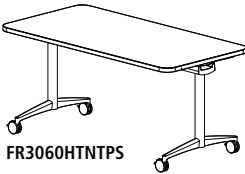
- Overall footprint depth is 20½" for 24"D table. Each additionally nested table adds 7½" in total footprint depth. Total depth for 3 tables would be 35½"
- 54"W surfaces and smaller are available with a center grommet option only. 60"W surface and larger are also available with two grommets positioned on the left and right
- Circular grommet cutouts are 1¾" diameter and located 3½" from the rear of the surface and 7" from the end for the left and right option. Grommets are available in Black only and only on rectangular tops
- Support beam provides integrated cable management clips
- Optional ganging hardware is available. Specify one package per seam
- Access to all standard Wilsonart®, Nevamar®, Formica® and Pionite® laminates is available



FR1848HTGTPS



FR2472HTNTPS



FR3060HTNTPS

Model No.	Options:					Description	Optional Cutouts	Wt.	List Price
<b>Rectangular</b>									
	1	2	3	4	5				
FR1848			T		S	48 x 18" Rectangular	G	52	974.00
FR1860			T		S	60 x 18" Rectangular	G, M	61	995.00
FR1872			T		S	72 x 18" Rectangular	G, M	69	1,069.00
FR2436			T		S	36 x 24" Rectangular	G	55	974.00
FR2442			T		S	42 x 24" Rectangular	G	60	990.00
FR2448			T		S	48 x 24" Rectangular	G, E	65	1,009.00
FR2454			T		S	54 x 24" Rectangular	G, E	71	1,024.00
FR2460			T		S	60 x 24" Rectangular	G, M, E	76	1,036.00
FR2466			T		S	66 x 24" Rectangular	G, M, E	82	1,127.00
FR2472			T		S	72 x 24" Rectangular	G, M, E	87	1,189.00
FR3036			T		S	30 x 36" Rectangular	G	68	1,029.00
FR3042			T		S	30 x 42" Rectangular	G	73	1,053.00
FR3048			T		S	48 x 30" Rectangular	G, E	78	1,076.00
FR3054			T		S	54 x 30" Rectangular	G, E	85	1,093.00
FR3060			T		S	60 x 30" Rectangular	G, M, E	92	1,121.00
FR3066			T		S	66 x 30" Rectangular	G, M, E	98	1,223.00
FR3072			T		S	72 x 30" Rectangular	G, M, E	105	1,268.00
FR3648			T		S	48 x 36" Rectangular	G, E	91	1,217.00
FR3660			T		S	60 x 36" Rectangular	G, M, E	107	1,347.00
FR3672			T		S	72 x 36" Rectangular	G, M, E	123	1,415.00

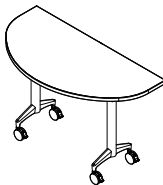
**Cohere™ Transition Tables**



FT2448HTNTPS

<b>Transition Tables</b>									
Options:	1	2	3	4	5	Description	Optional Cutouts	Wt.	List Price
FT2448		N	T		S	48 x 24" Transition	N/A	62	1,009.00
FT3048		N	T		S	48 x 30" Transition	N/A	69	1,076.00

**Cohere™ Half Round Tables**



FH2448

<b>Half Round Tables</b>									
Options:	1	2	3	4	5	Description	Optional Cutouts	Wt.	List Price
FH2448		N	T		S	24 x 48" Half Round	N/A	62	1,009.00
FH3060		N	T		S	30 x 60" Half Round	N/A	69	1,121.00
FH3672		N	T		S	36 x 72" Half Round	N/A	75	1,415.00

Office Suites  
Seating  
Tables  
Desks  
Meeting Essentials  
Personal Organization  
Ergonomics  
High Density Storage  
Storage & Filing  
Facilities  
Technology Furniture  
Art & Engineering



## Fixed-Height Tables

- Surfaces are constructed with 1 1/8" thick high pressure laminate with 3mm T-Mold or 3mm Edgeband
- This table is available with Black glides (Glides have 1/2" leveling range) or 3" Black locking casters
- Overall table height is 29" from floor to top of 1 1/8" surface
- Base available in Black, Silver or White powder coat finishes
- Glides and casters are not field interchangeable as the overall table height will be affected

## How to Specify

Start with base model number and **SELECT ONE CODE FROM EACH OF THE OPTIONS** to complete your final model number for ordering:

Select MODEL NUMBER (ie., HR1848)	Option 1 [♣] EDGE	Option 2 [■] CUTOUT	Option 3 [●] LEG STYLE	Option 4 [✓] FOOT FINISH
	H3 = Edge Band (Square Corner)	N = No Grommet (No Power)	T = T-Leg with Glide	P = Standard (Same Color)
	HT = T-Mold (Radiused Corner)	G = Center Grommet Only + \$30 M = Left/Right Grommet + \$60 E = Rectangular (Cutout only) + \$30	C = C-Leg with Glide  R = T-Leg with Standard Caster + \$40	A = Polished Aluminum Feet + \$40 List
Add codes to indicate options you would like:	<b>H3</b> (with Edge Band)	<b>N</b> (Without Grommet)	<b>T</b> (with T-Leg Style)	<b>P</b> (in Standard Color)

The final model number for Base Product HR1848 with the highlighted options would be HR1848-H3-N-T-P (or HR1848H3NTP).

**Note:** All non-standard cutouts (other than above) will be reviewed to determine if the cutout does not interfere with the base, degrade table strength or cause imbalance. Contact spaceplanning@safcoproducts.com for quote request and drawing signoff will be required before order is processed.

### Cutout Options [■]

#### G - \$30 List upcharge

(1) Manufactured round cutout 1 3/4" in diameter located in center approach side of top. Includes grommet cap. Black only.



Cutout-G

#### M - \$60 List upcharge

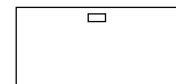
(2) Manufactured round cutouts 1 3/4" diameter located on right and left approach side of top. Includes (2) grommet caps. Black only.



Cutout-M

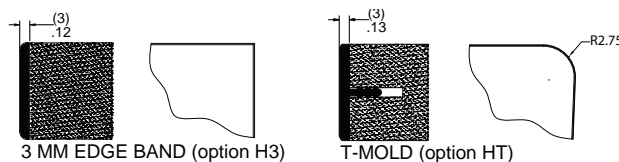
#### E - \$30 List upcharge

(1) Manufactured rectangular cutout 5 1/4 x 3" for daisy chain electrical kits only. Grommet caps not included with cutout.



Cutout-E

### Laminate Edge Type [♣]



3 MM EDGE BAND (option H3)

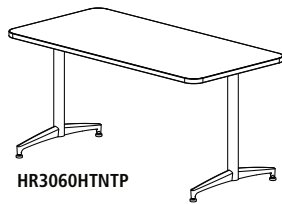
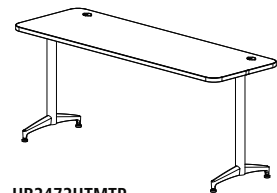
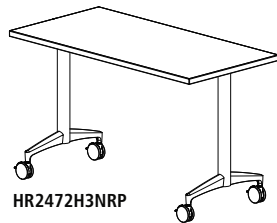
T-MOLD (option HT)

**Specification Tips:**

- C-Legs are available only in 24" and 30" deep surfaces
- 54"W surfaces and smaller are available with a center grommet option only. 60"W surface and larger are also available with two grommets positioned on the left and right
- Grommet cutouts are 1¼" diameter and located 3½" from the rear of the surface and 7" from the end for the left and right option. Grommets are available in Black only
- All surfaces 60" and longer utilize a steel reinforcement bar to prevent surface deflection
- Optional ganging hardware is available. Specify one package per seam
- These tables are designed for static use applications only. They are not designed to be slid and/or dragged across any floor space. For applications requiring mobility, please refer to one of our many mobile training options
- Access to all standard Wilsonart®, Nevamar®, Formica® and Pionite® laminates is available

**Cohere™ Rectangular Fixed-Height**

Model No.	Options:				Description	- Optional Cutouts	Wt.	List Price
	1	2	3	4				
HR1848	✘	■	●	✔	48 x 18" Rectangular	G	44	701.00
HR1860	✘	■	●	✔	60 x 18" Rectangular	G, M	52	735.00
HR1872	✘	■	●	✔	72 x 18" Rectangular	G, M	59	769.00
HR2436	✘	■	●	✔	36 x 24" Rectangular	G	47	719.00
HR2442	✘	■	●	✔	42 x 24" Rectangular	G	52	735.00
HR2448	✘	■	●	✔	48 x 24" Rectangular	G, E	57	754.00
HR2454	✘	■	●	✔	54 x 24" Rectangular	G, E	62	788.00
HR2460	✘	■	●	✔	60 x 24" Rectangular	G, M, E	67	798.00
HR2466	✘	■	●	✔	66 x 24" Rectangular	G, M, E	72	838.00
HR2472	✘	■	●	✔	72 x 24" Rectangular	G, M, E	77	854.00
HR3036	✘	■	●	✔	36 x 30" Rectangular	G	53	792.00
HR3042	✘	■	●	✔	42 x 30" Rectangular	G	60	798.00
HR3048	✘	■	●	✔	48 x 30" Rectangular	G, E	70	809.00
HR3054	✘	■	●	✔	54 x 30" Rectangular	G, E	76	814.00
HR3060	✘	■	●	✔	60 x 30" Rectangular	G, M, E	83	832.00
HR3066	✘	■	●	✔	66 x 30" Rectangular	G, M, E	89	854.00
HR3072	✘	■	●	✔	72 x 30" Rectangular	G, M, E	95	872.00
HR3648	✘	■	●	✔	48 x 36" Rectangular	G, E	83	854.00
HR3660	✘	■	●	✔	60 x 36" Rectangular	G, M, E	98	922.00
HR3672	✘	■	●	✔	72 x 36" Rectangular	G, M, E	113	990.00



\* NOTE: C-Leg not available on 18"D.

- Optional CPU bracket available on 60" and larger tops for additional charge (model # C894) found on page 233.
- Optional keyboard (model #195TKLS), found on page 233 also works with the above Cohere tables.

**Cohere™ Fixed-Height Transition Table**

Model No.	Options:				Description	Optional Cutouts	Wt.	List Price
	1	2	3	4				
HT2448	✘	N	●	✔	48 x 24" Transition	N/A	59	754.00
HT3048	✘	N	●	✔	48 x 30" Transition	N/A	66	809.00



Office Suites  
Seating  
Tables  
Desks  
Meeting Essentials  
Personal Organization  
Ergonomics  
High Density Storage  
Storage & Filing  
Facilities  
Technology Furniture  
Art & Engineering

# Cohere™ Tables - Pin-Height Adjustable Tables - Accessories

- Available in T-Leg configuration only
- Under table clearance is 25<sup>7</sup>/<sub>8</sub>" to 33<sup>7</sup>/<sub>8</sub>"
- Table height from floor to top of surface ranges from 26" to 34" on 1" increments (8" travel range)
- Meets ADA height of 32"
- Surfaces are constructed with 1<sup>1</sup>/<sub>8</sub>" thick high pressure laminate with 3mm Edgeband or 3mm T-Mold
- Available with Black glides (Glides have 1/2" leveling range) or 3" Black locking casters
- Base available in Black, Silver or White powder coat finishes
- Glides and casters are not field interchangeable
- Glides have 1/2" leveling range

## How to Specify

Start with base model number and **SELECT ONE CODE FROM EACH OF THE OPTIONS** to complete your final model number for ordering:

Select MODEL NUMBER (ie., PR1848)	Option 1 [♣] EDGE	Option 2 [■] CUTOUT	Option 3 [●] LEG STYLE	Option 4 [✓] FOOT FINISH
	H3 = Edgeband (Square Corner)	N = No Grommet (No Power)	T = T-Leg with Glide	P = Standard (Same Color)
	HT = T-Mold (Radiused Corner)	G = Center Grommet Only + \$30	R = T-Leg with Standard Caster + \$40	A = Polished Aluminum Feet + \$40 List
		M = Left/Right Grommet + \$60		
Add codes to indicate options you would like:	H3 (with Edge Band)	N (Without Grommet)	T (T-Leg with Glide)	P (in Standard Color)

The final model number for Base Product PR1848 with the highlighted options would be PR1848-H3-N-T-P (or PR1848H3NTP).

**Note:** All non-standard cutouts (other than above) will be reviewed to determine if the cutout does not interfere with the base, degrade table strength, or cause imbalance. Contact [spaceplanning@safcoproducts.com](mailto:spaceplanning@safcoproducts.com) for quote request and drawing signoff will be required before order is processed.

### Cutout Options [■]

#### G - \$30 List upcharge

(1) Manufactured round cutout 1<sup>3</sup>/<sub>4</sub>" in diameter located in center approach side of top. Includes grommet cap. Black only.



Cutout-G

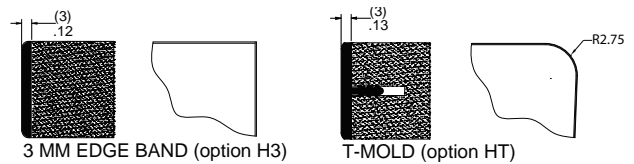
#### M - \$60 List upcharge

(2) Manufactured round cutouts 1<sup>3</sup>/<sub>4</sub>" diameter located on right and left approach side of top. Includes (2) grommet caps. Black only.



Cutout-M

### Laminate Edge Type [♣]



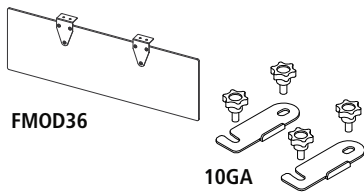
3 MM EDGE BAND (option H3)

T-MOLD (option HT)

Training Table Power Options available for fixed-height tables. Please see page 233.

## Cohere™ Tables - Acrylic Modesty Panel - Fixed & Pin Style

- Brackets available in your choice of Black, White or Silver powder coat finish



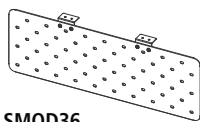
FMOD36

10GA

Model No.	Description	Wt.	List Price
FMOD36	30"W x 10"H - For 36" & Transition Table	7	306.00
FMOD42	36"W x 10"H - For 42" Table	8	316.00
FMOD48	42"W x 10"H - For 48" Table	9	339.00
FMOD54	48"W x 10"H - For 54" Table	10	362.00
FMOD60	54"W x 10"H - For 60" Table	11	384.00
FMOD66	60"W x 10"H - For 66" Table	12	416.00
FMOD72	66"W x 10"H - For 72" Table	13	439.00
10GA	Universal Ganging Accessory	1	59.00
<b>Optional White Caster</b>			
FWCAST	Cohere Premium Caster Kit, set of 4		72.00

## Cohere™ Tables - Steel Modesty Panel - Fixed & Pin Style

- Steel Modesty panels are available in your choice of Corporate Paint Colors



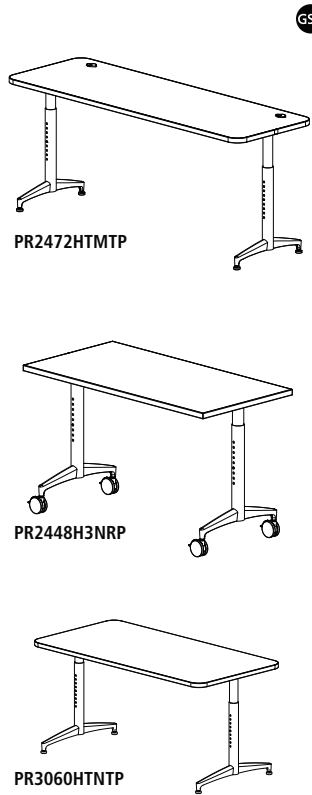
SMOD36

Model No.	Description	Wt.	List Price
SMOD36	30"W x 10"H - For 36" & Transition Table	7	157.00
SMOD42	36"W x 10"H - For 42" Table	8	168.00
SMOD48	42"W x 10"H - For 48" Table	9	179.00
SMOD54	48"W x 10"H - For 54" Table	10	182.00
SMOD60	54"W x 10"H - For 60" Table	11	189.00
SMOD66	60"W x 10"H - For 66" Table	12	199.00
SMOD72	66"W x 10"H - For 72" Table	13	210.00

Specification Tips:

- 54"W surfaces and smaller are available with a center grommet option only. 60"W surface and larger are also available with two grommets positioned on the left and right
- Grommet cutouts are 1¼" round and located 3½" from the rear of the surface and 7" from the end for the left and right option. Grommets are available in Black only
- All surfaces 60" and longer utilize a steel reinforcement bar to prevent surface deflection
- Optional ganging hardware is available. Specify one package per seam
- Access to all standard Wilsonart®, Nevamar®, Formica® and Pionite® laminates is available

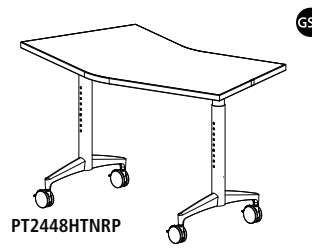
Cohere™ Rectangular Pin-Height Adjustable Tables



Model No.	Options:				Description	Optional Cutouts	Wt.	List Price
	1	2	3	4				
PR1848	✖	■	●	✓	48 x 18" Rectangular	G	50	1,024.00
PR1860	✖	■	●	✓	60 x 18" Rectangular	G, M	58	1,093.00
PR1872	✖	■	●	✓	72 x 18" Rectangular	G, M	65	1,121.00
PR2436	✖	■	●	✓	36 x 24" Rectangular	G	53	1,024.00
PR2442	✖	■	●	✓	42 x 24" Rectangular	G	58	1,069.00
PR2448	✖	■	●	✓	48 x 24" Rectangular	G	63	1,076.00
PR2454	✖	■	●	✓	54 x 24" Rectangular	G	68	1,115.00
PR2460	✖	■	●	✓	60 x 24" Rectangular	G, M	73	1,137.00
PR2466	✖	■	●	✓	66 x 24" Rectangular	G, M	78	1,171.00
PR2472	✖	■	●	✓	72 x 24" Rectangular	G, M	83	1,211.00
PR3036	✖	■	●	✓	36 x 30" Rectangular	G	71	1,115.00
PR3048	✖	■	●	✓	48 x 30" Rectangular	G	76	1,137.00
PR3054	✖	■	●	✓	54 x 30" Rectangular	G	82	1,194.00
PR3060	✖	■	●	✓	60 x 30" Rectangular	G, M	89	1,228.00
PR3066	✖	■	●	✓	66 x 30" Rectangular	G, M	95	1,250.00
PR3072	✖	■	●	✓	72 x 30" Rectangular	G, M	101	1,268.00
PR3648	✖	■	●	✓	48 x 36" Rectangular	G	89	1,217.00
PR3660	✖	■	●	✓	60 x 36" Rectangular	G, M	104	1,307.00
PR3672	✖	■	●	✓	72 x 36" Rectangular	G, M	119	1,347.00

• Optional CPU bracket available on 60" and larger tops for additional charge (model # C894) found on page 233.  
 Optional keyboard (model #195TKLS), found on page 233 also works with above Cohere tables.

Cohere™ Transition Pin-Height Adjustable Tables



Model No.	Options:				Description	Optional Cutouts	Wt.	List Price
	1	2	3	4				
PT2448	✖	N	●	✓	48"W x 24"H Transition	N/A	59	1,076.00
PT3048	✖	N	●	✓	48"W x 30"H Transition	N/A	66	1,137.00

Office Suites  
Seating  
Tables  
Desks  
Meeting Essentials  
Personal Organization  
Ergonomics  
High Density Storage  
Facilities  
Technology Furniture  
Art & Engineering

## Specification Tips:

- Surfaces are constructed with 1 1/8" thick high pressure laminate with 3mm Edgeband or 3mm T-Mold
- This table is available with Black glides only. Glides have 1/2" leveling range
- Overall dining table height is 29" from floor to top of 1 1/8" surface. Overall bar table height is 42" from floor to top of 1 1/8" surface
- Base available in Black, Silver or White powder coat finishes
- Bases ship fully assembled
- Optional polished aluminum feet are available for an upcharge
- Access to all standard Wilsonart®, Nevamar®, Formica® and Pionite® laminates is available

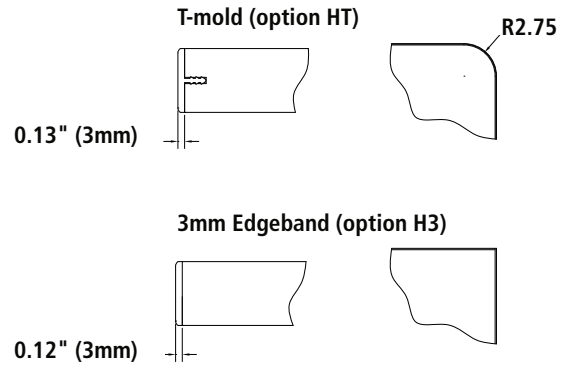
## How to Specify

Start with base model number and **SELECT ONE CODE FROM THE OPTION** to complete your final model number for ordering:

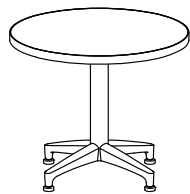
Select MODEL NUMBER (ie., HD1848)	Option 1 [❖] EDGE	Option 2 [■] FOOT FINISH
	H3 = Edge Band (Square Corner)	P = Standard (Same Color)
	HT = T-Mold (Radiused Corner)	A = Polished Aluminum + \$40 List
Add codes to indicate options you would like:	H3 (with Edge Band)	P (in Standard Color)

The final Model Number for Base Product HD24D with the highlighted options would be HD24D-H3-P (or HD24DH3P).

## Edge Options



# Cohere™ Tables - Hospitality Tables



HD24DHTP



HB24SHTP

Model No.	Description	Wt.	List Price
<b>29" H Dining Height</b>			
Option:	1	2	
HD24D	24" Round	32	727.00
HD30D	30" Round	42	768.00
HD36D	36" Round	52	877.00
HD42D	42" Round	66	971.00
HD24S	24" Square	36	727.00
HD30S	30" Square	48	768.00
HD36S	36" Square	63	877.00
HD42S	42" Square	80	971.00
<b>42" H Bar Height</b>			
Option:	1	2	
HB24D	24" Round	33	751.00
HB30D	30" Round	43	791.00
HB36D	36" Round	54	901.00
HB42D	42" Round	68	992.00
HB24S	24" Square	37	751.00
HB30S	30" Square	49	791.00
HB36S	36" Square	64	901.00
HB42S	42" Square	81	992.00

**HOW TO SPECIFY:** Select Model No. & Add Suffix Codes

<b>OPTION 1</b> [❖]	Select EDGE Edgeband (H3) T-Mold (HT)	<b>OPTION 2</b> [■]	Select FOOT Finish Standard (P) Pol. Alum. (A)*
------------------------	---------------------------------------	------------------------	---

\* NOTE: See details at beginning of section for upcharge costs for this option selection.

**Specification Tips:**

- Surfaces are constructed with 1 1/8" thick high pressure laminate with 3mm Edgeband or 3mm T-Mold
- This table is available with Black glides only. Glides have 1/2" leveling range
- Overall End Table height is 20" from floor to top of 1 1/8" surface
- Overall Coffee Table height is 16" from floor to top of 1 1/8" surface
- Base available in Black, Silver or White powder coat finishes
- Bases ship fully assembled
- Optional polished aluminum foot is available for an upcharge
- Access to all standard Wilsonart®, Nevamar®, Formica® and Pionite® laminates is available

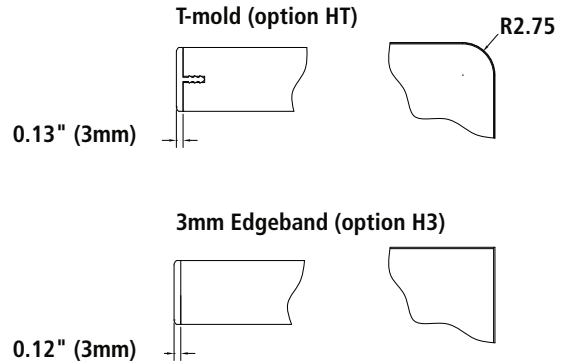
**How to Specify**

Start with base model number and **SELECT ONE CODE FROM THE OPTION** to complete your final model number for ordering:

Select MODEL NUMBER (ie., LE24D)	Option 1 [❖] EDGE	Option 2 [■] FOOT FINISH
	H3 = Edgeband (Square Corner)	P = Standard (Same Color)
	HT = T-Mold (Radiused Corner)	A = Polished Aluminum + \$40 List
Add codes to indicate options you would like:	H3 (with Edgeband)	P (in Standard Color)

The final Model Number for Base Product LE24D with the highlighted options would be LE24D-H3-P (or LE24DH3P).

**Edge Options**







Cohere™ Tables - Occasional Tables



Model No.	Description	Wt.	List Price
<b>20" H End Tables</b>			
Option:	1	2	
LE24D	24" Round	30	716.00
LE30D	30" Round	40	773.00
LE36D	36" Round	50	854.00
LE24S	24" Square	34	716.00
LE30S	30" Square	46	773.00
LE36S	36" Square	61	854.00
<b>16" H Coffee Tables</b>			
Option:	1	2	
LC42D	42" Round	65	1,004.00
LC48D	48" Round	80	1,057.00
LC42S	42" Square	78	1,004.00
LC48S	48" Square	97	1,016.00

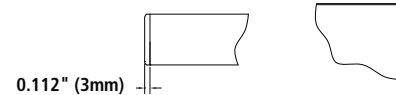
## Specification Tips:

- Surfaces are constructed with 1 1/8" thick high pressure laminate with 3mm Edgeband or 3mm T-Mold
- This table is available with Black glides only. Glides have 1/2" leveling range
- Base available in Black, Silver or White powder coat finishes
- Optional polished aluminum foot/bridge is available for an upcharge
- Top sizes 120" and smaller come as one piece. 144" tops come in two pieces. 216" tops come in three pieces
- Y and multiple column bases require assembly
- Overall table height is 29" from floor to top of 1 1/8" work surface
- Access to all standard Wilsonart®, Nevamar®, Formica® and Pionite® laminates is available

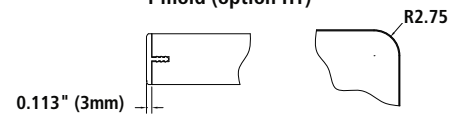
Top Style			
			
48 x 48"	48" Dia.	72 x 36"	72 x 36"
54 x 54"	54" Dia.	84 x 42"	84 x 42"
-	60" Dia.	96 x 42"	96 x 42"
-	-	96 x 48"	96 x 48"
-	-	96 x 54"	96 x 54"
-	-	108 x 48"	108 x 48"
-	-	108 x 54"	108 x 54"
-	-	120 x 48"	120 x 48"
-	-	120 x 54"	120 x 54"
-	-	144 x 54"	144 x 54"
-	-	216 x 54"	216 x 54"

## EDGE OPTIONS

### 3mm Edgeband (option H3)



### T-mold (option HT)



## How to Specify

Start with base model number and **SELECT ONE CODE FROM EACH OF THE OPTIONS** to complete your final model number for ordering:

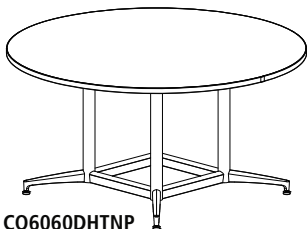
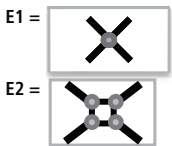
Select MODEL NUMBER (ie., CX4848D)	Option 1 [❖] EDGE	Option 2 [■] CUTOUT	Option 3 [●] FOOT FINISH
	H3 = Edgeband (Square Corner)	N = No Grommet Only (No Power)	P = Standard (Same Color)
	HT = T-Mold (Radiused Corner)		B = Polished Aluminum + \$80 List


Add codes to indicate options you would like: **H3** (with Edgeband)    **N** (Without Grommet)    **P** (Same Color)

The final Model Number for Base Product CX4848D with the highlighted options would be CX4848D-H3-N-P (or CX4848DH3NP).

# Cohere™ Tables - Conference Tables

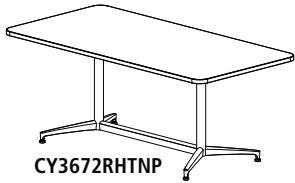
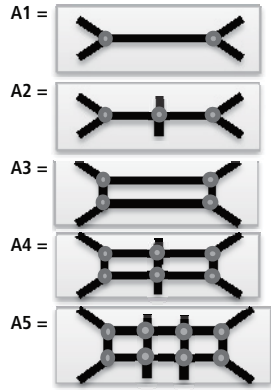
## BASE STYLES:



Model No.	Description	Base Style	Suggested Seating Capacity*	Wt.	List Price
<b>Single Base</b> – Bases are included with tabletop 					
<b>Option:</b>	<b>1</b>	<b>2</b>	<b>3</b>		
CX4848D				48" Round	E1 4 82 1,374.00
CX5454D				54" Round	E1 4 98 1,615.00
CQ6060D				60" Round	E2 6 130 2,539.00
CQ4848S				48" Square	E2 4 111 1,938.00
CQ5454S				54" Square	E2 4 133 2,078.00

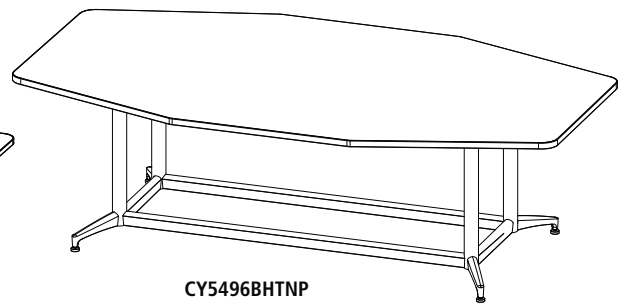
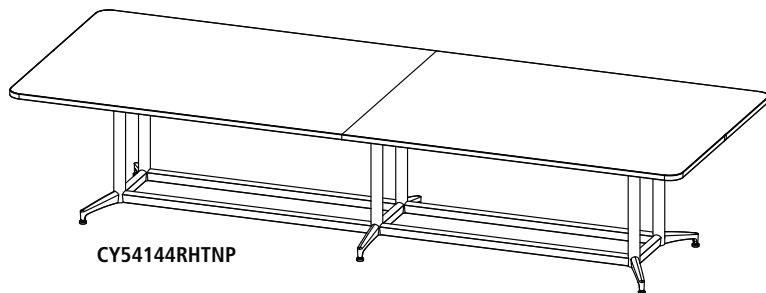
\* Recommended seating capacity based on 27" per chair.

Base Styles:



Model No.	Description	Base Style	Suggested Seating Capacity*	Wt.	List Price	
<b>Y-Base Configuration – Bases are included with tabletop</b>						
<b>Option:</b>	<b>1</b>	<b>2</b>	<b>3</b>			
CY3672R		72 x 36" Rectangular	A1	6	111	1,588.00
CY3672B		72 x 36" Boat	A1	6	111	1,588.00
CY4284R		84 x 42" Rectangular	A1	8	145	1,933.00
CY4284B		84 x 42" Boat	A1	8	145	1,933.00
CY4296R		96 x 42" Rectangular	A1	8	163	2,193.00
CY4296B		96 x 42" Boat	A1	8	163	2,193.00
CY4896R		96 x 48" Rectangular	A1	8	183	2,539.00
CY4896B		96 x 48" Boat	A1	8	183	2,539.00
CY5496R		96 x 54" Rectangular	A3	8	214	3,357.00
CY5496B		96 x 54" Boat	A3	8	214	3,357.00
CY48108R		108 x 48" Rectangular	A1	10	204	2,804.00
CY48108B		108 x 48" Boat	A1	10	204	2,804.00
CY54108R		108 x 54" Rectangular	A3	10	239	3,452.00
CY54108B		108 x 54" Boat	A3	10	239	3,452.00
CY48120R		120 x 48" Rectangular	A2	10	228	3,438.00
CY48120B		120 x 48" Boat	A2	10	228	3,438.00
CY54120R		120 x 54" Rectangular	A4	10	267	4,593.00
CY54120B		120 x 54" Boat	A4	10	267	4,593.00
CY54144R		144 x 54" Rectangular	A4	10	314	5,390.00
CY54144B		144 x 54" Boat	A4	10	314	5,390.00
CY54216R		216 x 54" Rectangular	A5	14	453	8,055.00
CY54216B		216 x 54" Boat	A5	14	453	8,055.00

\* NOTE: Recommended seating capacity based on 27" per chair.  
Additional lead time required for 120" and larger.



**HOW TO SPECIFY:**  
Select Model No.  
& Add Suffix Codes

**OPTION 1** Select EDGE Edgeband (H3) T-Mold (HT)

**OPTION 2** CUTOUT None ONLY None (N)

**OPTION 3** Select FOOT Finish Standard (P) Pol. Alum. (B)\*

\* NOTE: See details at beginning of section for upcharge costs for these option selections.

Office Suites  
Seating  
Tables  
Desks  
Meeting Essentials  
Personal Organization  
Ergonomics  
High Density Storage  
Storage & Filing  
Facilities  
Technology Furniture  
Art & Engineering

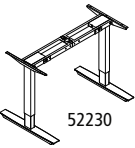

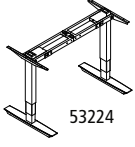

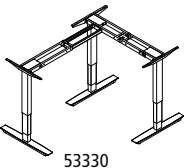



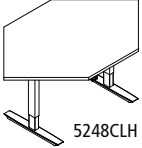

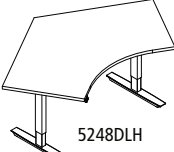



# ML-Series Height-Adjustable Tables





Three Base Models Offered: 2 stage bases offered in a 2 column model only. 3 stage bases offered in two column and three column models.

- Drive System: 110V, 60Hz AC input 120V DC motor. Draws a maximum of 3 amps.
- Travel Range: 2 stage - 19.6" of vertical adjustment from 28" to 47.6" (with feet and work surface)
- 3 Stage - 25.5" of vertical adjustment from 24.5" - 50" (with feet and work surface)
- Adjustment Speed: 2 stage .75" per second; 3 stage 1.5" per second
- Control Switch: Simple UP/Down Control Switch sold as standard. LED 4 position preset control available as an accessory option.
- Work surfaces: 1 1/8" high pressure laminate with 3mm PVC (square corners) as standard. Add a "T" suffix to the part number if T-mold is preferred (radius corners) Surfaces available from 48" - 72"W and 24" or 30"D
- Keyboard Surface: Optional mechanism extends keyboard range to 8" below and/or 7" above the monitor surface. Tilt range is +15° to - 15° tilt
- Bases: Consists of heavy-duty all steel legs with expandable/adjustable steel frames, range from 40" - 68"W which accommodate 48" - 72" work surfaces
- 3 base colors - Silver, Black, and White powder coat paint, customers should designate selection with S for Silver, B for Black and W for White
- Bases Ship KD. Due to the precision of the alignment of the height-adjustable legs, it is critical that the unit be properly leveled for optimum performance
- Load Capacity: 220 lbs. for 2-column models and 350 lbs. for 3-column models
- Meets ADA and BIFMA performance standards
- Meets Intertek VOC+ Certification

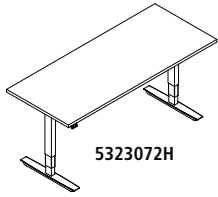
## ML-Series Height-Adjustable Tables

	Model No.	Description	Height Range	Wt.	List Price
 <p>52230</p>	<b>2 Stage/2 Column Base Only</b> 				
	52224	2 Stage/2 Leg 24" Depth	28 - 47 5/8" H	69	995.00
	52230	2 Stage/2 Leg 30" Depth	28 - 47 5/8" H	71	995.00
 <p>53224</p>	<b>3-Stage/2-Column Base Only</b> 				
	53224	3 Stage/2 Leg 24" Depth	24 1/2 - 50" H	76	1,095.00
	53230	3 Stage/2 Leg 30" Depth	24 1/2 - 50" H	78	1,095.00
 <p>53330</p>	<b>3-Stage/3-Column Base Only</b> 				
	53324	3 Stage/3 Leg 24" Depth	24 1/2 - 50" H	122	1,695.00
	53330	3 Stage/3 Leg 30" Depth	24 1/2 - 50" H	126	1,695.00
 <p>5222448H</p>	<b>2 Stage/2 Column Base with 1 1/8" Rectangular Surfaces</b> 				
	5222448H	48 x 24"	28 - 47 5/8" H	116	1,335.00
	5222454H	54 x 24"	28 - 47 5/8" H	121	1,430.00
	5222460H	60 x 24"	28 - 47 5/8" H	126	1,480.00
	5222466H	66 x 24"	28 - 47 5/8" H	131	1,520.00
	5222472H	72 x 24"	28 - 47 5/8" H	136	1,580.00
	5223048H	48 x 30"	28 - 47 5/8" H	131	1,340.00
	5223054H	54 x 30"	28 - 47 5/8" H	138	1,440.00
	5223060H	60 x 30"	28 - 47 5/8" H	141	1,490.00
	5223066H	66 x 30"	28 - 47 5/8" H	146	1,540.00
	5223072H	72 x 30"	28 - 47 5/8" H	151	1,600.00
 <p>5248CLH</p>	<b>2 Stage/2 Column Base with 1 1/8" Corner Surfaces</b> 				
	5248CSLH	48 x 24"	28 - 47 5/8" H	130	1,495.00
	5248CLH	48 x 30"	28 - 47 5/8" H	135	1,520.00
 <p>5248DLH</p>	<b>2 Stage/2 Column Base with 1 1/8" 120° Surfaces</b> 				
	5248DSLH	48 x 24"	28 - 47 5/8" H	135	1,625.00
	5248DLH	48 x 30"	28 - 47 5/8" H	140	1,670.00
	5242DSLH	42 x 24"	28 - 47 5/8" H	130	1,595.00
	5242DLH	42 x 30"	28 - 47 5/8" H	135	1,620.00

# ML-Series Height-Adjustable Tables

Model No.	Description	Height Range	Wt.	List Price
<b>3 Stage/2 Column Base with 1 1/8" Rectangular Surfaces</b> 				
5322448H	48 x 24"	24 1/2 - 50"H	109	1,435.00
5322454H	54 x 24"	24 1/2 - 50"H	114	1,530.00
5322460H	60 x 24"	24 1/2 - 50"H	119	1,580.00
5322466H	66 x 24"	24 1/2 - 50"H	124	1,620.00
5322472H	72 x 24"	24 1/2 - 50"H	129	1,680.00
5323048H	48 x 30"	24 1/2 - 50"H	124	1,440.00
5323054H	54 x 30"	24 1/2 - 50"H	129	1,540.00
5323060H	60 x 30"	24 1/2 - 50"H	134	1,590.00
5323066H	66 x 30"	24 1/2 - 50"H	139	1,640.00
5323072H	72 x 30"	24 1/2 - 50"H	144	1,695.00
<b>3 Stage/2 Column Base with 1 1/8" Corner Surfaces</b> 				
5348CSLH	48 x 24"	24 1/2 - 50"H	144	1,595.00
5348CLH	48 x 30"	24 1/2 - 50"H	149	1,620.00
<b>3 Stage/2 Column Base with 1 1/8" 120° Surfaces</b> 				
5348DSLH	48 x 24"	24 1/2 - 50"H	144	1,745.00
5348DLH	48 x 30"	24 1/2 - 50"H	149	1,770.00
5342DSLH	42 x 24"	24 1/2 - 50"H	139	1,695.00
5342DLH	42 x 30"	24 1/2 - 50"H	149	1,770.00
<b>3 Stage/ 3 Column with 1 1/8" Single Surfaces</b> 				
53366SLH	24 x 72 x 72 x 24"	24 1/2 - 50"H	240	2,535.00
53346SLRH	24 x 48 x 72 x 24" - Right Handed	24 1/2 - 50"H	235	2,247.00
53346SLH	24 x 72 x 48 x 24" - Left Handed	24 1/2 - 50"H	235	2,247.00
53366LH	30 x 72 x 72 x 30"	24 1/2 - 50"H	253	2,605.00
53346LRH	30 x 48 x 72 x 30" - Right Handed	24 1/2 - 50"H	240	2,320.00
53346LLH	30 x 72 x 48 x 30" - Left Handed	24 1/2 - 50"H	240	2,320.00
<b>Accessories</b>				
524MC	4-Position Memory Control (for ML series only)		2	92.00

For modesty panel options refer to page 221.



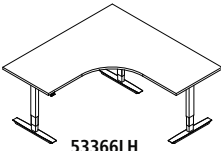
5323072H




5348CSLH



5348DLH

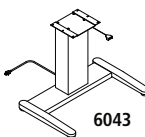


53366LH

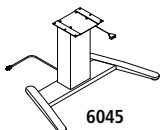


# E-Series Height-Adjustable Tables



- Drive System: 110V, 60 H input, 24V DC motor. 150 lb. capacity. Draws 1.2 amps under full load
- Travel Range: 16" of vertical adjustment from 26" to 42": Full travel time is 37 seconds
- Keyboard Surface: Data Center mechanism adjusts from 8" below to 7" above work surface. Both have +15° to -15° tilt
- Work Surfaces: Thermally-fused low-pressure laminate with T-mold edge is standard. Add "L" suffix for high pressure laminate with T-mold edge (prices shown)
- DataCenter Surface: 11"D x 27"W (minimum) for rectangular configurations
- Base Color: All corporate colors available
- Meets ANSI / BIFMA performance standards
- Control switch standard with up / down only













6043

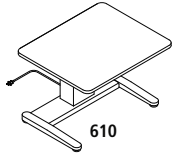


6045

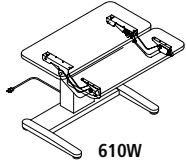
Model No.	Description	Wt.	List Price
<b>E-Series Base Only - Height-Adjustment 26" to 42"H</b>  			
6043	Base for Rectangular and Corner Top Sizes	75	1,595.00
6045	Base for Corner Top Sizes	75	1,595.00
6047	Base for Corner Top Sizes	67	1,595.00

# E-Series Height-Adjustable Tables

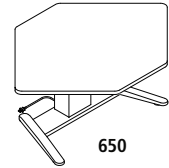
Model No.	Description	Height Range	Wt.	TFL List Price	HPL List Price
<b>E-Series - Single Surface</b>  					L Suffix
<b>6155</b>	48 x 24", use 6043 E-Series Base only	26 - 42" H	126	1,887.00	2,059.00
<b>605</b>	36 x 30", use 6043 E-Series Base only	26 - 42" H	123	1,864.00	2,037.00
<b>610</b>	42 x 30", use 6043 E-Series Base only	26 - 42" H	124	1,887.00	2,123.00
<b>615</b>	48 x 30", use 6043 E-Series Base only	26 - 42" H	135	1,963.00	2,207.00
<b>E-Series - Dual Surface with 11" D Data Center Keyboard Mechanism</b>  					L Suffix
<b>605W</b>	36 x 31" with DataCenter, use 6043 E-Series Base only	26 - 42" H	144	2,813.00	3,011.00
<b>610W</b>	42 x 31" with DataCenter, use 6043 E-Series Base only	26 - 42" H	149	2,893.00	3,088.00
<b>615W</b>	48 x 31" with DataCenter, use 6043 E-Series Base only	26 - 42" H	155	2,939.00	3,186.00
<b>Note:</b> Data Center keyboard mechanisms are available. Please see below and page 233 for more details.					
<b>E-Series - Single Surface Corner Unit</b>  					L Suffix
<b>650S</b>	42 x 24", use 6043 or 6047 E-Series Base	26 - 42" H	132	2,284.00	2,456.00
<b>650</b>	42 x 30", use 6043 or 6045 E-Series Base	26 - 42" H	135	2,360.00	2,636.00
<b>E-Series - Corner Dual Surface with Data Center Keyboard Mechanism</b>  					L Suffix
<b>650SW</b>	42 x 24", use 6043 or 6047 E-Series Base	26 - 42" H	150	3,185.00	3,342.00
<b>650W</b>	42 x 30", use 6043 or 6045 E-Series Base	26 - 42" H	155	3,213.00	3,357.00
<b>670W</b>	48 x 30", use 6043 or 6045 E-Series Base	26 - 42" H	172	3,387.00	3,636.00
<b>E-Series Curved - Corner Dual Surface with Data Center Keyboard Mechanism</b>  					L Suffix
<b>680W</b>	42 x 30", use 6043 or 6045 E-Series Base	26 - 42" H	155	3,676.00	3,942.00
<b>690W</b>	48 x 30", use 6043 or 6045 E-Series Base	26 - 42" H	172	3,867.00	4,132.00



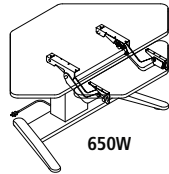
610



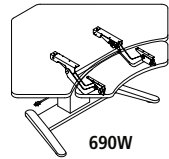
610W



650

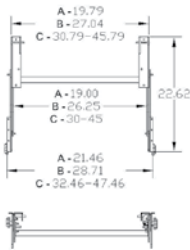


650W



690W

## Data Center Keyboard Mechanism



Sit/Stand height-adjustable keyboard arm with paddle actuated spring brake height adjustment and lever for tilt. Variable width configurations, fixed mount application. Available in 19", 26.25" widths.

Please contact Customer Care for compatibility on rectangular and corner workstations to insure proper fit.

Model No.	Description	Wt.	List Price
<b>49263</b>	Data Center 19"W	22	825.00
<b>49264</b>	Data Center 26 1/4"W	22	825.00
<b>49265</b>	Data Center 30 - 45" Adjustable Width	22	825.00

## XR-Series Height-Adjustable Tables

### XR-SERIES

**Drive System:** 24V, Chain Drive, DC motor. 2-leg system has 250 lbs. lifting capacity and draws a maximum of 3 amps. The 3-leg system has 375 lbs. of lifting capacity and draws a maximum of 4.5 amps start-up and full load.

**Travel Range:** 26.5" of vertical adjustment from 24" to 50.5" by way of simple to use control switch. Full travel time is 16 seconds.

**Work Surfaces:** 1-1/8" high pressure laminate HPL with T-mold edge is standard.

**Data Center Surfaces:** 11" D x 30" W (minimum) for rectangular configurations.

**Meets ADA standards.**

**Keyboard Surface:** Optional mechanism extends keyboard range to 8" below and/or 7" above monitor surface. Tilt range is +15° to -15° tilt.

**Control Switch:** Standard with 3 position memory settings.

**Modesty Panel:** Optional 18-gauge perforated 10" H steel panel. Available in standard Saftco colors.

**Base:** Consists of 14-gauge legs and rigid 14-gauge cross brace. Available in Black or Silver only. Base ships KD. Due to the precision alignment of the height-adjustable legs, it is critical the unit is properly leveled for optimum performance.

## XR-Series Height-Adjustable Tables

Model No.	Description	Wt.	Base Only
<b>XR-Series</b>	Base Only-includes columns, control box, cross brace, cables and switch. Height-Range 24 - 50 1/2" H	<b>GSA</b>	List Price
502STB	For 36 - 42", 24"D Surfaces - 2 Columns	45	2,158.00
503STB	For 48 - 60", 24"D Surfaces - 2 Columns	47	2,234.00
506STB	For 24 x 48 x 72 x 24" Right-Hand Return - 3 Columns	65	2,921.00
507STB	For 24 x 72 x 48 x 24" Left-Hand Return - 3 Columns	65	2,921.00
504STB	For 72 x 24 x 72" Corner, 3 Columns	68	2,928.00
505STB	For 84 x 24 x 84" Corner, 3 Columns	73	2,998.00
508STB	For 60 - 72 x 24" D Surfaces, 2 Columns	50	2,234.00
509STB	For 72 - 84 x 24" D Surfaces, 2 Columns	54	2,310.00
502TB	For 36 - 42" Surfaces, 2 Columns, 30" Deep	47	2,185.00
503TB	For 48 - 60" Surfaces, 2 Columns 30" Deep	50	2,265.00
508TB	For 60 - 72", 30"D Surfaces, 2 Columns	53	2,265.00
509TB	For 72 - 84", 30"D Surfaces, 2 Columns	57	2,343.00
506TB	For 30 x 48 x 72 x 30", Right-Hand Return, 3 Columns	67	2,966.00
507TB	For 30 x 72 x 48 x 30", Left-Hand Return, 3 Columns	67	2,966.00
504TB	For 72 x 30 x 72" Corner - 3 Columns	70	2,972.00
505TB	For 84 x 30 x 84" Corner - 3 Columns	75	3,043.00

Optional Modesty Panel <b>GSA</b>		Wt.	List Price
537MP	For 36 - 42" Wide Tables (Qty. 1)	20	136.00
543MP	For 48 - 60" Wide Tables (Qty. 1)	22	148.00
549MP	For 72 x 72" Corner Tables (Qty. 2)	38	371.00
561MP	For 84 x 84" Corner Tables (Qty. 2)	40	413.00
562MP	For 72 x 48" Corner Table (Qty. 1 of Each Size)	40	334.00

XR-Series	Single Surface Rectangular <b>GSA</b>	Height Range	Wt.	HPL List Price
505SL	36 x 24"	24 - 50 1/2" H	80	2,496.00
510SL	42 x 24"	24 - 50 1/2" H	87	2,541.00
515SL	48 x 24"	24 - 50 1/2" H	94	2,612.00
520SL	60 x 24"	24 - 50 1/2" H	107	2,759.00
525SL	72 x 24"	24 - 50 1/2" H	130	2,815.00
505L	36 x 30"	24 - 50 1/2" H	89	2,556.00
510L	42 x 30"	24 - 50 1/2" H	97	2,602.00
515L	48 x 30"	24 - 50 1/2" H	105	2,674.00
520L	60 x 30"	24 - 50 1/2" H	120	2,821.00
525L	72 x 30"	24 - 50 1/2" H	135	2,875.00

XR-Series	Dual Surface Rectangular with Data Center Mechanism <b>GSA</b>	Height Range	Wt.	HPL List Price
505WL	36 x 30"	24 - 50 1/2" H	110	3,350.00
510WL	42 x 30"	24 - 50 1/2" H	119	3,414.00
515WL	48 x 30"	24 - 50 1/2" H	131	3,498.00
520WL	60 x 30"	24 - 50 1/2" H	147	3,645.00

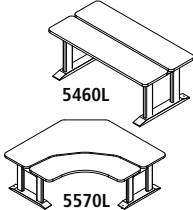
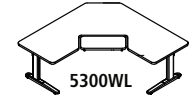
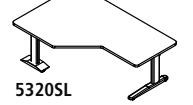
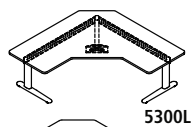
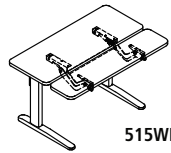
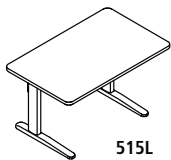
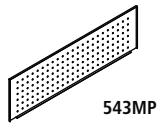
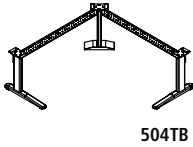
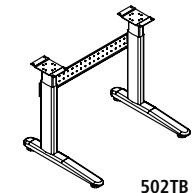
## XR-Series Height-Adjustable Tables

XR-Series	3 Column Laminate Single Surface Corner <b>GSA</b>	Height Range	Wt.	HPL List Price
5300SL	24 x 72 x 72 x 24"	24" - 50 1/2" H	240	4,126.00
5310SL	24 x 84 x 84 x 24"	24" - 50 1/2" H	242	4,350.00
5320SL	24 x 48 x 72 x 24" - Right-Handed	24" - 50 1/2" H	231	3,577.00
5330SL	24 x 72 x 48 x 24" - Left-Handed	24" - 50 1/2" H	231	3,577.00
5300L	30 x 72 x 72 x 30"	24" - 50 1/2" H	253	4,197.00
5310L	30 x 84 x 84 x 30"	24" - 50 1/2" H	258	4,423.00
5320L	30 x 48 x 72 x 30" - Right Handed	24" - 50 1/2" H	239	3,648.00
5330L	30 x 72 x 48 x 30" - Left Handed	24" - 50 1/2" H	239	3,648.00

XR-Series	3 Column Laminate Single Surface Corner with Data Center Mechanism	Height Range	Wt.	HPL List Price
5300WL	30 x 72 x 72 x 30"	24" - 50 1/2" H	258	5,009.00
5310WL	30 x 84 x 84 x 30"	24" - 50 1/2" H	285	5,234.00
5320WL	30 x 48 x 72 x 30" - Right-Handed	24" - 50 1/2" H	244	4,330.00
5330WL	30 x 72 x 48 x 30" - Left-Handed	24" - 50 1/2" H	244	4,330.00

XR-Series	4 Column Laminate Dual Surface Rectangular <b>GSA</b>	Height Range	Wt.	HPL List Price
5460L	32 x 60"	24 - 50 1/2" H	154	5,612.00
5470L	32 x 72"	24 - 50 1/2" H	167	5,775.00

XR-Series	5 Column Laminate Dual Surface Corner <b>GSA</b>	Height Range	Wt.	HPL List Price
5560L	40 x 60 x 60 x 40"	24 - 50 1/2" H	195	8,319.00
5570L	40 x 70 x 70 x 40"	24 - 50 1/2" H	250	8,535.00



Office Suites  
Seating  
Tables  
Desks  
Meeting Essentials  
Personal Organization  
Ergonomics  
High Density Storage  
Storage & Filing  
Facilities  
Technology Furniture  
Art & Engineering

# Meeting Plus™ Conference/Training Tables

- Modesty panels with integrated extra-wide cable troughs
- Tables can be connected together by using the optional ganging accessory
- All tables standard with one mobile leg and one stationary with levelers
- Overall table height: 28<sup>5</sup>/<sub>8</sub>"
- 250 lb. weight capacity, Evenly distributed
- Product shipped in one carton
- Tables available in either Thermally Fused Laminate (TFL) with standard T-Mold or High Pressure Laminate (HPL) with your choice of 3 edge treatments
- HPL Edge Treatments: Knife-Edge (K) or 3MM (H3), T-Mold (T) available in corporate edge colors
- Table leg finishes available in Black only with Thermally Fused Laminate (TFL) and with High Pressure Laminate (HPL) with your choice of all corporate paint colors see website
- Manufactured cutouts (5<sup>1</sup>/<sub>4</sub>" x 3") for daisy chain electrical kits available on 24"D & 30"D rectangular tables (one centered cutout per table grommet not included), add "E" suffix and \$30 list upcharge per cutout
- See Training Tables Power Options page 230 for surface mount kits

## How to Specify

Start with base model number and **SELECT ONE CODE FROM EACH OF THE OPTIONS** to complete your final model number for ordering:

Select MODEL NUMBER (ie., M2448)	Step 1: Select [✦] CUTOUT (OPTIONAL) E = Rectangular (Cutout Only) (Add \$30 List) G = Center Grommet (Add \$30 List) M = Left/Right (2) Grommets (Add \$60 List)	Step 2: Select [■] LAMINATE/EDGE TYPE H3 = HPL Laminate /3mm Edge HK = HPL Laminate /Knife Edge HT = HPL Laminate /T-Mold Edge T = TFL Laminate /T-Mold Edge
-------------------------------------	--	--

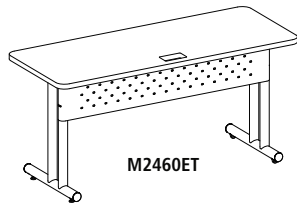
Add codes to indicate your selections: **E** (Rectangular Cutout Only) **H3** (HPL Laminate /3mm Edge)

The final Model Number for Base Product M2448 with the highlighted selections would be M2448-E-H3 (or M2448EH3).

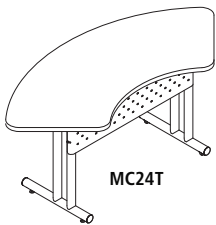
- See next page for Cutout and Laminate/Edge options.

**Note:** All non-standard cutouts (other than above) will be reviewed to determine if the cutout does not interfere with the base, degrade table strength or cause imbalance. Contact [specials@safcoproducts.com](mailto:specials@safcoproducts.com) for quote request and drawing signoff will be required before order is processed.

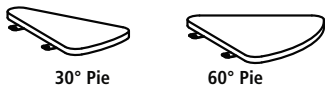
# Meeting Plus™ Conference/Training Tables



M2460ET



MC24T

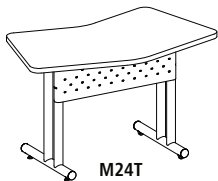


30° Pie

60° Pie



90° Pie



M24T



10GA

### Rectangular Surfaces

Model No.	Dimensions	Wt.	Available Cutouts	TFL List Price "T" Suffix	HPL List Price HT, HK, or H3 Suffix
M1848	48"W x 18"D	74	G	779.00	852.00
M1860	60"W x 18"D	87	G,M	839.00	923.00
M1872	72"W x 18"D	97	G,M	966.00	1,065.00
M2448	48"W x 24"D	80	E,G	839.00	923.00
M2460	60"W x 24"D	90	E,G,M	896.00	995.00
M2472	72"W x 24"D	103	E,G,M	1,025.00	1,138.00
M3048	48"W x 30"D	86	E,G	896.00	995.00
M3060	60"W x 30"D	99	E,G,M	952.00	1,065.00
M3072	72"W x 30"D	109	E,G,M	1,094.00	1,209.00

### Crescent Surfaces (48" Radius)

MC24	66"W x 24"D Crescent	80	-	896.00	995.00
------	----------------------	----	---	--------	--------

### Trapezoid Surfaces

MT2454	54"W x 24"D Trapezoid	80	-	852.00	939.00
--------	-----------------------	----	---	--------	--------

### Transition Surfaces

M24	48"W x 24"D Transition	80	-	896.00	995.00
-----	------------------------	----	---	--------	--------

### Pie Connectors

P3018	18" x 30° Pie	4	-	246.00	276.00
P6018	18" x 60° Pie	8	-	259.00	289.00
P9018	18" x 90° Pie	12	-	276.00	305.00
P3024	24" x 30° Pie	6	-	246.00	276.00
P6024	24" x 60° Pie	12	-	259.00	289.00
P9024	24" x 90° Pie	18	-	276.00	305.00
P3030	30" x 30° Pie	8	-	246.00	276.00
P6030	30" x 60° Pie	16	-	259.00	289.00
P9030	30" x 90° Pie	22	-	276.00	305.00

### Transition Tables (Surfaces can be installed in either direction)

M18	36 <sup>1</sup> / <sub>2</sub> "W x 18"D	74		753.00	852.00
M24	48"W x 24"D	80		896.00	995.00
M30	59 <sup>1</sup> / <sub>2</sub> "W x 30"D	100		1,039.00	1,138.00

### Universal Ganging Accessory – Designed to connect two table edges together

10GA	Universal Ganging Accessory	4			59.00
------	-----------------------------	---	--	--	-------

Cutout Options [❖]

"E" - \$30 List upcharge

(1) Manufactured rectangular cutout 5 1/4 x 3" for daisy chain electrical kits only. Grommet caps not included with cutout.

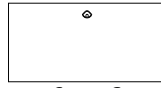
See page 230 for available kit options.



Cutout-E

"G" - \$30 List upcharge

(1) Manufactured round cutout 1 3/4" in diameter located in center approach side of top. Includes grommet cap. Black only.



Cutout-G

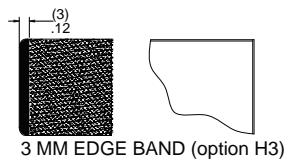
"M" - \$60 List upcharge

(2) Manufactured round cutouts 1 3/4" diameter located on right and left approach side of top. Includes (2) grommet caps Black only.

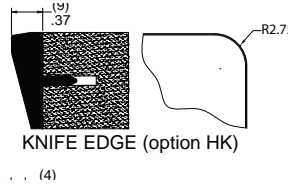


Cutout-M

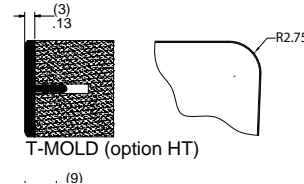
Laminate Edge Type [■]



3 MM EDGE BAND (option H3)



KNIFE EDGE (option HK)

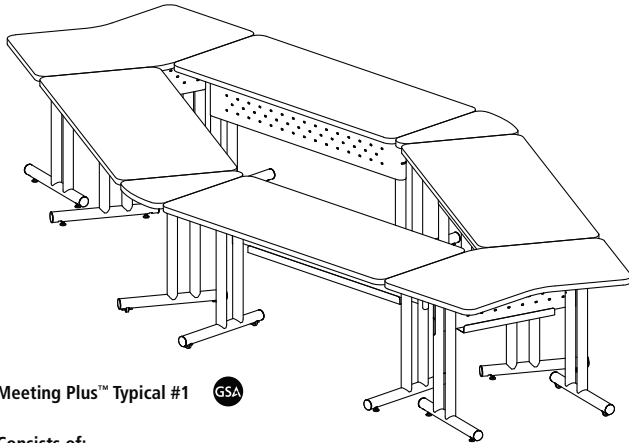


T-MOLD (option HT)

Note: All non-standard cutouts (other than above) will be reviewed to determine if the cutout does not interfere with the base, degrade table strength or cause imbalance. Contact [special@safcoproducts.com](mailto:special@safcoproducts.com) for quote request and drawing signoff will be required before order is processed.

Meeting Plus™ Conference/Training Tables - Idea Starters

• Must order by individual model numbers.

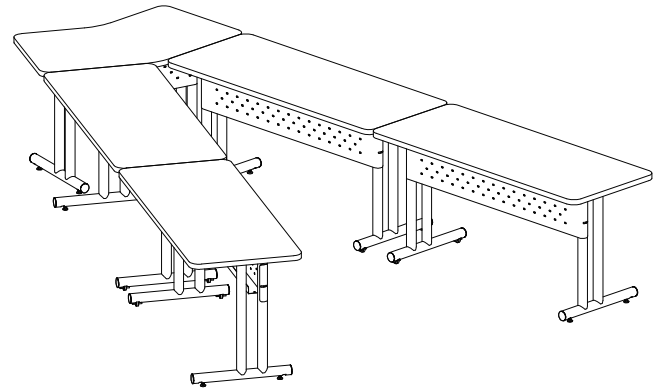


Meeting Plus™ Typical #1

Consists of:

Model Qty.	No.	Description	List Price Each
4	M2460HK	Rectangular Table, 24 x 60" with Knife Edge T-Mold	995.00
2	M24HK	Transition Table with Knife Edge T-Mold	995.00
2	P3024HK	30° Pie with Knife Edge T-Mold	276.00
4	10GA	Ganging Kit	59.00

Total: 6,758.00

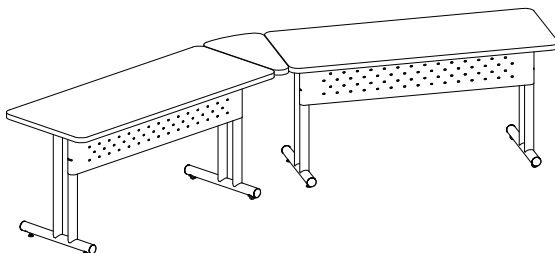


Meeting Plus™ Typical #2

Consists of:

Model Qty.	No.	Description	List Price Each
4	M2460HK	Rectangular Table, 24 x 60" with Knife Edge T-Mold	995.00
1	M24HK	Transition Table with Knife Edge T-Mold	995.00
4	10GA	Ganging Kit	59.00

Total: 5,211.00



Meeting Plus™ Typical #3

Consists of:

Model Qty.	No.	Description	List Price Each
2	M2460HK	Rectangular Table, 24 x 60" with Knife Edge T-Mold	995.00
1	P3024HK	30° Pie with Knife Edge T-Mold	276.00

Total: 2,266.00

Office Suites  
Seating  
Tables  
Desks  
Meeting Essentials  
Personal Organization  
Ergonomics  
High Density Storage  
Storage & Filing  
Facilities  
Technology Furniture  
Art & Engineering

# Sync™ Conference/Training Tables

- Single-handed center control mechanism for convenient flip of the top
- Minimal assembly required, installs in minutes
- Tables straight-row nest for compact storage
- Integrated modesty panel with built-in cable trough
- Tables can be connected together by using ganging kit (included)
- Overall table height: 29½", four 3" locking casters
- 150 lb. weight capacity, evenly distributed
- Tables available with Silver frame, and tops in either Thermally Fused Laminate (TFL) with standard T-Mold or High Pressure Laminate (HPL) with your choice of (3) edge treatments
- HPL Edge Treatments: 3mm (H3), Knife-Edge (HK) or Standard T-Mold (HT) available in corporate edge colors
- Manufactured cutouts (5¼ x 3") for daisy chain electrical kits available on 30"D rectangular tables (one centered cutout per table, Grommet not included), add "E" suffix and \$30 list upcharge per cutout
- See Training Tables Power Options pg 230 for surface mount kits
- Silver Base only
- Tables are shipped in two boxes
- 6½" between tables when nested
- USB Power options not available on 24"D or 18"D tables

## How to Specify

Start with base model number and **SELECT ONE CODE FROM EACH OF THE OPTIONS** to complete your final model number for ordering:

Select MODEL NUMBER (ie., SY2448)	Step 1: Select [✦] CUTOUT (OPTIONAL)	Step 2: Select [■] LAMINATE/EDGE TYPE
	E = Rectangular (Cutout Only) (Add \$30 List)	H3 = HPL Laminate /3mm Edge
	G = Center Grommet (Add \$30 List)	HK = HPL Laminate /Knife Edge HT = HPL Laminate /T-Mold Edge
	M = Left/Right (2) Grommets (Add \$60 List)	T = TFL Laminate /T-Mold Edge

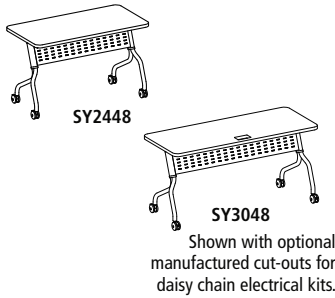
Add codes to indicate your selections: E (Rectangular Cutout Only) H3 (HPL Laminate /3mm Edge)

The final Model Number for Base Product SY2448 with the highlighted selections would be SY2448-E-H3 (or SY2448EH3).

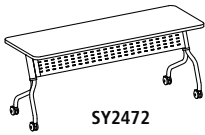
- See next page for Cutout and Laminate/Edge options

Note: All non-standard cutouts (other than above) will be reviewed to determine if the cutout does not interfere with the base, degrade table strength or cause imbalance. Contact [specials@safcoproducts.com](mailto:specials@safcoproducts.com) for quote request and drawing signoff will be required before order is processed.

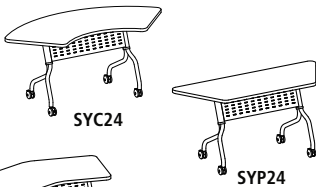
# Sync™ Conference/Training Tables



Shown with optional manufactured cut-outs for daisy chain electrical kits.

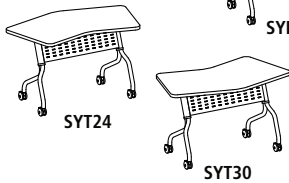


SY2472



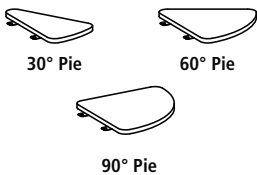
SYC24

SYP24



SYT24

SYT30



30° Pie

60° Pie

90° Pie

### Rectangular Surfaces GSA

Model No.	Description	Wt.	Available Cutouts	TFL List Price "T" Suffix	HPL List Price HT, HK or H3 Suffix
SY1848	48 x 18" Rectangular	66	G	683.00	748.00
SY1854	54 x 18" Rectangular	71	G	733.00	789.00
SY1860	60 x 18" Rectangular	76	G,M	748.00	827.00
SY1866	66 x 18" Rectangular	80	G,M	773.00	845.00
SY1872	72 x 18" Rectangular	86	G,M	796.00	878.00
SY2448	48 x 24" Rectangular	76	G	748.00	827.00
SY2454	54 x 24" Rectangular	82	G	797.00	874.00
SY2460	60 x 24" Rectangular	86	G,M	827.00	912.00
SY2466	66 x 24" Rectangular	92	G,M	859.00	957.00
SY2472	72 x 24" Rectangular	96	G,M	878.00	977.00
SY3048	48 x 30" Rectangular	86	E,G	813.00	912.00
SY3054	54 x 30" Rectangular	93	E,G	852.00	953.00
SY3060	60 x 30" Rectangular	99	E,G,M	896.00	992.00
SY3066	66 x 30" Rectangular	105	E,G,M	926.00	1,024.00
SY3072	72 x 30" Rectangular	111	E,G,M	957.00	1,056.00

### Crescent Surfaces (48" Radius) GSA

SYC24	67 x 24" Crescent	78	-	845.00	929.00
-------	-------------------	----	---	--------	--------

### Trapezoid Surfaces GSA

SYP24	60 x 24" Trapezoid	78	-	845.00	929.00
-------	--------------------	----	---	--------	--------

### Transition Surfaces GSA

SYT24	48"W x 24"D	78	-	897.00	963.00
SYT30	60"W x 30"D	100	-	924.00	990.00

### Pie Connectors GSA

P3018	18" x 30° Pie	4	-	246.00	276.00
P6018	18" x 60° Pie	8	-	259.00	289.00
P9018	18" x 90° Pie	12	-	276.00	305.00
P3024	24" x 30° Pie	6	-	246.00	276.00
P6024	24" x 60° Pie	12	-	259.00	289.00
P9024	24" x 90° Pie	18	-	276.00	305.00
P3030	30" x 30° Pie	8	-	246.00	276.00
P6030	30" x 60° Pie	16	-	259.00	289.00
P9030	30" x 90° Pie	22	-	276.00	305.00

Cutout Options [♣]

"E" - \$30 List upcharge

(1) Manufactured rectangular cutout 5 1/4 x 3" for daisy chain electrical kits only. Grommet caps not included with cutout. See page 230 for available kit options.



Cutout-E

"G" - \$30 List upcharge

(1) Manufactured round cutout 1 3/4" in diameter located in center approach side of top. Includes grommet cap. Black only.



Cutout-G

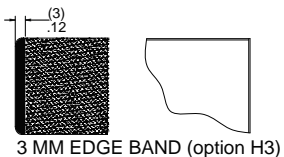
"M" - \$60 List upcharge

(2) Manufactured round cutouts 1 3/4" diameter located on right and left approach side of top. Includes (2) grommet caps. Black only.

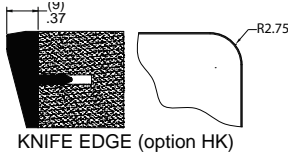


Cutout-M

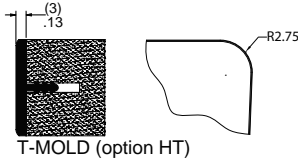
Laminate Edge Type [■]



3 MM EDGE BAND (option H3)



KNIFE EDGE (option HK)

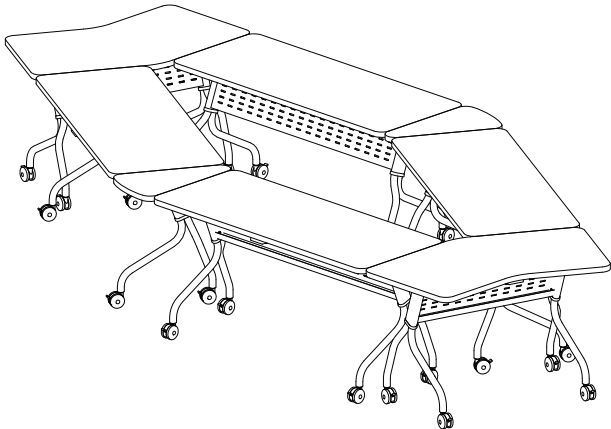


T-MOLD (option HT)

Note: All non-standard cutouts (other than above) will be reviewed to determine if the cutout does not interfere with the base, degrade table strength or cause imbalance. Contact [specials@safcoproducts.com](mailto:specials@safcoproducts.com) for quote request and drawing signoff will be required before order is processed.

Sync™ Conference/Training Tables - Idea Starters

• Must order by individual model numbers.

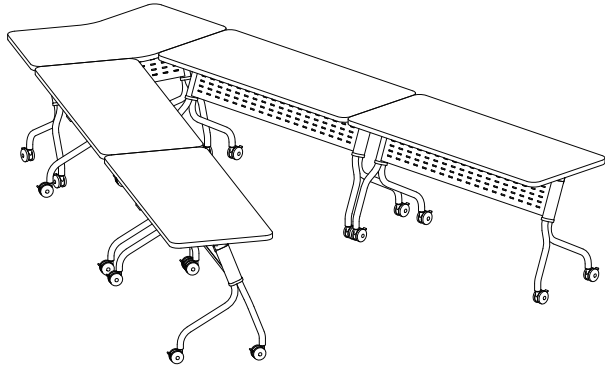


Sync Typical #1

Consists of:

Qty.	Model No.	Description	List Price Each
4	SY2460T	Rectangular Table, 24 x 60"	827.00
2	SYT24T	24"D Transition Table	897.00
2	P3024T	24" x 30° Pie	246.00

Total: 5,594.00

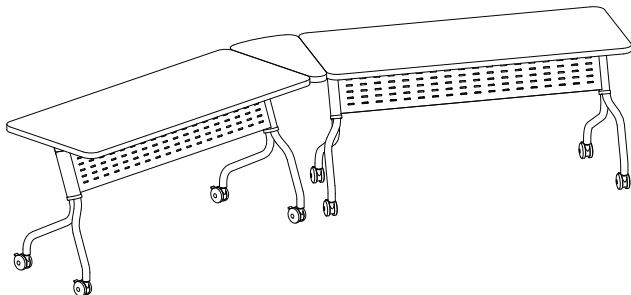


Sync Typical #2

Consists of:

Qty.	Model No.	Description	List Price Each
4	SY2460T	Rectangular Table, 24 x 60"	827.00
1	SYT24T	24"D Transition Table	897.00

Total: 4,205.00



Sync Typical #3

Consists of:

Qty.	Model No.	Description	List Price Each
2	SY2460T	Rectangular Table, 24 x 60"	827.00
1	P3024T	24" x 30° Pie	246.00

Total: 1,900.00

Office Suites  
Seating  
Tables  
Desks  
Meeting Essentials  
Personal Organization  
Ergonomics  
High Density Storage  
Storage & Filing  
Facilities  
Technology Furniture  
Art & Engineering



# Flip-N-Go® Conference/Training Tables

- Minimal assembly required
- Dual-sided levers for a quick flip of the top
- Tables nest for compact storage
- Integrated Modesty Panel with built-in cable trough
- Tables can be connected together by using ganging kit (included)
- Tables are shipped in two boxes, top and base separately
- Overall HPL table height: 29"
- Four locking casters
- 5¼" between tables when nested
- 150 lb. weight capacity, Evenly distributed
- Base available in Black or Silver Finishes
- Tables available in either Thermally Fused Laminate (TFL) with standard T-Mold or High Pressure Laminate (HPL) with your choice of 3 edge treatments
- HPL Edge Treatments: 3mm (H3), Knife-Edge (HK) or Standard T-Mold (HT) available in corporate edge colors
- Manufactured cutouts (5¼ x 3") for daisy chain electrical kits available on 24"D rectangular tables (one centered cutout per table grommet not included)
- Add "E" suffix and \$30 list upcharge per cutout
- Power Options page 230 for surface mount kits

## How to Specify

Start with base model number and **SELECT ONE CODE FROM EACH OF THE OPTIONS** to complete your final model number for ordering:

Select MODEL NUMBER (ie., LF2448)	Step 1: Select [✦] CUTOUT (OPTIONAL)	Step 2: Select [■] LAMINATE/EDGE TYPE
	E = Rectangular (Cutout Only) (Add \$30 List)	H3 = HPL Laminate /3mm Edge
	G = Center Grommet (Add \$30 List)	HK = HPL Laminate /Knife Edge HT = HPL Laminate /T-Mold Edge
	M = Left/Right (2) Grommets (Add \$60 List)	T = TFL Laminate /T-Mold Edge

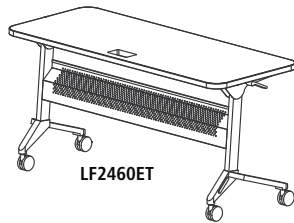
Add codes to indicate your selections: E (Rectangular Cutout Only) H3 (HPL Laminate /3mm Edge)

The final Model Number for Base Product LF2448 with the highlighted selections would be LF2448-E-H3 (or LF2448EH3).

- See next page for Cutout and Laminate/Edge options

Note: All non-standard cutouts (other than above) will be reviewed to determine if the cutout does not interfere with the base, degrade table strength or cause imbalance. Contact [specials@safcoproducts.com](mailto:specials@safcoproducts.com) for quote request and drawing signoff will be required before order is processed.

# Flip-N-Go® Conference/Training Tables



LF2460ET

### Rectangular Surfaces GSA

Model No.	Description	Wt.	Available Cutouts	TFL List Price "T" Suffix	HPL List Price HT, HK or H3 Suffix
LF1848	48 x 18" Rectangular	66	G	621.00	680.00
LF1860	60 x 18" Rectangular	76	G,M	680.00	755.00
LF1872	72 x 18" Rectangular	86	G,M	726.00	798.00
LF2448	48 x 24" Rectangular	76	E,G	680.00	755.00
LF2460	60 x 24" Rectangular	86	E,G,M	755.00	827.00
LF2472	72 x 24" Rectangular	96	E,G,M	798.00	886.00



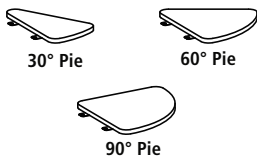
LC24T

### Crescent Surfaces (48" Radius) GSA

LC24	67 x 24" Crescent	76	-	813.00	886.00
------	-------------------	----	---	--------	--------

### Trapezoid Surfaces GSA

LP24	60 x 24" Trapezoid	76	-	726.00	785.00
------	--------------------	----	---	--------	--------



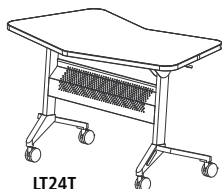
30° Pie

60° Pie

90° Pie

### Pie Connectors GSA

P3018	18" x 30° Pie	4	-	246.00	276.00
P6018	18" x 60° Pie	8	-	259.00	289.00
P9018	18" x 90° Pie	12	-	276.00	305.00
P3024	24" x 30° Pie	6	-	246.00	276.00
P6024	24" x 60° Pie	12	-	259.00	289.00
P9024	24" x 90° Pie	18	-	276.00	305.00



LT24T

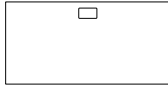
### Transition Tables (Surfaces can be installed in either direction) GSA

LT24	48"W x 24"D	76	-	814.00	886.00
------	-------------	----	---	--------	--------

Cutout Options [♣]

"E" - \$30 List upcharge

(1) Manufactured rectangular cutout 5 1/4 x 3" for daisy chain electrical kits only. Grommet caps not included with cutout. See page 230 for available kit options.



Cutout-E

"G" - \$30 List upcharge

(1) Manufactured round cutout 1 3/4" in diameter located in center approach side of top. Includes grommet cap. Black only.



Cutout-G

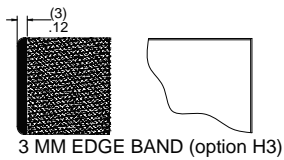
"M" - \$60 List upcharge

(2) Manufactured round cutouts 1 3/4" diameter located on right and left approach side of top. Includes (2) grommet caps. Black only.

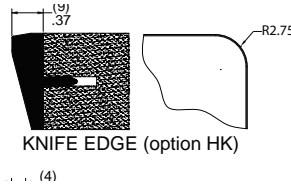


Cutout-M

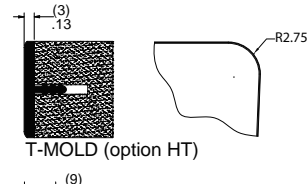
Laminate Edge Type [■]



3 MM EDGE BAND (option H3)



KNIFE EDGE (option HK)



T-MOLD (option HT)

Note: All non-standard cutouts (other than above) will be reviewed to determine if the cutout does not interfere with the base, degrade table strength or cause imbalance. Contact specials@safcoproducts.com for quote request and drawing signoff will be required before order is processed.

Flip-N-Go® Conference/Training Tables - Idea Starters

• Must order by individual model numbers.

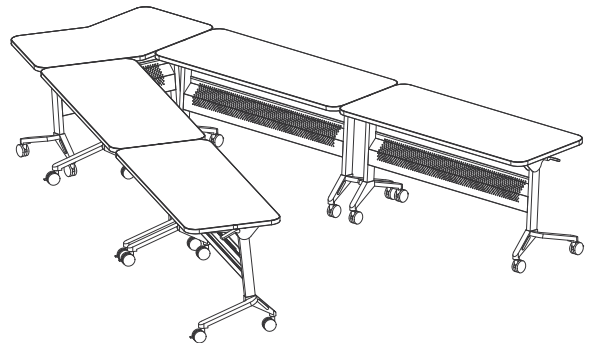


Flip-N-Go Typical #1

Consists of:

Qty.	Model No.	Description	List Price Each
4	LF2460T	Rectangular Table, 24 x 60"	755.00
2	LT24T	24"D Transition Table	814.00
2	P3024T	24" x 30° Pie	246.00

Total: 5,140.00

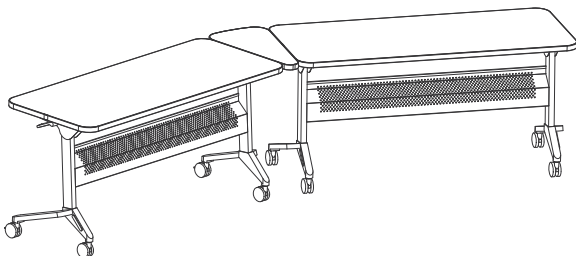


Flip-N-Go Typical #2

Consists of:

Qty.	Model No.	Description	List Price Each
4	LF2460T	Rectangular Table, 24 x 60"	755.00
1	LT24T	24"D Transition Table	814.00

Total: 3,834.00



Flip-N-Go Typical #3

Consists of:

Qty.	Model No.	Description	List Price Each
2	LF2460T	Rectangular Table, 24 x 60"	755.00
1	P3024T	24" x 30° Pie	246.00

Total: 1,756.00

Office Suites  
Seating  
Tables  
Desks  
Meeting Essentials  
Personal Organization  
Ergonomics  
High Density Storage  
Storage & Filing  
Facilities  
Technology Furniture  
Art & Engineering

# T-Mate™ Tables

- Starter Tables supplied with two legs for freestanding applications
- Adder Tables supplied with one leg. Any shared leg configuration requires one Starter Table and all remaining tables can be Adders
- Tables can be connected together by using the optional ganging accessory (not available for 18")
- Overall table height: 29"
- 100 lb. weight capacity on Starter Tables, weight evenly distributed
- Optional Modesty Panel, with built-in cable trough (2.8" depth), can be added to any tabletop
- Tables available in either Thermally Fused Laminate (TFL) with standard T-Mold or High Pressure Laminate (HPL) with your choice of 3 edge treatments
- HPL T-Mold Edge Treatments: 3 MM (H3), Knife-Edge (HK), Standard T-Mold (HT) available in corporate edge colors
- TFL table leg finishes available in Black. All corporate paint colors available for HPL table legs
- Manufactured cutouts (5/4 x 3") for daisy chain electrical kits now available on 24"D & 30"D rectangular tables (one centered cutout per table grommet not included)
- Add "E" suffix and \$30 list upcharge per cutout
- See Training Tables Power Options page 230 for surface mount kits

## How to Specify

Start with base model number and **SELECT ONE CODE FROM EACH OF THE OPTIONS** to complete your final model number for ordering:

Select MODEL NUMBER (ie., PRS7224)	Step 1: Select [✦] CUTOUT (OPTIONAL)	Step 2: Select [■] LAMINATE/EDGE TYPE
	E = Rectangular (Cutout Only) (Add \$30 List)	H3 = HPL Laminate /3mm Edge
	G = Center Grommet (Add \$30 List)	HK = HPL Laminate /Knife Edge HT = HPL Laminate /T-Mold Edge
	M = Left/Right (2) Grommets (Add \$60 List)	T = TFL Laminate /T-Mold Edge

Add codes to indicate your selections: E (Rectangular Cutout Only) H3 (HPL Laminate /3mm Edge)

The final Model Number for Base Product PRS7224 with the highlighted selections would be PRS7224-E-H3 (or PRS7224EH3).

- See next page for Cutout and Laminate/Edge options

**NOTE:** These tables are designed for static use applications only. They are not designed to be slid and/or dragged across any floor surface. For applications requiring mobility, please refer to one of our many mobile training table options.

# T-Mate™ Tables

## Rectangular Surfaces GSA

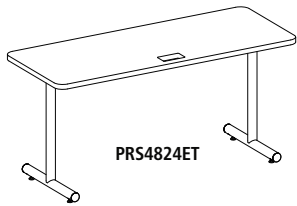
Model No.	Description	Wt.	Available Cutouts	TFL List Price "T" Suffix	HPL List Price HT, HK or H3 Suffix
PRS4818	Starter, 48 x 18" Rectangular	40	G	602.00	662.00
PRA4818	Adder, 48 x 18" Rectangular	32	G	405.00	452.00
PRS6018	Starter, 60 x 18" Rectangular	50	G,M	609.00	678.00
PRA6018	Adder, 60 x 18" Rectangular	42	G,M	435.00	483.00
PRS7218	Starter, 72 x 18" Rectangular	60	G,M	647.00	708.00
PRA7218	Adder, 72 x 18" Rectangular	52	G,M	511.00	572.00
PRS4824	Starter, 48 x 24" Rectangular	50	E,G	662.00	738.00
PRA4824	Adder, 48 x 24" Rectangular	42	E,G	483.00	526.00
PRS6024	Starter, 60 x 24" Rectangular	60	E,G, M	678.00	753.00
PRA6024	Adder, 60 x 24" Rectangular	52	E,G,M	511.00	556.00
PRS7224	Starter, 72 x 24" Rectangular	70	E,G,M	708.00	777.00
PRA7224	Adder, 72 x 24" Rectangular	62	E,G,M	585.00	647.00
PRS4830	Starter, 48 x 30" Rectangular	60	E,G	678.00	753.00
PRA4830	Adder, 48 x 30" Rectangular	52	E,G	495.00	556.00
PRS6030	Starter, 60 x 30" Rectangular	70	E,G,M	723.00	799.00
PRA6030	Adder, 60 x 30" Rectangular	62	E,G,M	541.00	602.00
PRS7230	Starter, 72 x 30" Rectangular	80	E,G,M	738.00	812.00
PRA7230	Adder, 72 x 30" Rectangular	72	E,G,M	602.00	662.00

## Pie Connectors GSA

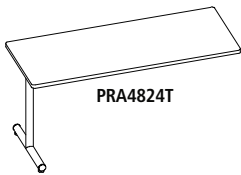
P3018	18" x 30° Pie	4	-	246.00	276.00
P6018	18" x 60° Pie	8	-	259.00	289.00
P9018	18" x 90° Pie	12	-	276.00	305.00
P3024	24" x 30° Pie	6	-	246.00	276.00
P6024	24" x 60° Pie	12	-	259.00	289.00
P9024	24" x 90° Pie	18	-	276.00	305.00
P3030	30" x 30° Pie	8	-	246.00	276.00
P6030	30" x 60° Pie	16	-	259.00	289.00
P9030	30" x 90° Pie	22	-	276.00	305.00

## Transition Tables (Surfaces can be installed in either direction) GSA

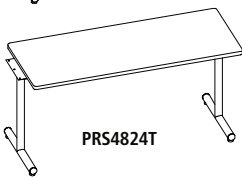
PTS18	Starter, 36½"W x 18"D	40	-	602.00	662.00
PTA18	Adder, 36½"W x 18"D	32	-	375.00	452.00
PTS24	Starter, 48"W x 24"D	50	-	678.00	738.00
PTA24	Adder, 48"W x 24"D	42	-	602.00	662.00
PTS30	Starter, 59½"W x 30"D	60	-	782.00	829.00
PTA30	Adder, 59½"W x 30"D	52	-	708.00	753.00



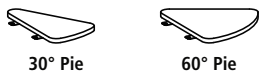
PRS4824ET



PRA4824T



PRS4824T



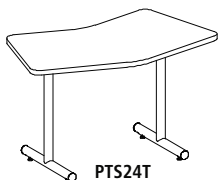
30° Pie



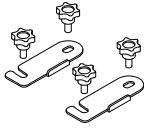
60° Pie



90° Pie



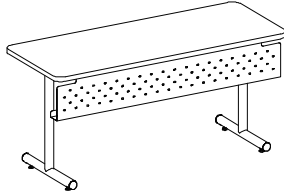
PTS24T



**Universal Ganging Accessory – designed to connect two table edges together** GSA

Model No.	Description	Wt.	List Price
10GA	Universal Ganging Accessory	4	59.00

Ganging Accessory not available for 18" tables.



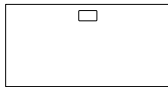
**Optional Steel Modesty Panel** GSA

Model No.	Description	List Price
MOD48	For 48" Rectangular Table & 30" Transition Table	240.00
MOD60	For 60" Rectangular Table	254.00
MOD72	For 72" Rectangular Table	286.00
MODTT	For 24" Transition Table	269.00

**Cutout Options [♣]**

**"E" - \$30 List upcharge**

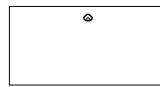
(1) Manufactured rectangular cutout 5/4 x 3" for daisy chain electrical kits only. Grommet caps not included with cutout. See page 230 for available kit options.



Cutout-E

**"G" - \$30 List upcharge**

(1) Manufactured round cutout 1 3/4" in diameter located in center approach side of top. Includes grommet cap. Black only.



Cutout-G

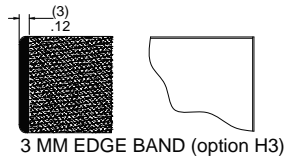
**"M" - \$60 List upcharge**

(2) Manufactured round cutouts 1 3/4" diameter located on right and left approach side of top. Includes (2) grommet caps. Black only.

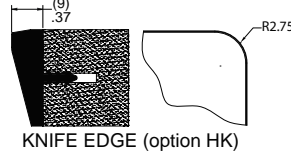


Cutout-M

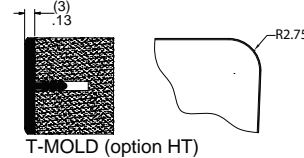
**Laminate Edge Type [■]**



3 MM EDGE BAND (option H3)



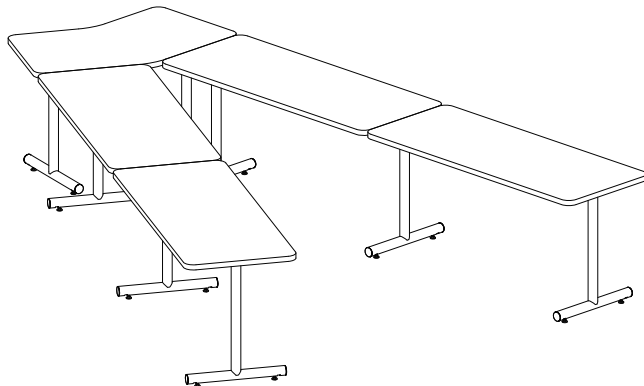
KNIFE EDGE (option HK)



T-MOLD (option HT)

**T-Mate™ Tables - Idea Starters**

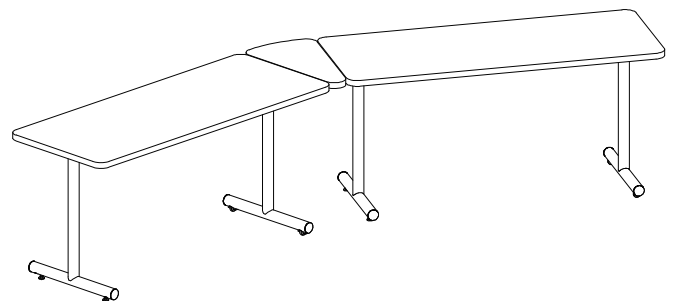
• Must order by individual model numbers.



T-Mate TFL Typical #1 GSA

Consists of:			
Qty.	Model No.	Description	List Price Each
2	PRS6024T	Starter, 60 x 24" Rectangular	678.00
2	PRA6024T	Adder, 60 x 24" Rectangular	511.00
1	PTS24T	Starter, 24" Transition	678.00
2	10GA	Ganging Kit	59.00

**Total: 3,174.00**



T-Mate TFL Typical #2 GSA

Consists of:			
Qty.	Model No.	Description	List Price Each
2	PRS6024T	Starter, 60 x 24" Rectangular	678.00
1	P3024T	24" x 30° Pie	246.00

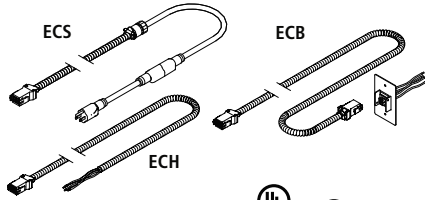
**Total: 1,602.00**

# Training Table Power Options

- UL Listed Components
- Non-sequential connections
- Convenient kits provide easy specifying
- Electrical kits not available for 18" Flip-N-Go®, 18" & 24" Sync® Tables, 18" T-Mate Tables, or 18" Meeting Plus Tables

- It is the customer's responsibility to ensure that the use of electrical systems, including the number of receptacles on a given circuit and connection to a building power source, be in compliance with all electrical codes
- Power Infeed Option sections has limitations of number of linked tables, see charting below

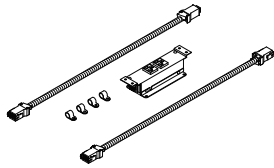
## Power Infeed Options



Model No.	Description	List Price
ECS	72" Corded Starter (limit 10 tables linked)	296.00
ECB	Quick Disconnect block & 72" cable with Black wrap (limit 10 tables linked)	283.00
ECH	Hardwire Infeed, 72" with Black wrap (limit 10 tables linked)	192.00

NOTE: Power Infeed Option must be added to the first table in a run.

## Undersurface Kits



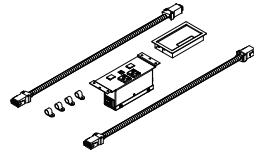
Model No.	Description	List Price
EC48UB	48" Table Kit – 2 power receptacles	452.00
EC54UB	54" Table Kit – 2 power receptacles	452.00
EC60UB	60" Table Kit – 2 power receptacles	452.00
EC66UB	66" Table Kit – 2 power receptacles	452.00
EC72UB	72" Table Kit – 2 power receptacles	452.00
EC48UDB	48" Table Kit – 2 power receptacles/2 data knockouts	490.00
EC60UDB	60" Table Kit – 2 power receptacles/2 data knockouts	490.00
EC72UDB	72" Table Kit – 2 power receptacles/2 data knockouts	490.00

## Top Inset Electrical Kits

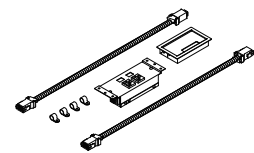


- Manufactured cutouts now standard option on select training tables. Applies to Cohere™, Meeting Plus™, Sync®, Flip-N-Go® and T-Mate™ Tables
- Surface Mount Kits are intended to fit the "E" - style rectangular cutout on the training tables listed above
- Grommet holes can also be field installed – 5/4 x 3" cutout in work surface is required
- Each kit includes a flush grommet

Model No.	Description	List Price
EC48FB	48" Table Kit - Black, 2 power receptacles	602.00
EC48FS	48" Table Kit - Silver, 2 power receptacles	602.00
EC48FJB	48" Table Kit - Black, 2 power receptacles/2 data knockouts, two 2.1 Amp USB charging ports	634.00
EC48FJS	48" Table Kit - Silver, 2 power/2 data receptacles, two 2.1 Amp USB charging ports	634.00
EC54FB	54" Table Kit - Black, 2 power receptacles	602.00
EC54FS	54" Table Kit - Silver, 2 power receptacles	602.00
EC60FB	60" Table Kit - Black, 2 power receptacles	602.00
EC60FS	60" Table Kit - Silver, 2 power receptacles	602.00
EC60FDB	60" Table Kit - Black, 2 power receptacles/2 data knockouts	634.00
EC60FDS	60" Table Kit - Silver, 2 power receptacles, 2 data receptacles	634.00
EC60FJB	60" Table Kit - Black, 2 power/2 data receptacles, two 2.1 Amp USB charging ports	634.00
EC60FJS	60" Table Kit - Silver 2 power/2 data receptacles, two 2.1 Amp USB charging ports	634.00
EC66FB	66" Table Kit - Black, 2 power receptacles	602.00
EC66FS	66" Table Kit - Silver, 2 power receptacles	602.00
EC72FB	72" Table Kit - Black, 2 power receptacles	602.00
EC72FS	72" Table Kit - Silver, 2 power receptacles	602.00
EC72FDB	72" Table Kit - Black, 2 power/2 data receptacles	634.00
EC72FDS	72" Table Kit - Silver, 2 power/2 data receptacles	634.00
EC72FJB	72" Table Kit - Black, 2 power/2 data receptacles, two 2.1 Amp USB charging ports	634.00
EC72FJS	72" Table Kit - Silver, 2 power/2 data receptacles, two 2.1 Amp USB charging ports	634.00



SURFACE MOUNT KITS With USB



SURFACE MOUNT KITS With DATA

## Extension Option

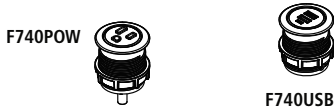


Model No.	Description	List Price
ECX	12" Extension Cable	104.00
ECG	Grommet Cover (5.69 x 3.38)	105.00

## Electrical/USB Accessories



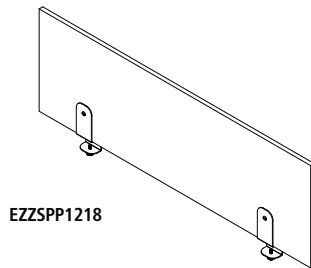
- Power and USB grommet options - available in White (W) or Black (B)
- Grommet modules are intended to fit the "G" or "M" cutouts on the training tables Cohere™, Meeting Plus™, Sync®, Flip-N-Go® and T-Mate™ Tables
- Grommet holes can also be field installed - 1 3/4" cutout required
- Spill proof



Model No.	Description	List Price
F740POWW	Power Module Single Outlet - White; 72" cord	76.00
F740POWB	Power Module Single Outlet - Black; 72" cord	76.00
F740USBW	(2) 2 Amp charging USB ports - White; 72" cord	225.00
F740USBB	(2) 2 Amp charging USB ports - Black; 72" cord	225.00

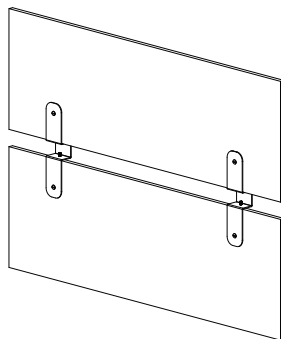
- Class A Fire Rating
- Cost effective sound solution - NRC +0.35
- Nine colors: White, Black, Silver, Ash, Blush, Navy, Yellow, Lime and Orange
- Bracket Hardware is included - Tech Silver
- Panels attach to top of most tables - e5™, training tables, height-adjustable tables

## Single Privacy Panels with Bracket Hardware



Model No.	Description	List Price
EZZSPP1218	12"H x 18"W	166.00
EZZSPP1224	12"H x 24"W	173.00
EZZSPP1230	12"H x 30"W	202.00
EZZSPP1236	12"H x 36"W	211.00
EZZSPP1242	12"H x 42"W	224.00
EZZSPP1248	12"H x 48"W	238.00
EZZSPP1254	12"H x 54"W	252.00
EZZSPP1260	12"H x 60"W	262.00
EZZSPP1266	12"H x 66"W	272.00
EZZSPP1272	12"H x 72"W	284.00
EZZSPP1518	15"H x 18"W	179.00
EZZSPP1524	15"H x 24"W	202.00
EZZSPP1530	15"H x 30"W	226.00
EZZSPP1536	15"H x 36"W	236.00
EZZSPP1542	15"H x 42"W	270.00
EZZSPP1548	15"H x 48"W	274.00
EZZSPP1554	15"H x 54"W	283.00
EZZSPP1560	15"H x 60"W	416.00
EZZSPP1566	15"H x 66"W	428.00
EZZSPP1572	15"H x 72"W	442.00

## Combo Privacy Panels with Bracket Hardware



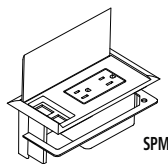
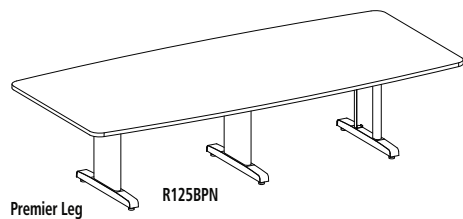
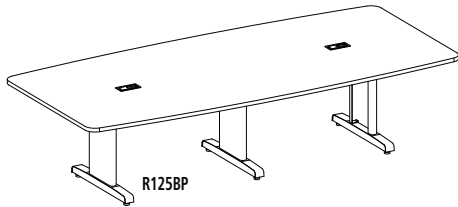
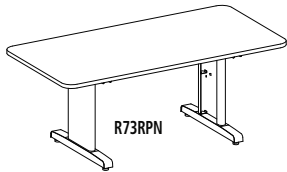
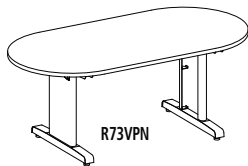
Model No.	Description	List Price
EZZDPP1218	(2) panels 12"H x 18"W each	311.00
EZZDPP1224	(2) panels 12"H x 24"W each	327.00
EZZDPP1230	(2) panels 12"H x 30"W each	384.00
EZZDPP1236	(2) panels 12"H x 36"W each	398.00
EZZDPP1242	(2) panels 12"H x 42"W each	428.00
EZZDPP1248	(2) panels 12"H x 48"W each	457.00
EZZDPP1254	(2) panels 12"H x 54"W each	471.00
EZZDPP1260	(2) panels 12"H x 60"W each	488.00
EZZDPP1266	(2) panels 12"H x 66"W each	499.00
EZZDPP1272	(2) panels 12"H x 72"W each	515.00
EZZDPP1518	(2) panels 15"H x 18"W each	338.00
EZZDPP1524	(2) panels 15"H x 24"W each	384.00
EZZDPP1530	(2) panels 15"H x 30"W each	431.00
EZZDPP1536	(2) panels 15"H x 36"W each	447.00
EZZDPP1542	(2) panels 15"H x 42"W each	521.00
EZZDPP1548	(2) panels 15"H x 48"W each	526.00
EZZDPP1554	(2) panels 15"H x 54"W each	541.00
EZZDPP1560	(2) panels 15"H x 60"W each	806.00
EZZDPP1566	(2) panels 15"H x 66"W each	825.00
EZZDPP1572	(2) panels 15"H x 72"W each	846.00

# CSII™ Conference Tables

Full-size conference tables with optional power and data modules designed for optional power and data access to operate computers and presentation equipment during meetings.

- Three shapes of conference surfaces: Racetrack, Boat and Rectangular
- All tables are 29" H overall
- All tables standard with two legs, except for 120" with three legs
- Table legs are constructed of 14-gauge steel and available in standard Black finish
- Tops constructed of 1 1/8" thick high pressure laminate with t-mold edge
- Tables can be ordered with Black grommets
- If ordering optional Power Module, table must be ordered with grommets
- Slimline legs are 7"W and Premier legs are 13"W. Both have integrated cable channels within table legs
- **Base Finish:** List prices shown are for Black base finish. The bases can be finished in any other standard finish for a \$50 list upcharge. Add a "C" suffix after the model number and specify standard finish
- **Work surfaces available in the e5™ / CSII™ colors; see page 11 for details**

## CSII™ Conference

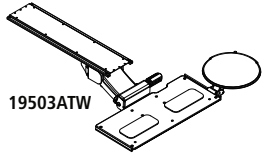


### Conference Tables

Model No.	Description	Premier Leg Grommets (+P) List Price	Premier Leg No Grommets (+PN) List Price
R73R	72 x 36" Rectangular	1,589.00	1,545.00
R73B	72 x 36" Boat-Shaped	1,589.00	1,545.00
R73V	72 x 36" Racetrack	1,589.00	1,545.00
R84R	84 x 42" Rectangular	1,733.00	1,691.00
R84B	84 x 42" Boat-Shaped	1,733.00	1,691.00
R84V	84 x 42" Racetrack	1,733.00	1,691.00
R94R	96 x 48" Rectangular	1,775.00	1,735.00
R94B	96 x 48" Boat-Shaped	1,775.00	1,735.00
R94V	96 x 48" Racetrack	1,775.00	1,735.00
R95R	96 x 54" Rectangular	1,821.00	1,776.00
R95B	96 x 54" Boat-Shaped	1,821.00	1,776.00
R95V	96 x 54" Racetrack	1,821.00	1,776.00
R104R	108 x 48" Rectangular	2,038.00	1,993.00
R104B	108 x 48" Boat-Shaped	2,038.00	1,993.00
R104V	108 x 48" Racetrack	2,038.00	1,993.00
R105R	108 x 54" Rectangular	2,191.00	2,150.00
R105B	108 x 54" Boat-Shaped	2,191.00	2,150.00
R105V	108 x 54" Racetrack	2,191.00	2,150.00
R124R	120 x 48" Rectangular	2,340.00	2,297.00
R124B	120 x 48" Boat-Shaped	2,340.00	2,297.00
R124V	120 x 48" Racetrack	2,340.00	2,297.00
R125R	120 x 54" Rectangular	2,465.00	2,425.00
R125B	120 x 54" Boat-Shaped	2,465.00	2,425.00
R125V	120 x 54" Racetrack	2,465.00	2,425.00

### Optional Power Module

Model No.	Description	List Price
SPM	Optional Power Module [includes RJ11-Cat 3 coupler (phone) and RJ45-Cat3 coupler (data)] – 6' power cord	315.00



19503ATW



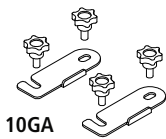
F890



C894

Model No.	Description	Wt.	List Price
<b>Combination Keyboard/Mouse Platform</b>			
19503ATW	19"W x 8 1/4"D , 9" mouse platform*	15	647.00
195TKLS	Trackless keyboard/mouse platform 19"W x 9 1/4"D, 9 1/2" Dia. mouse platform*	14	555.00
* 19503ATW Available in Black Only. 195TKLS Available in Black or White.			
<b>CPU Holder</b>			
C894	3 1/2 x 16"D x CPU height plus 4 1/2"	20	353.00
*CPU Holder is only recommended on 2 or 3 leg (column) height-adjustable tables.			
<b>Wire/Cable Manager (Black only)</b>			
F890	Base 6" Diameter, Coil 6 1/2"H Compressed Coil 3 1/2" Diameter, Coil 45"H Expanded	3	113.00

### Universal Table Ganging Kit



10GA

- Designed to connect two table edges together, regardless of T-Mold style



Model No.	Dimensions	Wt.	List Price
10GA	3 3/4"W x 1 1/2"D x 1"H	1	59.00

### Grommets

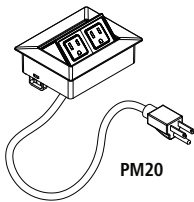


- Available in Black
- Field installed grommet holes required

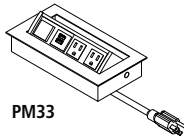


Model No.	Description	Dimensions	Wt.	List Price
F740	Grommet	2 3/4"W x 2 1/8"D	1	26.00

### Power & Data Modules



PM20



PM33

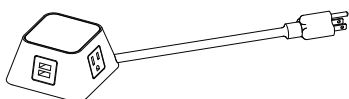
- Power & Data options can be easily field installed to tabletops
- Field cut grommet holes required
- Not compatible with manufactured cutouts



Model No.	Description	Dimensions	Wt.	List Price
PM20	Black, 2 Power Outlets	5 5/8"W x 4 1/4"D	2.5	338.00
PM33	Power & Data with 2 Power, 2 USB & 1 Data (Black or Silver)	8 1/4"W x 4 3/8"D	3	708.00

### White Tabletop Power/Data Modules

- 1 Dual charging USB
- 2 power outlets
- 1 open data port
- 72" cord with grounded plug
- Available in White only




Model No.	Dimensions	Wt.	List Price
EZTTM	3 7/8" x 3 7/8" x 2"H	3	385.00



# Bistro Series Tables

- Available in dining (29") or bar (42") heights
- Cast iron base with 3" diameter steel tube support (Black only)
- Quick and easy assembly
- TFL = 1" tops; HPL = 1 1/8" tops
- Optional 18" footring
- Available in either 1" Thermally Fused Laminate (TFL) or 1 1/8" High pressure Laminate (HPL) surfaces
- HPL edge Treatments: Knife Edge (HK), or T-Mold (HT) available in corporate edge colors
- **Designer Finishes:** Custom laminate options available. See page 192; use "H" suffix on model number when ordering

## Bistro Dining-Height Tables

Model No.	Description	Wt.	TFL List Price "T" Suffix	HPL List Price HT or HK Suffix
<b>Dining-Height Models</b> 				
CA30SLB	30"W x 30"D x 29"H Square Table	55	419.00	654.00
CA30RLB	30"Dia. x 29"H Round Table	50	417.00	655.00
CA36SLB	36"W x 36"D x 29"H Square Table	70	476.00	755.00
CA36RLB	36"Dia. x 29"H Round Table	60	474.00	756.00
CA42RLB	42"Dia. x 29"H Round Table	70	655.00	827.00
CA2PL	72"W x 30"D x 29"H Peanut Table	75	1,194.00	1,406.00



CA30SLB



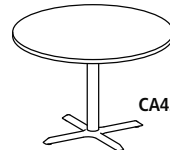
CA30RLB



CA36SLB



CA36RLB




CA42RLB



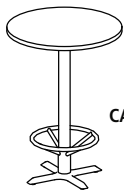
CA2PL

## Bistro Bar-Height Tables

Model No.	Description	Wt.	TFL List Price "T" Suffix	HPL List Price HT or HK Suffix
<b>Bar-Height Models</b> 				
CA30SHB	30"W x 30"D x 42"H Square Table	57	430.00	670.00
CA30RHB	30"Dia. x 42"H Round Table	52	429.00	671.00
CA36SHB	36"W x 36"D x 42"H Square Table	72	487.00	769.00
CA36RHB	36"Dia. x 42"H Round Table	62	486.00	770.00
CA42RHB	42"Dia. x 42"H Round Table	72	671.00	840.00
CA2PH	72"W x 30"D x 42"H Peanut Table	80	1,221.00	1,457.00



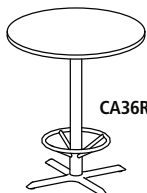
CA30SHB



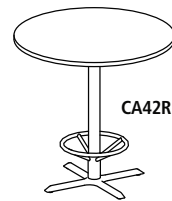
CA30RHB



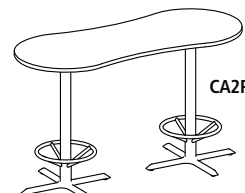
CA36SHB



CA36RHB

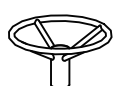


CA42RHB



CA2PH


## Steel Footring

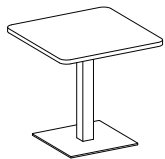


 Model No.	Description	Wt.	List Price
CAFR18B	18" Steel Footring	8	252.00

- Available in dining (29") or bar (42") heights
- Stainless Steel base with square tube support
- Quick and easy assembly
- TFL = 1" tops; HPL = 1½" tops
- Four leveling glides integrated to underside of base
- Tables available in either Thermally Fused Laminate with standard T-Mold or High Pressure Laminate with your choice of 2 edge treatments
- HPL edge Treatments: Knife Edge (HK), or T-Mold (HT) available in corporate edge colors

Bistro Dining-Height Tables

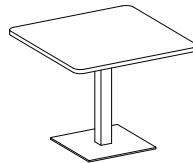
Model No.	Description	Wt.	TFL List Price "T" Suffix	HPL List Price HT or HK Suffix
<b>Dining-Height Models</b> 				
CA30SLS	30"W x 30"D x 29"H Square Table	80	524.00	791.00
CA30RLS	30" Dia. x 29"H Round Table	75	524.00	791.00
CA36SLS	36"W x 36"D x 29"H Square Table	95	581.00	891.00
CA36RLS	36" Dia. x 29"H Round Table	85	581.00	891.00
CA42RLS	42" Dia. x 29"H Round Table	95	764.00	960.00
CA3PL	72"W x 30"D x 29"H Peanut Table	126	1,343.00	1,687.00



CA30SLS



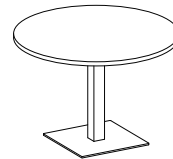
CA30RLS



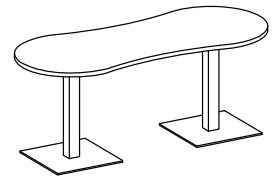
CA36SLS



CA36RLS




CA42RLS



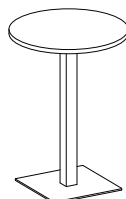
CA3PL

Bistro Bar-Height Tables


Model No.	Description	Wt.	TFL List Price "T" Suffix	HPL List Price HT or HK Suffix
<b>Bar-Height Models</b> 				
CA30SHS	30"W x 30"D x 42"H Square Table	82	537.00	805.00
CA30RHS	30" Dia. x 42"H Round Table	77	537.00	805.00
CA36SHS	36"W x 36"D x 42"H Square Table	97	595.00	905.00
CA36RHS	36" Dia. x 42"H Round Table	87	595.00	905.00
CA42RHS	42" Dia. x 42"H Round Table	97	778.00	974.00
CA3PH	72"W x 30"D x 42"H Peanut Table	132	1,534.00	1,917.00




CA30SHS




CA30RHS



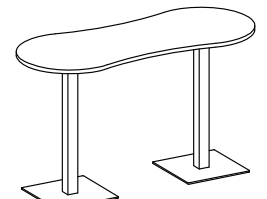
CA36SHS



CA36RHS



CA42RHS



CA3PH

# Event Series Multi-Purpose Folding Tables

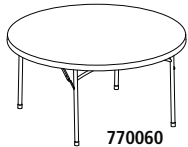
- A line of multi-purpose, durable folding tables that meet most any need, indoors or out
- Increased number of connections between the frame and the top providing stronger connection
- Table height: 29"
- Models 770048, 770060, 770072 and 773096 do not ship via small parcel
- Models 772448, 773060, 773072 and 721872 are able to ship via small parcel, See Terms and Conditions
- Optional carts available. See table carts section below
- **Finishes:** Textured White with Dark Gray hammer-coated frame

**NOTE:** Do not push or drag tables

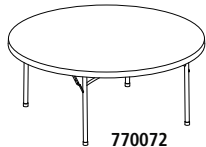
## Folding Tables



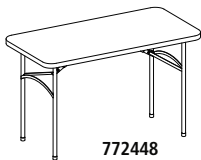
770048



770060



770072



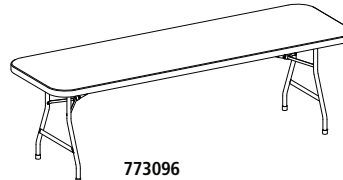
772448



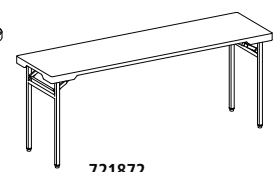
773060



773072



773096



721872

Model No.	Description	Dimensions	Maximum Weight Load in Pounds Capacity with 1/4" Deflection (Weight must be evenly distributed)	List Price
770048	7700 Series - 48" Round	48" Diameter x 29"H	800	268.00
770060	7700 Series - 60" Round	60" Diameter x 29"H	900	401.00
770072	7700 Series - 72" Round	72" Diameter x 29"H	1000	560.00
772448	7700 Series - 24 x 48" Rectangular	48"W x 24"D x 29"H	500	156.00
773060	7700 Series - 30 x 60" Rectangular	60"W x 30"D x 29"H	600	210.00
773072	7700 Series - 30 x 72" Rectangular	72"W x 30"D x 29"H	500	243.00
773096	7700 Series - 30 x 96" Rectangular	96"W x 30"D x 29"H	300	347.00
721872	7200 Series - 18 x 72" Rectangular	72"W x 18"D x 27 1/2"H	200	232.00

All Quick Ship Models

## Table Carts

- A simple storage solution
- Does not ship via small parcel
- **Finishes:** Black powder coat

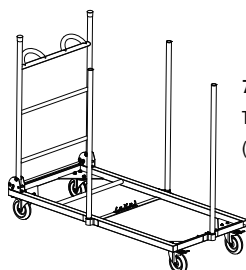


77CRND

Table Capacity:  
(16) 48" Tables  
(14) 60" Tables  
(13) 72" Tables

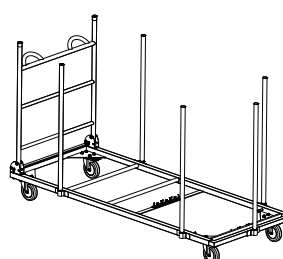
Model No.	Description	Dimensions	List Price
77CRND	Round Table Dolly	58-69"W x 32 3/4"D x 40 1/4"H	491.00
7724WC	Rectangular Table Cart for 24 x 48" Tables	53"W x 27 1/4"D x 45 1/4"H	456.00
7730WC	Rectangular Table Cart for 30" Tables	76 3/4"W x 33"D x 45 1/4"H	551.00

Quick Ship Models, does not ship via small parcel



7724WC

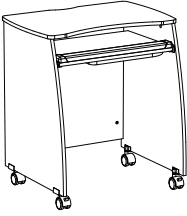


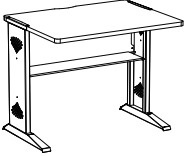
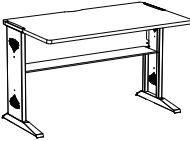
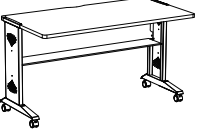

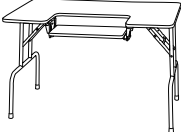
Table Capacity:  
(20) 24 x 48" tables



7730WC

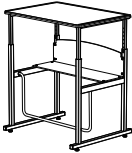
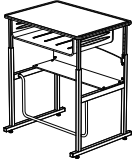
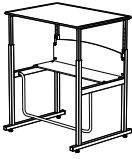


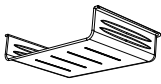


Table Capacity:  
(20) 30 x 60" Tables  
(20) 30 x 72" Tables  
(18) 30 x 96" Tables

# Picco™ Mobile Computer Desks

Model #	Description	Model #	List Price Ea.	List Carton Price	Quantity Per Carton	Actual Weight	S-Parcel Billable Weight	Carton Cube	Freight Class
<b>Picco™ Mobile Computer Desk</b>									
	<b>1953</b> Picco™ Duo Computer Desk Overall Size: 28½"W x 22¼"D x 30¼"H Pullout Keyboard Surface: 23¾"W x 15½"D Finish: Mahogany-MH	1953MH	412.00	412.00	1	48	49	2.27	70
	<b>1954</b> Picco™ Duo Printer Cart Overall Size: 22¼"W x 16¼"D x 15½"H Printer Stand Top: 22¼"W x 16¼"D Slide-Out Shelf: 17¾"W x 13¾"D Finish: Mahogany-MH	1954MH	271.00	271.00	1	25	25	0.91	70
<b>Computer Desks</b>									
	<b>Read-to-Use Computer Desk</b> <b>1901</b> Ready to Assemble Desk Overall Size: 31¾"W x 19¾"D x 31½"H CPU Compartment: 9¾"W x 18¾"D x 21"H Lower Storage Space: 19¾"W x 18¾"D x 10¼"H Finish: Mahogany-MH	1901MH	518.00	518.00	1	107	107	5.41	70
<b>Computer Desks</b>									
	<b>1930</b> Reversible Top Computer Desk, 36 x 28" Overall Size: 35½"W x 28"D x 30"H Finish: Mahogany and Medium Oak	1930	372.00	372.00	1	49	49	3.11	70
	<b>1931</b> Reversible Top Computer Desk, 48 x 28" Overall Size: 47½"W x 28"D x 30"H Finish: Mahogany and Medium Oak	1931	407.00	407.00	1	70	70	4.3	70
	<b>1933</b> Reversible Top Mobile Work Surface, 54 x 28" Overall Size: 53½"W x 28"D x 30"H Finish: Mahogany and Medium Oak	1933	443.00	443.00	1	75	75	4.56	70
	<b>1934</b> Reversible Top Stand, 24 x 28" Overall Size: 23½"W x 28"D x 30"H Finish: Mahogany and Medium Oak	1934	313.00	313.00	1	43	43	3.06	85
<b>Folding Computer Table</b>									
	<b>1935GR</b> Folding Computer Table, 48 x 30" Overall Size: 47½"W x 29¾"D x 28¾"H Keyboard Shelf: 20"W x 9½"D Finish: Gray-GR	1935GR	207.00	207.00	1	41	41	2.67	70

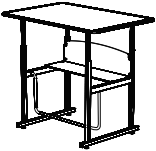
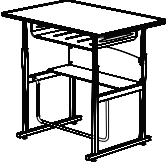
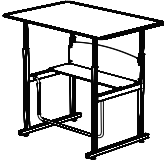
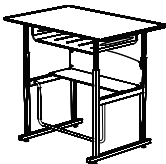

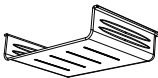


Office Suites  
Seating  
Tables  
Desks  
Meeting Essentials  
Personal Organization  
Ergonomics  
High Density Storage  
Storage & Filing  
Facilities  
Technology Furniture  
Art & Engineering

# AlphaBetter® 28"W Desks & Stool

Model #	Description	Model #	List Price Ea.	List Carton Price	Quantity Per Carton	Actual Weight	S-Parcel Billable Weight	Carton Cube	Freight Class
<b>AlphaBetter® Desks &amp; Stools</b>									
	<b>1201BE</b> AlphaBetter® Desk 28 x 20" Standard Top 28"W x 20"D x 26" - 42"H <b>Desktop Finish:</b> Beige-BE Patented Swinging Pendulum™ Footrest Bar	1201BE	483.00	483.00	1	44	52	4.87	110
	<b>1202BE</b> AlphaBetter® Desk, with Book Box 28 x 20" Standard Top  <b>Desktop Finish:</b> Beige-BE Patented Swinging Pendulum™ Footrest Bar	1202BE	610.00	610.00	1	50	52	4.87	110
	<b>1203</b> AlphaBetter® Desk 28 x 20" Premium Top 28"W x 20"D x 26" - 42"H <b>Desktop Finish:</b> Gray-GR, Dry Erase-DE (NEW) Patented Swinging Pendulum™ Footrest Bar	1203GR 1203DE	518.00	518.00	1	43	52	4.87	110
	<b>1204</b> AlphaBetter® Desk 28 x 20" Premium Top 28"W x 20"D x 26" - 42"H <b>Desktop Finish:</b> Gray-GR, Dry Erase-DE (NEW) Patented Swinging Pendulum™ Footrest Bar	1204GR 1204DE	644.00	644.00	1	49	52	4.87	110
	<b>1205</b> AlphaBetter® Stool Seat Size: 13" Sq. Overall: 15¼" - 19¼"W x 21" - 35½"H <b>Seat Finish:</b> Beige-BE, Black-BL Patented Swinging Pendulum™ Footrest Bar	1205BE 1205BL	287.00	287.00	1	23	34	3.14	125
	<b>1212BL</b> AlphaBetter® Optional Book Box 22"W x 15"D x 4¼"H <b>Finish:</b> Black-BL	1212BL	126.00	126.00	1	8	15	1.26	250
	<b>1210BL</b> Carpet Casters for AlphaBetter®, Set of 4 Casters: 2½"H <b>Finish:</b> Black-BL	1210BL	21.00	21.00	1	1.2	2	0.08	65
	<b>1211BL</b> Hard floor Casters for AlphaBetter®, Set of 4 Casters: 2½"H <b>Finish:</b> Black-BL	1211BL	27.00	27.00	1	1.3	2	0.08	65


Office Suites  
Seating  
Tables  
Desks  
Meeting Essentials  
Personal Organization  
Ergonomics  
High Density Storage  
Storage & Filing  
Facilities  
Technology Furniture  
Art & Engineering

# AlphaBetter® 36"W Desks & Stool

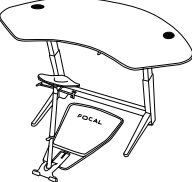
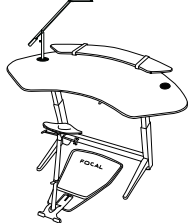
Model #	Description	Model #	List Price Ea.	List Carton Price	Quantity Per Carton	Actual Weight	S-Parcel Billable Weight	Carton Cube	Freight Class
<b>AlphaBetter® Desks &amp; Stools</b>									
	<b>1206BE</b> AlphaBetter® Desk 36 x 24" Standard Top 36"W x 24"D x 26" - 42"H <b>Desktop Finish:</b> Beige-BE Patented Swinging Pendulum™ Footrest Bar	1206BE	554.00	554.00	1	51	77	7.09	110
	<b>1207BE</b> AlphaBetter® Desk, with Book Box 36 x 24" Standard Top 36"W x 24"D x 26" - 42"H <b>Desktop Finish:</b> Beige-BE Patented Swinging Pendulum™ Footrest Bar	1207BE	687.00	687.00	1	59	77	7.09	110
	<b>1208</b> AlphaBetter® Desk 36 x 24" Premium Top 36"W x 24"D x 26" - 42"H <b>Desktop Finish:</b> Gray-GR, Dry Erase-DE (NEW) Patented Swinging Pendulum™ Footrest Bar	1208GR 1208DE	588.00	588.00	1	51	77	7.09	110
	<b>1209</b> AlphaBetter® Desk, with Book Box 36 x 24" Premium Top 36"W x 24"D x 26" - 42"H <b>Desktop Finish:</b> Gray-GR, Dry Erase-DE (NEW) Patented Swinging Pendulum™ Footrest Bar	1209GR 1209DE	722.00	722.00	1	58	77	7.09	110
	<b>1205</b> AlphaBetter® Stool Seat Size: 13" Sq. Overall: 15½" - 19¼"W x 21" - 35½"H <b>Seat Finish:</b> Beige-BE, Black-BL Patented Swinging Pendulum™ Footrest Bar	1205BE 1205BL	287.00	287.00	1	23	34	3.14	125
	<b>1212BL</b> AlphaBetter® Optional Book Box 22"W x 15"D x 4¼"H <b>Finish:</b> Black-BL	1212BL	126.00	126.00	1	8	15	1.26	250
	<b>1210BL</b> Carpet Casters for AlphaBetter®, Set of 4, Black-BL Casters: 2½"H	1210BL	21.00	21.00	1	1.2	2	0.08	65
	<b>1211BL</b> Hard floor Casters for AlphaBetter®, Set of 4, Black-BL Casters: 2½"H	1211BL	27.00	27.00	1	1.3	2	0.08	65

Office Suites  
Seating  
Tables  
Desks  
Meeting Essentials  
Personal Organization  
Ergonomics  
High Density Storage  
Storage & Filing  
Facilities  
Technology Furniture  
Art & Engineering



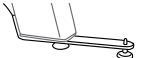

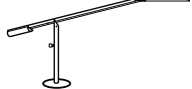
# Sphere Desks and Accessories

Model #	Description	List Price Ea.	List Carton Price	Number of Cartons in Shipment	Actual Weight	S-Parcel Billable Weight	Carton Cube	Freight Class
 <b>LET-1000</b>	Sphere* 78"W x 30"D x 36" - 48"H	2,592.00	2,592.00	2	126	LTL	9.50	85




## Sphere Desks Bundles

 <b>SBN-1000</b>	Sphere Typical  Includes Desk and Locus Seat. CC=Desktop choice of BK (Matte Black Laminate), WH (Glacier White Laminate), OA (White Oak Veneer), WA (Black Walnut Veneer); BB=Seat cushion color choice of BK (Black), CT (Citrus), RD (Chili Pepper)	3,592.00		3				Refer to individual items for shipping information
 <b>SBN-2000</b>	Sphere Typical Pro  CC=Desktop choice of BK (Matte Black Laminate), WH (Glacier White Laminate), OA (White Oak Veneer), WA (Black Walnut Veneer)  The Bundle Pro includes: • Desktop shape and finish of your choice - CC • Locus™ Leaning Seat* with Black finish and Black Nubuck seat cushion • Anti-Fatigue Mat** • Locus™ Shelf 4 & 5 and Sphere Shelf** • LED Work Light** • Cable Management Tray**  *All Typical include the Locus™ Seat. **See the Accessories below.	4,414.00		7				Refer to individual items for shipping information







## Accessories

 <b>FAF-1000</b>	Anti-Fatigue Mat	121.00	121.00	1	6	9	0.79	150
 <b>FWM-1000</b>	Cable Management Tray	101.00	101.00	1	7	13	1.1	925
 <b>LDS-1000</b>	Desk Stabilizers	60.00	60.00	1	4	4	0.16	100
 <b>FIB-1000</b>	iMac Bracket	74.00	74.00	1	4	4	0.09	60
 <b>FDL-1000</b>	LED Work Light	251.00	251.00	1	6	7	0.63	100


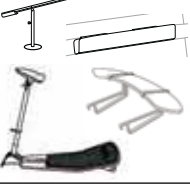



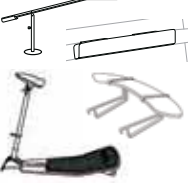
## Locus™ and Sphere Shelves

 <b>LSB-1000</b>	Locus™ Shelf 4  CC=Shelf choice of BK (Matte Black Laminate), WH (Glacier White Laminate), OA (White Oak Veneer), WA (Black Walnut Veneer), DE (Dry Erase)	351.00	351.00	1	18	20	1.8	85
 <b>LSB-5000</b>	Locus™ Shelf 5  CC=Shelf choice of BK (Matte Black Laminate), WH (Glacier White Laminate), OA (White Oak Veneer), WA (Black Walnut Veneer), DE (Dry Erase)	415.00	415.00	1	20	24	2.11	85
 <b>SSB-1000</b>	Sphere Shelf  CC=Shelf choice of BK (Matte Black Laminate), WH (Glacier White Laminate), OA (White Oak Veneer), WA (Black Walnut Veneer), DE (Dry Erase)  *CC=Desktop, Tabletop & Shelf Options: BK (Matte Black Laminate) WH (Glacier White Laminate) OA (White Oak Veneer) WA (Black Walnut Veneer) DE (Dry Erase)	415.00	415.00	1	25	27	2.43	85

Office Suites  
Seating  
Tables  
Desks  
Meeting Essentials  
Personal Organization  
Ergonomics  
High Density Storage  
Storage & Filing  
Facilities  
Technology Furniture  
Art & Engineering

Model #	Description	List Bundle Price	Number of Cartons in Shipment	Actual Weight	S-Parcel Billable Weight	Carton Cube	Freight Class
<b>Locus™ Desks</b>							
FSD-1000	Locus™ 4 Desk * 48"W x 30"D x 36" - 48"H	1,925.00	2	102	134	9.50	85
							
FSD-5000	Locus™ 5 Desk * 60"W x 30"D x 36" - 48"H	2,181.00	2	122	LTL	9.38	85
							
FSD-6000	Locus™ 6 Desk * 72"W x 30"D x 36" - 48"H	2,592.00	2	126	LTL	10.40	85
							

Locus™ Desks and Workstation Typicals



<b>Locus™ Tables and Workstation Typicals</b>							
	LBN-1000	Locus™ 4 Typical	2,925.00	2	Refer to individual items for shipping information		
		Includes Desk and Locus™ Seat. CC=Desktop choice of BK (Matte Black Laminate), WH (Glacier White Laminate), OA (White Oak Veneer), WA (Black Walnut Veneer); BB=Seat cushion color choice of BK (Black), CT (Citrus), RD (Chili Pepper)					
	LBN-2000	Locus™ 4 Typical Pro	3,683.00	6	Refer to individual items for shipping information		
		CC=Desktop choice of BK (Matte Black Laminate), WH (Glacier White Laminate), OA (White Oak Veneer), WA (Black Walnut Veneer)					
		The Typical Pro includes: • Desktop shape and finish of your choice - CC • Locus™ Leaning Seat* with Black finish and Black Nubuck seat cushion • Anti-Fatigue Mat** • Locus™ Shelf 4 & 5 and Sphere Shelf** • LED Work Light** • Cable Management Tray**					
	LBN-5000	Locus™ 5 Typical	3,182.00	3	Refer to individual items for shipping information		
		Includes Desk and Locus™ Seat. CC=Desktop choice of BK (Matte Black Laminate), WH (Glacier White Laminate), OA (White Oak Veneer), WA (Black Walnut Veneer); BB=Seat cushion color choice of BK (Black), CT (Citrus), RD (Chili Pepper)					
	LBN-5500	Locus™ 5 Typical Pro	4,003.00	7	Refer to individual items for shipping information		
		CC=Desktop choice of BK (Matte Black Laminate), WH (Glacier White Laminate), OA (White Oak Veneer), WA (Black Walnut Veneer)					
		The Typical Pro includes: • Desktop shape and finish of your choice - CC • Locus™ Leaning Seat* with Black finish and Black Nubuck seat cushion • Anti-Fatigue Mat** • Locus™ Shelf 4 & 5 and Sphere Shelf** • LED Work Light** • Cable Management Tray**					
	LBN-6000	Locus™ 6 Typical	3,592.00	7	Refer to individual items for shipping information		
		Includes Desk and Locus™ Seat. CC=Desktop choice of BK (Matte Black Laminate), WH (Glacier White Laminate), OA (White Oak Veneer), WA (Black Walnut Veneer); BB=Seat cushion color choice of BK (Black), CT (Citrus), RD (Chili Pepper)					
	LBN-6500	Locus™ 6 Typical Pro	4,414.00	7	Refer to individual items for shipping information		
		CC=Desktop choice of BK (Matte Black Laminate), WH (Glacier White Laminate), OA (White Oak Veneer), WA (Black Walnut Veneer)					
		The Typical Pro includes: • Desktop shape and finish of your choice - CC • Locus™ Leaning Seat* with Black finish and Black Nubuck seat cushion • Anti-Fatigue Mat** • Locus™ Shelf 4 & 5 and Sphere Shelf** • LED Work Light** • Cable Management Tray**					

\*All bundles include the Locus™ Seat.  
\*\*See the Accessories on previous page 240.


Office Suites  
Seating  
Tables  
Desks  
Meeting Essentials  
Personal Organization  
Ergonomics  
High Density Storage  
Storage & Filing  
Facilities  
Technology Furniture  
Art & Engineering



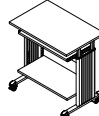
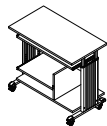
## Studio Desks

Model #	Description	Model #	List Price Ea.	List Carton Price	Number of Cartons	Actual Weight	S-Parcel Billable Weight	Carton Cube	Freight Class
	<b>1950</b> Single Drawer Studio Desk, Wooden Veneer Top Overall Size: 43 $\frac{1}{4}$ "W x 21 $\frac{1}{2}$ "D x 30 $\frac{1}{4}$ "H <b>Frame Finish:</b> Black-BL	1950BL	470.00	470.00	1	60	62	5.42	110
	Single Drawer Studio Desk, Laminate Top <b>Frame Finish:</b> White-W	1950WH	402.00	402.00	1	60	62	5.42	110
	<b>1951</b> Studio Writing Desk, Wooden Veneer Top Overall Size: 37 $\frac{1}{4}$ "W x 22 $\frac{3}{4}$ "D x 34 $\frac{1}{4}$ "H <b>Frame Finish:</b> Black-BL	1951BL	296.00	296.00	1	40	43	4.17	110
	Studio Writing Desk, Laminate Top <b>Frame Finish:</b> White-WH	1951WH	249.00	249.00	1	40	43	4.17	110

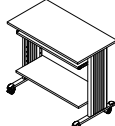
## Table Desks

	<b>1943</b> Table Desk Overall Size: 47 $\frac{1}{4}$ "W x 24" D x 28 $\frac{1}{2}$ "H <b>Finish:</b> Beech Top/White Legs-BHWH, Black Top/Silver Legs-BLSL, Cherry Top/Black Legs-CYBL	1943BHWH 1943BLSL 1943CYBL	296.00	296.00	1	36	38	3.34	110
---	--	----------------------------------	--------	--------	---	----	----	------	-----

## Muv™ Adjustable-Height Desks

	<b>1925</b> Muv™ 28" Adjustable-Height Desk Overall Size: 29 $\frac{1}{2}$ "W x 22" D x 29" - 34"H <b>Finish:</b> Cherry-CY, Medium Oak-MO	1925CY 1925MO	534.00	534.00	1	46	46	2.37	70
	<b>1926</b> Muv™ 35" Adjustable-Height Desk Overall Size: 35 $\frac{1}{2}$ "W x 22" D x 29" - 34"H <b>Finish:</b> Cherry-CY, Medium Oak-MO	1926CY 1926MO	571.00	571.00	1	53	53	2.81	70
	<b>1927</b> Muv™ Mini Tower Adjustable-Height Desk Overall Size: 35 $\frac{1}{2}$ "W x 22" D x 29" - 34"H <b>Finish:</b> Cherry-CY, Medium Oak-MO	1927CY 1927MO	587.00	587.00	1	66	66	3.29	70
	<b>1929</b> Muv™ Stand-Up Adjustable-Height Desk Overall Size: 29 $\frac{1}{2}$ "W x 22" D x 35" - 49"H <b>Finish:</b> Cherry-CY, Gray-GR, Medium Oak-MO	1929CY 1929GR 1929MO	390.00	390.00	1	56	57	3.51	70





## Muv™ Fixed-Height Desks

	<b>1921</b> Muv™ 35" Fixed-Height Desk Overall Size: 35 $\frac{1}{2}$ "W x 22" D x 30 $\frac{1}{2}$ "H <b>Finish:</b> Cherry-CY, Medium Oak-MO	1921CY 1921MO	412.00	412.00	1	52	52	2.88	70
	<b>1923</b> Muv™ Stand-Up Fixed-Height Desk Overall Size: 29 $\frac{1}{2}$ "W x 22" D x 45"H <b>Finish:</b> Cherry-CY, Gray-GR, Medium Oak-MO	1923CY 1923GR 1923MO	370.00	370.00	1	62	62	2.95	70









## Roam™ Touchdown Workstation

	<b>1958</b> Roam™ Touchdown Workstation Overall Size: 33"W x 30"D x 51 $\frac{1}{2}$ "H <b>Finish:</b> Dark Gray-DG, Tan-TN	1958DG 1958TN	462.00	462.00	1	41	76	6.97	200
	Roam™ Touchdown Workstation, Configured <b>Includes:</b> Frame-FR and Customizable Skin-SK	1958FR/SK	780.00	1,560.00	2	41	76	6.97	200





## Scoot™ Steel Desks

Model #	Description	Model #	List Price Ea.	List Carton Price	Quantity Per Carton	Actual Weight	S-Parcel Billable Weight	Carton Cube	Freight Class
	<b>Scoot™ Steel Desk</b>								
 1907BL	Scoot™ Desk Overall Size: 32½"W x 22"D x 30½"H Finish: Black-BL	1907BL	357.00	357.00	1	38	39	2.33	70
	<b>Scoot™ Steel Stand-Up Desk</b>								
 1908BL	Scoot™ Steel Stand-Up Desk Overall Size: 39½"W x 23¼"D x 42"H Finish: Black-BL	1908BL	414.00	414.00	1	47	47	3.55	70

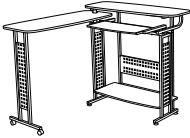

## Xpressions™ Computer Desks

	<b>Xpressions™ Computer Desk</b>								
 1936TG	Xpressions™ Computer Desk Overall Size: 53½"W x 23¼"D x 45"H Tempered Glass Top & Shelves	1936TG	544.00	544.00	1	68	LTL	6.74	110
	<b>Xpressions™ 47" Computer Desk</b>								
 1938TG	Xpressions™ 47" Computer Desk Overall Size: 47"W x 23"D x 37"H Tempered Glass Top	1938TG	454.00	454.00	1	73	LTL	5.83	70
	<b>Xpressions™ Keyboard Tray</b>								
 1940BL	Xpressions™ Keyboard Tray Overall Size: 23½"W x 15¼"D x 2¼"H Finish: Black-BL	1940BL	102.00	102.00	1	8	8	0.46	925
	<b>Xpressions™ Stand-Up Desk</b>								
 1941TG	Xpressions™ Stand-Up Desk Overall Size: 35"W x 23"D x 49"H Tempered Glass Top Patented Swinging Pendulum™ Footrest Bar	1941TG	522.00	522.00	1	65	LTL	5.6	110



## Elevate™ Bi-Level & Standing-Height Desks

	<b>Elevate™ Bi-Level Desk</b>								
 1956	Elevate™ Bi-Level Desk Overall Size: 57½"W x 24"D x 50"H Finish: Beech/White-BH, Walnut/Black-WL	1956BH 1956WL	439.00	439.00	1	83.2	84	6.12	70
	<b>Elevate™ Standing-Height Desk</b>								
 1957	Elevate™ Standing-Height Desk Overall Size: 48"W x 24"D x 38" - 50"H Finish: Beech/White-BH, Walnut/Black-WL	1957BH 1957WL	338.00	338.00	1	61	61	4.81	70

## Scoot™ Standing-Height Desk with Rotating Work Surface

	<b>Scoot™ Standing-Height Desk with Rotating Work Surface</b>								
 1974BL	Scoot™ Standing-Height Desk with Rotating Work Surface Overall Size: 47¼"W x 21½"D x 42¼"H Finish: Black-BL	1974BL	359.00	359.00	1	36	52	3.7	110

## Brio™ Height-Adjustable Standing Desk

	<b>Brio™ Height-Adjustable Standing Desk</b>								
 1964WH	Brio™ Height-Adjustable Standing Desk Overall Size: 29½"W x 27¼"D x 37- 50¼"H Finish: White-WH	1964WH	573.00	573.00	1	48	50	4.81	110

## Verve™ Adjustable-Height Standing Desks

	<b>Verve™ Adjustable-Height Standing Desk</b>								
 1959	Verve™ Adjustable-Height Standing Desk Overall Size: 47¼"W x 31¼"D x 36 - 42"H Finish: White-WH, Walnut-WL	1959WH 1959WL	641.00	641.00	1	80	80	6.32	70

## Defy™ Electric Adjustable-Height Desk

TO ORDER TOP, PLEASE SPECIFY: 1 9 8 2 +    +    + S L  
MODEL TOP EDGE BAND BASE  
LAMINATE COLOR FINISH

### Top Finishes – High Pressure Laminate

#### Wood Grains

Persian Cherry (PC)      Kensington Maple (KM)  
 Wild Cherry (WC)      Biltmore Cherry (CY)  
 New Age Oak (NO)      Pinnacle Walnut (PW)  
 Morelia Mango (MM)      Asian Night (AN)

#### Solids

Black (BL)      Designer White (DW)  
 Slate Gray (SG)      Shadow (SH)  
 Fashion Gray (GR)      Dry Erase (DE)\*\*

#### Patterns

Pewter Brush (PB)      Desert Zephyr (DZ)  
 Mystique Night (MN)      Steel Mesh (ST)  
 Bronze Legacy (BZ)  
 Crisp Linen (CL)

\*\* When Ordering Dry Erase Table Laminate use "Special" for pricing.

#### Edge Band Color

Gray (GR)      Black (BL)      White (WH)

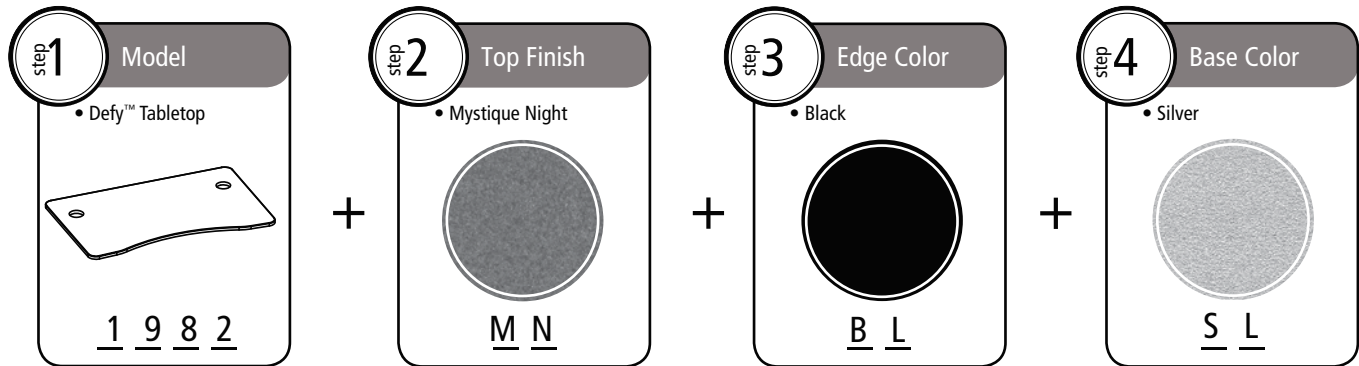
#### Base Finishes

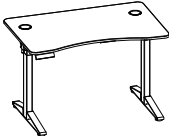
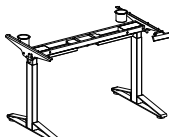

Silver (SL)

#### SPECIAL ORDER LAMINATES \*

\*For Special Order Laminate options, please refer to Wilsonart's® "The Standards" collection. Visit [www.wilsonart.com](http://www.wilsonart.com) for more information or to request a sample swatch. Certain customer specified laminates are also available for an up-charge above and beyond special pricing. Please contact Customer Care at 888-971-6225 or go to [www.safcoproducts.com](http://www.safcoproducts.com).

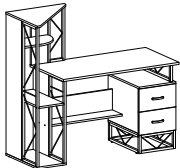
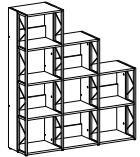
Example: Model 1982 Defy™ Tabletop - Top Laminate, Edge Band & Base Color



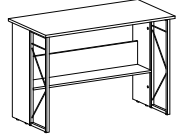

Model #	Description	Table Laminates	List Price Ea.	List Carton Price	Quantity Per Carton	Actual Weight	S-Parcel Billable Weight	Carton Cube	Freight Class
<b>Defy™ Electric Adjustable-Height Desk</b>									
	<b>1980WH</b> Defy™ Electric Adjustable-Height Desk Tabletop Size: 47¼"W x 30"D x 1"H Overall Size: 47¼"W x 30¾"D x 29¾ - 49¼"H Tabletop Finish: White-WH Base Finish: Silver-SL	Quick Ship 1980WH	216.00	216.00	1	38	38	3.12	070
	<b>1981SL</b> Defy™ Electric Adjustable-Height Base Overall Size: 47¼"W x 30¾"D x 29¾ - 49¼"H Finish: Silver-SL	1981SL	984.00	984.00	1	66	66	3.68	070
	<b>1982</b> Defy™ Electric Adjustable-Height Tabletop Overall Size: 47¼"W x 30"D x 1"H	Designer Special* 1982 1982	216.00 216.00	216.00 216.00	1 1	38 38	38 38	3.12 3.12	070 070

**PROP 65** These products are subject to California Proposition 65. Please visit the product detail page on our website for specific information.



## SOHO Furniture Collection - Storage Desk with Shelves

Model #	Description	Model #	List Price Ea.	List Carton Price	Number of Cartons in Shipment	Actual Weight	S-Parcel Billable Weight	Carton Cube	Freight Class
	<b>Storage Desk with Shelves</b> <b>1002</b> Storage Desk with Shelves Overall Size: 52½"W x 21½"D x 48½"H <b>Finish:</b> Black-BB, Natural-BN, White-WW Black and Natural finishes have Black metal accents White finish has White metal accents	1002BB 1002BN 1002WW	457.00	457.00	1	97.5	98	4.57	70
	<b>1003</b> Multi-Height Bookcase - 9 Shelves Overall Size: 50"W x 14"D x 57¼"H <b>Finish:</b> Black-B, Natural-N, White-W Black and Natural finishes have Black metal accents White finish has White metal accents	1003BB 1003BN 1003WW	420.00	420.00	1	91	91	4.26	125

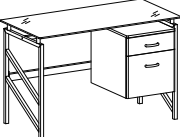
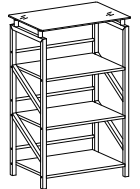
## SOHO Furniture Collection - Computer Desk

	<b>1005</b> Computer Desk Overall Size: 43¼"W x 21¼"D x 30"H <b>Finish:</b> Black-B, Natural-N, White-W Black and Natural finishes have Black metal accents White finish has White metal accents	1005BB 1005BN 1005WW	216.00	216.00	1	47	47	2.45	70
	<b>1008</b> Box/Box/File Pedestal with Casters Overall Size: 15¾"W x 17¼"D x 25½"H <b>Finish:</b> Black-B, Natural-N, White-W Black and Natural finishes have Black metal accents White finish has White metal accents	1008BB 1008BN 1008WW	272.00	272.00	1	47	47	1.86	200

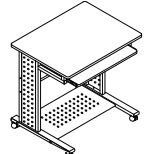
## SOHO Furniture Collection - V-Desk with Pedestal

	<b>1001VG</b> V-Desk with Glass Top Overall Size: 55"W x 23¾"D x 30"H <b>Finish:</b> Black-B, White-W Black Glass with Black Laminates, Metal Base in Silver White Glass with White Laminates, Metal Base in Silver	1001VGBB 1001VGWW	627.00	627.00	2	71	71	-	200
	<b>1001VL</b> V-Desk with Laminate Top Overall Size: 55"W x 23¾"D x 30"H <b>Finish:</b> Black-B, White-W Black Textured Laminates with Metal Base in Silver White Textured Laminates with Metal Base in Silver	1001VLBLKM 1001VLWHT	627.00	627.00	2	71	71	-	200

## SOHO Furniture Collection - Glass Top Desk and Bookcase



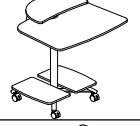



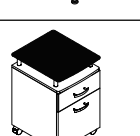
	<b>1006</b> Glass Top Desk with Two Drawer Pedestal Overall Size: 46"W x 22¼"D x 30"H <b>Finish:</b> Black-B, White-W Black Textured Laminates with Black Glass White Textured Laminates with White Glass Metal Base Matches Laminate Color	1006BB 1006WW	413.00	413.00	2	78	78	4.10	70
	<b>1007</b> Glass Top 4-Shelf Bookcase Overall Size: 23½"W x 15¾"D x 38"H <b>Finish:</b> Black-B, White-W Black Finish has Black Metal Frame with Black Glass Top White Finish has White Metal Frame with White-Backed Clear Glass	1007BB 1007WW	216.00	216.00	1	33.5	34	2.25	125

## Empire Mobile PC Station

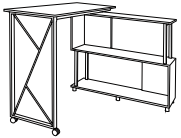


	<b>945</b> Empire Mobile PC Station with Slide-Out Keyboard Tray Overall Size: 29¾"W x 23½"D x 29"H Metallic Gray, Powder Coated Steel Frame <b>Finish:</b> Anthracite-ANT, Medium Cherry-MEC	945ANT 945MEC	229.00	229.00	1	39	39	2.09	70
---	--	------------------	--------	--------	---	----	----	------	----

# Eastwinds Furniture Collection


Office Suites  
Seating  
Tables  
Desks  
Meeting Essentials  
Personal Organization  
Ergonomics  
High Density Storage  
Storage & Filing  
Facilities  
Technology Furniture  
Art & Engineering

Model #	Description	Model #	List Price Ea.	List Carton Price	Number of Cartons in Shipment	Actual Weight	S-Parcel Billable Weight	Carton Cube	Freight Class
 946	Portrait PC Desk Cart with Slide-Out Keyboard Tray with Mouse Platform CPU Platform Mounts Left or Right Overall Size: 36½"W x 19¼"D x 31"H Metallic Gray, Powder Coated Steel Frame Finish: Anthracite-ANT, Medium Cherry-MEC	946ANT 946MEC	229.00	229.00	1	42.6	43	2.43	70
 947	Argo PC Workstation with Slide-Out Keyboard Tray and CPU Shelf Overall Size: 31½"W x 19¼"D x 30¼"H Metallic Gray, Powder Coated Steel Frame Finish: Anthracite-ANT, Medium Cherry-MEC	947ANT 947MEC	229.00	229.00	1	34.2	35	1.79	70
 948	FPD Computer Table with Raised Flat Panel Platform Printer and CPU Platform Overall Size: 28½"W x 26"D x 29½"H Metallic Gray, Powder Coated Steel Frame Finish: Anthracite-ANT, Medium Cherry-MEC	948ANT 948MEC	229.00	229.00	1	22	22	1.97	925
 950	Laptop Caddy Split Top Tilts for Ergonomic Use Height-Adjustable Steel Frame Overall Size: 29½"W x 20"D x 27-38"H Metallic Gray, Powder Coated Steel Frame Finish: Anthracite-ANT, Medium Cherry-MEC	950ANT 950MEC	229.00	229.00	1	19.4	20	0.95	70
 971	Mobile Arch Computer Desk Top Shelf for Laptop or Monitor Middle Shelf for Keyboard, Bottom Printer Shelf Overall Size: 31½"W x 34¼"D x 37"H Metallic Gray, Powder Coated Steel Frame Finish: Anthracite-ANT, Medium Cherry-MEC	971ANT 971MEC	282.00	282.00	1	41.8	53	5.19	100
 972	Vision Computer Desk Contemporary Glass inset Top Accessory Shelf - Mounts Left or Right side Overall Size: 47¼"W x 27"D x 34"H Metallic Gray, Powder Coated Steel Frame Finish: Anthracite-ANT, Medium Cherry-MEC Smoked Black Glass Inset with Anthracite Thermofoil Surface White Backed Clear Glass with Medium Cherry Thermofoil Surface	972ANT 972MEC	378.00	378.00	1	59.4	60	4.78	70
 973	Vision Glass Top Pedestal - Raised Glass Top One Box / One File Drawer Overall Size: 17¼"W x 18"D x 24"H Finish: Anthracite-ANT, Medium Cherry-MEC Smoked Black Glass with Anthracite Thermofoil Surface White Backed Clear Glass with Medium Cherry Thermofoil Surface	973ANT 973MEC	378.00	378.00	1	50.6	55	5.17	100

## Mood™ Standing-Height Desk, Storage Pedestal and Bookcase

 1904GR	Mood™ Standing-Height Desk with Rotating Work Surface Overall Size: 53¼"W x 21¼"D x 42¼"H Finish: Gray-GR	1904GR	359.00	359.00	1	58	58	4.31	110
 1906GR	Mood™ Storage Pedestal Two Drawers with Pull Out Letter-Size File Holder Overall Size: 17¼"W x 17¼"D x 30"H Finish: Gray-GR	1906GR	267.00	267.00	1	21	21	1.46	100
 1903GR	Mood™ Bookcase Four shelves for storage Wall anchors included for stability Overall Size: 31¼"W x 12"D x 59"H Finish: Gray-GR	1903GR	339.00	339.00	1	67.2	68	5.1	150

## Adjustable Computer Table

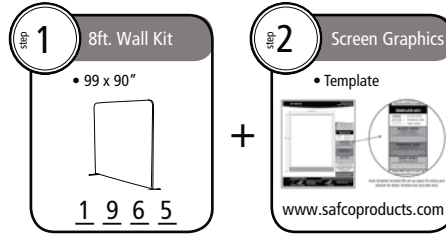
 8432SO	Adjustable Computer Table Overall Size: 32"W x 31"D x 50"H Finish: Gray-GRYBLK, Medium Cherry-MECBLK	8432SOGRYBLK 8432SOMECLBK	604.00	604.00	1	60	60	3.23	70
--	--	------------------------------	--------	--------	---	----	----	------	----

**PROP 65** These products are subject to California Proposition 65. Please visit the product detail page on our website for specific information.

Adapt™ Configurable Space Dividers

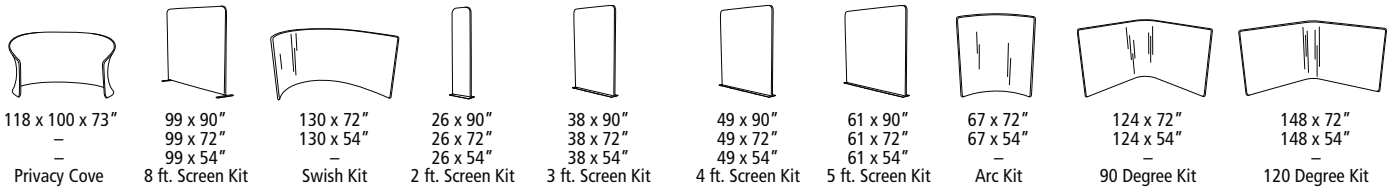
Example: Choose Space Divider Style and Graphics, go to Safo website for Graphics Template to complete order.

TO ORDER, PLEASE SPECIFY: **1 9 6 5 + Graphics**  
 Divider Graphics Template  
[www.safcoproducts.com](http://www.safcoproducts.com)



**CUSTOM ORDER SCREENS**  
 For Custom Order Screen options, please contact Safo Products Customer Care at 1-888-971-6225 or go to [www.safcoproducts.com](http://www.safcoproducts.com).

Adaptable™ Configureable Space Divider Styles




Model #	Description	Model #	List Price Ea.	Carton Price	Quantity Per Carton	Actual Weight	S-Parcel Billable Weight	Carton Cube	Freight Class
<b>Adapt™ Configurable Space Dividers</b>									
	<b>1937</b> Adapt™ Privacy Cove Kit, <b>Quick Ship</b> Specify Color: Charcoal-CH, Gray-GR	1937CH	2,239.00	2,239.00	1	32.6	45	4.05	200
		1937GR	2,239.00	2,239.00	1	32.6	45	4.05	200
	<b>1937</b> Adapt™ Privacy Cove Kit, <b>Custom</b>	1937	2,498.00	2,498.00	1	32.6	45	4.05	200
	<b>1946</b> Adapt™ Privacy Cove Frame	1946	1,026.00	1,026.00	1	22.4	45	4.02	200
	<b>1945</b> Adapt™ Privacy Cove Graphic Specify Color: Charcoal-CH, Gray-GR	1945CH	1,437.00	1,437.00	1	11.2	12	1.03	70
		1945GR	1,437.00	1,437.00	1	11.2	12	1.03	70
<b>1945</b> Adapt™ Privacy Cove Graphic, <b>Custom</b>	1945	1,650.00	1,650.00	1	11.2	12	1.03	70	
	<b>1965</b> Adapt™ 8 ft. Screen Kit, 90" H, <b>Quick Ship</b>	1965	1,577.00	1,577.00	1	22	24	2.22	70
	<b>2002</b> Adapt™ 8 ft. Screen Kit, 72" H, <b>Quick Ship</b>	2002	962.00	962.00	1	15	21	3.17	70
	<b>2003</b> Adapt™ 8 ft. Screen Kit, 54" H, <b>Quick Ship</b> Specify Color: Charcoal-CH, Gray-GR	2003	935.00	935.00	1	14	21	1.72	70
	<b>1965</b> Adapt™ 8 ft. Screen Kit, 90" H, <b>Custom</b>	1965	1,732.00	1,732.00	1	22	24	2.22	150
	<b>1965</b> Adapt™ 8 ft. Screen Kit, 72" H, <b>Custom</b>	1965	1,119.00	1,119.00	1	15	21	1.99	150
	<b>1965</b> Adapt™ 8 ft. Screen Kit, 54" H, <b>Custom</b>	1965	1,093.00	1,093.00	1	15	21	1.99	150
	<b>1965FR</b> Adapt™ 8 ft. Screen Frame, 90" H	1965FR	719.00	719.00	1	16.8	24	2.22	70
	<b>2002FR</b> Adapt™ 8 ft. Screen Frame, 72" H	2002FR	529.00	529.00	1	11	21	1.99	70
	<b>2003FR</b> Adapt™ 8 ft. Screen Frame, 54" H	2003FR	508.00	508.00	1	11	21	1.99	70
	<b>1965</b> Adapt™ 8 ft. Screen Graphic, 90" H	1965	1,577.00	1,577.00	1	6.3	11	1.01	70
	<b>2002SK</b> Adapt™ 8 ft. Screen Graphic, 72" H,	2002	962.00	962.00	1	4	10	1.05	70
	<b>2003SK</b> Adapt™ 8 ft. Screen Graphic, 54" H, Specify Color: Charcoal-SKCH, Gray-SKGR	2003	935.00	935.00	1	3	10	1.05	70
	<b>1965SK</b> Adapt™ 8 ft. Screen Graphic, 90" H, <b>Custom</b>	1965SK	1,172.00	1,172.00	1	6.3	11	1.01	150
	<b>1965SK</b> Adapt™ 8 ft. Screen Graphic, 72" H, <b>Custom</b>	1965SK	852.00	852.00	1	4	10	0.92	150
<b>1965SK</b> Adapt™ 8 ft. Screen Graphic, 54" H, <b>Custom</b>	1965SK	639.00	639.00	1	3	10	0.92	150	
	<b>1984</b> Adapt™ Swish Kit, 72" H, <b>Quick Ship</b>	1984	1,261.00	1,261.00	1	24	24	3.15	200
	<b>2004</b> Adapt™ Swish Kit, 54" H, <b>Quick Ship</b> Specify Color: Charcoal-CH, Gray-GR	2004	1,245.00	1,245.00	1	21	21	3.22	200
	<b>1984</b> Adapt™ Swish Kit, 72" H, <b>Custom</b>	1984	1,417.00	1,417.00	1	24	24	1.99	150
	<b>1984</b> Adapt™ Swish Kit, 54" H, <b>Custom</b>	1984	1,391.00	1,391.00	1	21	21	1.99	150
	<b>1984FR</b> Adapt™ Swish Frame, 72" H	1984FR	514.00	514.00	1	15	21	1.99	200
	<b>2004FR</b> Adapt™ Swish Frame, 54" H	2004FR	488.00	488.00	1	14.6	35	1.99	200
	<b>1984</b> Adapt™ Swish Graphic, 72" H	1984	1,261.00	1,261.00	1	9	10	1.05	70
	<b>2004</b> Adapt™ Swish Graphic, 54" H Specify Color: Charcoal-SKCH, Gray-SKGR	2004	1,245.00	1,245.00	1	7	10	1.05	70
	<b>1984SK</b> Adapt™ Swish Graphic, 72" H, <b>Custom</b>	1984SK	1,039.00	1,039.00	1	9	10	0.92	150
	<b>1984SK</b> Adapt™ Swish Graphic, 54" H, <b>Custom</b>	1984SK	986.00	986.00	1	9	10	0.92	150


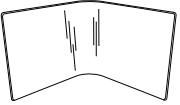
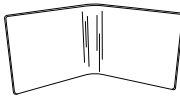
Office Suites  
Seating  
Tables  
Desks  
Meeting Essentials  
Personal Organization  
Ergonomics  
High Density Storage  
Storage & Filing  
Facilities  
Technology Furniture  
Art & Engineering

# Adapt™ Configurable Space Dividers

Office Suites  
Seating  
Tables  
Desks  
Meeting Essentials  
Personal Organization  
Ergonomics  
High Density Storage  
Storage & Filing  
Facilities  
Technology Furniture  
Art & Engineering

Model #	Description	Model #	List Price Ea.	List Carton Price	Quantity Per Carton	Actual Weight	S-Parcel Billable Weight	Carton Cube	Freight Class
<b>Adapt™ Configurable Space Dividers</b> 									
1986	Adapt™ 2 ft. Screen Kit, 90"H, <b>Quick Ship</b>	1986	428.00	428.00	1	16.7	17	1.06	70
2026	Adapt™ 2 ft. Screen Kit, 72"H, <b>Quick Ship</b>	2026	390.00	390.00	1	8	15	1.67	70
2027	Adapt™ 2 ft. Screen Kit, 54"H, <b>Quick Ship</b> Specify Color: Charcoal-CH, Gray-GR	2027	368.00	368.00	1	6	15	1.71	70
1986	Adapt™ 2 ft. Screen Kit, 90"H, <b>Custom</b>	1986	479.00	479.00	1	16.7	17	1.39	70
	Adapt™ 2 ft. Screen Kit, 72"H, <b>Custom</b>	1986	453.00	453.00	1	8	15	1.39	70
	Adapt™ 2 ft. Screen Kit, 54"H, <b>Custom</b>	1986	426.00	426.00	1	6	15	1.39	70
1986FR	Adapt™ 2 ft. Screen Frame, 90"H	1986FR	221.00	221.00	1	15.3	16	1.04	70
2026FR	Adapt™ 2 ft. Screen Frame, 72"H	2026FR	216.00	216.00	1	7	15	1.39	70
2027FR	Adapt™ 2 ft. Screen Frame, 54"H	2027FR	211.00	211.00	1	5	15	1.39	70
1986SK	Adapt™ 2 ft. Screen Graphic, 90"H	1986SK	257.00	257.00	1	2.4	11	1.01	70
2026SK	Adapt™ 2 ft. Screen Graphic, 72"H	2026SK	205.00	205.00	1	1	10	1.05	70
2027SK	Adapt™ 2 ft. Screen Graphic, 54"H Specify Color: Charcoal-SKCH, Gray-SKGR	2027SK	154.00	154.00	1	1	10	1.07	70
1986SK	Adapt™ 2 ft. Screen Graphic, 90"H, <b>Custom</b>	1986SK	320.00	320.00	1	2.4	11	1.01	70
	Adapt™ 2 ft. Screen Graphic, 72"H, <b>Custom</b>	1986SK	266.00	266.00	1	1.5	10	0.92	70
	Adapt™ 2 ft. Screen Graphic, 54"H, <b>Custom</b>	1986SK	213.00	213.00	1	1.5	10	0.92	70
1987	Adapt™ 3 ft. Screen Kit, 90"H, <b>Quick Ship</b>	1987	523.00	523.00	1	22.2	23	1.43	70
2033	Adapt™ 3 ft. Screen Kit, 72"H, <b>Quick Ship</b>	2033	486.00	486.00	1	9	15	2.34	70
2034	Adapt™ 3 ft. Screen Kit, 54"H, <b>Quick Ship</b> Specify Color: Charcoal-CH, Gray-GR	2034	465.00	465.00	1	7	15	1.66	70
1987	Adapt™ 3 ft. Screen Kit, 90"H, <b>Custom</b>	1987	586.00	586.00	1	22.2	23	1.43	70
	Adapt™ 3 ft. Screen Kit, 72"H, <b>Custom</b>	1987	560.00	560.00	1	9	15	1.39	70
	Adapt™ 3 ft. Screen Kit, 54"H, <b>Custom</b>	1987	533.00	533.00	1	7	15	1.39	70
1987FR	Adapt™ 3 ft. Screen Frame, 90"H	1987FR	282.00	282.00	1	20	20	1.43	70
2033FR	Adapt™ 3 ft. Screen Frame, 72"H	2033FR	467.00	467.00	1	9	15	1.39	70
2034FR	Adapt™ 3 ft. Screen Frame, 54"H	2034FR	252.00	252.00	1	6	15	1.39	70
1987SK	Adapt™ 3 ft. Screen Graphic, 90"H	1987	308.00	308.00	1	3	11	1.01	70
2033SK	Adapt™ 3 ft. Screen Graphic, 72"H	2033	267.00	267.00	1	2	10	1.07	70
2034SK	Adapt™ 3 ft. Screen Graphic, 54"H Specify Color: Charcoal-SKCH, Gray-SKGR	2034	216.00	216.00	1	1	10	1.05	70
1987SK	Adapt™ 3 ft. Screen Graphic, 90"H, <b>Custom</b>	1987SK	383.00	383.00	1	3	11	1.01	70
	Adapt™ 3 ft. Screen Graphic, 72"H, <b>Custom</b>	1987SK	330.00	330.00	1	2.5	10	0.92	70
	Adapt™ 3 ft. Screen Graphic, 54"H, <b>Custom</b>	1987SK	277.00	277.00	1	2.5	10	0.92	70
1988	Adapt™ 4 ft. Screen Kit, 90"H, <b>Quick Ship</b>	1988	668.00	668.00	1	27.8	28	1.83	70
2044	Adapt™ 4 ft. Screen Kit, 72"H, <b>Quick Ship</b>	2044	615.00	615.00	1	10	15	2.34	70
2045	Adapt™ 4 ft. Screen Kit, 54"H, <b>Quick Ship</b> Specify Color: Charcoal-CH, Gray-GR	2045	588.00	588.00	1	9	15	1.67	70
1988	Adapt™ 4 ft. Screen Kit, 90"H, <b>Custom</b>	1988	746.00	746.00	1	27.8	29	1.83	70
	Adapt™ 4 ft. Screen Kit, 72"H, <b>Custom</b>	1988	720.00	720.00	1	10	15	1.39	70
	Adapt™ 4 ft. Screen Kit, 54"H, <b>Custom</b>	1988	693.00	693.00	1	9	15	1.39	70
1988FR	Adapt™ 4 ft. Screen Frame, 90"H	1988FR	359.00	359.00	1	25.1	26	1.83	70
2044FR	Adapt™ 4 ft. Screen Frame, 72"H	2044FR	344.00	344.00	1	8	15	1.39	70
2045FR	Adapt™ 4 ft. Screen Frame, 54"H	2045FR	329.00	329.00	1	7	15	1.39	70
1988SK	Adapt™ 4 ft. Screen Graphic, 90"H	1988	411.00	411.00	1	3.7	11	1.01	70
2044SK	Adapt™ 4 ft. Screen Graphic, 72"H	2044	385.00	385.00	1	3.5	10	1.05	70
2045SK	Adapt™ 4 ft. Screen Graphic, 54"H Specify Color: Charcoal-SKCH, Gray-SKGR	2045	334.00	334.00	1	1.5	10	1.05	70
1988SK	Adapt™ 4 ft. Screen Graphic, 90"H, <b>Custom</b>	1988SK	507.00	507.00	1	3.7	11	1.01	70
	Adapt™ 4 ft. Screen Graphic, 72"H, <b>Custom</b>	1988SK	453.00	453.00	1	3.5	10	0.92	70
	Adapt™ 4 ft. Screen Graphic, 54"H, <b>Custom</b>	1988SK	400.00	400.00	1	1.5	10	0.92	70
1989	Adapt™ 5 ft. Screen Kit, 90"H, <b>Quick Ship</b>	1989	775.00	775.00	1	33.8	34	2.24	70
2028	Adapt™ 5 ft. Screen Kit, 72"H, <b>Quick Ship</b>	2028	748.00	748.00	1	11	15	1.72	70
2029	Adapt™ 5 ft. Screen Kit, 54"H, <b>Quick Ship</b> Specify Color: Charcoal-CH, Gray-GR	2029	721.00	721.00	1	9	15	1.66	70
1989	Adapt™ 5 ft. Screen Kit, 90"H, <b>Custom</b>	1989	879.00	879.00	1	33.8	35	2.24	70
	Adapt™ 5 ft. Screen Kit, 72"H, <b>Custom</b>	1989	852.00	852.00	1	11	15	1.39	70
	Adapt™ 5 ft. Screen Kit, 54"H, <b>Custom</b>	1989	826.00	826.00	1	9	15	1.39	70
1989FR	Adapt™ 5 ft. Screen Frame, 90"H	1989FR	411.00	411.00	1	30.6	31	2.34	70
2028FR	Adapt™ 5 ft. Screen Frame, 72"H	2028FR	395.00	395.00	1	8	15	1.39	70
2029FR	Adapt™ 5 ft. Screen Frame, 54"H	2029FR	380.00	380.00	1	7	15	1.39	70
1989SK	Adapt™ 5 ft. Screen Graphic, 90"H	1989	462.00	462.00	1	4.3	11	1.01	70
2028SK	Adapt™ 5 ft. Screen Graphic, 72"H	2028	411.00	411.00	1	3	10	1.05	70
2029SK	Adapt™ 5 ft. Screen Graphic, 54"H Specify Color: Charcoal-SKCH, Gray-SKGR	2029	359.00	359.00	1	2	10	1.05	70
1989SK	Adapt™ 5 ft. Screen Graphic, 90"H, <b>Custom</b>	1989SK	586.00	586.00	1	4.3	6	1.01	70
	Adapt™ 5 ft. Screen Graphic, 72"H, <b>Custom</b>	1989SK	533.00	533.00	1	2.5	10	0.92	70
	Adapt™ 5 ft. Screen Graphic, 54"H, <b>Custom</b>	1989SK	479.00	479.00	1	2	10	0.92	70
1994	Adapt™ Arc Kit, 72"H, <b>Quick Ship</b>	1994	876.00	876.00	1	16	16	2.34	200
2032	Adapt™ Arc Kit, 54"H, <b>Quick Ship</b> Specify Color: Charcoal-CH, Gray-GR	2032	849.00	849.00	1	12	15	1.67	200
1994	Adapt™ Arc Kit, 72"H, <b>Custom</b>	1994	980.00	980.00	1	16	16	1.99	200
	Adapt™ Arc Kit, 54"H, <b>Custom</b>	1994	953.00	953.00	1	12	15	1.99	200
1994FR	Adapt™ Arc Frame, 72"H	1994FR	349.00	349.00	1	11	15	1.39	200
2032FR	Adapt™ Arc Frame, 54"H	2032FR	339.00	339.00	1	8	15	1.39	200
1994SK	Adapt™ Arc Graphic, 72"H	1994	606.00	606.00	1	5	10	1.05	200
2032SK	Adapt™ Arc Graphic, 54"H Specify Color: Charcoal-SKCH, Gray-SKGR	2032	478.00	478.00	1	3	10	1.07	70
1994SK	Adapt™ Arc Graphic, 72"H, <b>Custom</b>	1994SK	708.00	708.00	1	5	10	0.92	200
	Adapt™ Arc Graphic, 54"H, <b>Custom</b>	1994SK	655.00	655.00	1	3	10	0.92	200

# Adapt™ Configurable Space Dividers

Model #	Description	Model #	List Price Ea.	List Carton Price	Quantity Per Carton	Actual Weight	S-Parcel Billable Weight	Carton Cube	Freight Class	
<b>Adapt™ Configurable Space Dividers</b> 										
1995	Adapt™ 90° Kit, 72"H, <b>Quick Ship</b>	1995	1,549.00	1,549.00	1	24	24	3.24	200	
2006	Adapt™ 90° Kit, 54"H, <b>Quick Ship</b> Specify Color: Charcoal-CH, Gray-GR	2006	1,522.00	1,522.00	1	20	21	4.12	200	
	1995	Adapt™ 90° Kit, 72"H, <b>Custom</b>	1,705.00	1,705.00	1	21	21	1.99	200	
	1995	Adapt™ 90° Kit, 54"H, <b>Custom</b>	1,679.00	1,679.00	1	20	21	1.99	200	
	1995FR	Adapt™ 90° Frame, 72"H	693.00	693.00	1	16	21	1.99	200	
	2006FR	Adapt™ 90° Frame, 54"H	668.00	668.00	1	14	21	1.99	200	
	1995SK	Adapt™ 90° Graphic, 72"H	950.00	950.00	1	7	10	1.05	70	
	2006SK	Adapt™ 90° Graphic, 54"H Specify Color: Charcoal-SKCH, Gray-SKGR	899.00	899.00	1	6	10	1.05	70	
	1995SK	Adapt™ 90° Graphic, 72"H, <b>Custom</b>	1,146.00	1,146.00	1	7	10	0.92	200	
	1995SK	Adapt™ 90° Graphic, 54"H, <b>Custom</b>	1,093.00	1,093.00	1	6	10	0.92	200	
	1999	Adapt™ 120° Kit, 72"H, <b>Quick Ship</b>	1999	1,604.00	1,604.00	1	27	27	4.09	200
	2009	Adapt™ 120° Kit, 54"H, <b>Quick Ship</b> Specify Color: Charcoal-CH, Gray-GR	2009	1,577.00	1,577.00	1	22	22	3.17	200
	1999	Adapt™ 120° Kit, 72"H, <b>Custom</b>	1,758.00	1,758.00	1	27	27	1.99	150	
	1999	Adapt™ 120° Kit, 54"H, <b>Custom</b>	1,732.00	1,732.00	1	22	22	1.99	150	
	1999FR	Adapt™ 120° Frame, 72"H	745.00	745.00	1	19	21	1.99	200	
	2009FR	Adapt™ 120° Frame, 54"H	719.00	719.00	1	16	21	1.99	200	
	1999SK	Adapt™ 120° Graphic, 72"H	1,001.00	1,001.00	1	8	10	1.05	70	
	2009SK	Adapt™ 120° Graphic, 54"H Specify Color: Charcoal-SKCH, Gray-SKGR	976.00	976.00	1	6	10	1.05	70	
	1999SK	Adapt™ 120° Graphic, 72"H, <b>Custom</b>	1,199.00	1,199.00	1	8	10	0.92	150	
	1999SK	Adapt™ 120° Graphic, 54"H, <b>Custom</b>	1,172.00	1,172.00	1	6	10	0.92	150	
	2046	Adapt™ Clear 90° Clip 6/Pk	2046	73.00	73.00	6	1	2	0.17	250

Office Suites

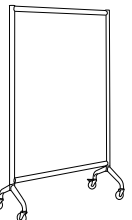
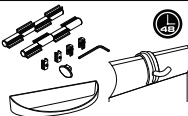
Seating

Tables

Desks

Meeting Essentials

## Rumba™ Collaboration Screens

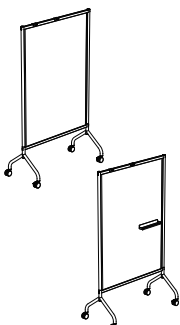


<b>Rumba™ Screen - Full Whiteboard</b>										
	2014WBS	Rumba™ Screen 36"W x 54"H Full Whiteboard Screen Overall Size: 36"W x 16"D x 54"H	2014WBS	764.00	764.00	1	31	LTL	5.47	70
	2015WBS	Rumba™ Screen 42"W x 54"H Full Whiteboard Screen Overall Size: 42"W x 16"D x 54"H	2015WBS	803.00	803.00	1	38	LTL	6.3	70
	2016WBS	Rumba™ Screen 36"W x 66"H Full Whiteboard Screen Overall Size: 36"W x 16"D x 66"H	2016WBS	797.00	797.00	1	45	LTL	5.76	70
	2017WBS	Rumba™ Screen 42"W x 66"H Full Whiteboard Screen Overall Size: 42"W x 16"D x 66"H	2017WBS	842.00	842.00	1	41	LTL	6.69	70
	2005SL	Rumba™ Connector Hinge	2005SL	39.00	39.00	1	1	1	0.02	70
	2007GR	Rumba™ Screen Tablet Hooks	2007GR	12.00	24.00	2	2	2	0.02	60
	2008GR	Rumba™ Screen Eraser Tray	2008GR	31.00	31.00	1	1	1	0.08	100

Personal Organization

Ergonomics

High Density Storage

## Impromptu® Collaboration Screens

<b>Impromptu® Collaboration Screens</b>										
	8510	Impromptu® Full Polycarbonate Screen, 42"W x 72"H Translucent Polycarbonate Mobile on Four Casters (Two Locking) Includes: Accessory Hooks. Overall Size: 42"W x 21 1/2"D x 72"H <b>Finish:</b> Black-BL, Metallic Gray-GR	8510BL 8510GR	554.00	554.00	1	34	LTL	5.23	70
	8511	Impromptu® Full Whiteboard Screen, 42"W x 72"H Magnetic Whiteboard Mobile on Four Casters (Two Locking) Includes Accessory Hooks & Magnetic Accessory Tray Overall Size: 42"W x 21 1/2"D x 72"H <b>Finish:</b> Black-BL, Metallic Gray-GR	8511BL 8511GR	576.00	576.00	1	51	LTL	6.15	70
	3611BL	Onyx™ Mesh Marker Holder with Shelf Overall Size: 5 1/4"W x 2 1/2"D x 5 1/4"H <b>Finish:</b> Black-BL	3611BL	29.00	29.00	1	1	2	0.08	150
	3612BL	Onyx™ Mesh Marker Organizer with Basket Overall Size: 8"W x 3"D x 3 1/4"H <b>Finish:</b> Black-BL	3612BL	30.00	30.00	1	1.2	2	0.1	150

Storage &amp; Filing

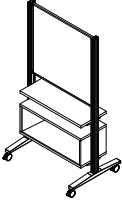


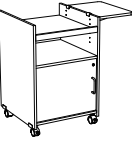




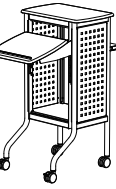
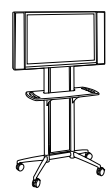
Facilities

Technology Furniture

Art &amp; Engineering



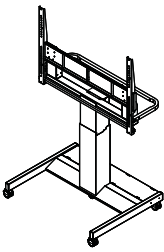
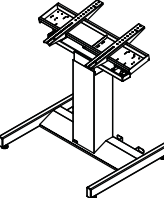
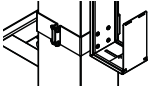

# Mobile Wall, Multimedia & AV Carts

Model #	Description	Model #	List Price Ea.	List Carton Price	Quantity Per Carton	Actual Weight	S-Parcel Billable Weight	Carton Cube	Freight Class
	<b>Keep™ Mobile Wall</b> <b>KM1W</b> Keep™ Mobile Wall, 39"W x 74½"H Dual Sided Dry Erase Board 36"W x 36"H Mobile on Four Casters (Two Locking) Open Cabinet Overall Size: 39"W x 28½"D x 74½"H <b>Finish:</b> Shelf: Designer White, Tech Silver Frame	KM1W	2,526.00	2,526.00	-	-	-	-	-
	<b>Scoot™ Flat Panel Multimedia Carts</b> <b>8940BL</b> Scoot™ Open Flat Panel Multimedia Cart Holds up to 42" monitor UL approved electrical assembly with surge protector Overall Size: 39½"W x 27"D x 68"H <b>Finish:</b> Black-BL	8940BL	884.00	884.00	1	121	LTL	7.07	85
	<b>8941BL</b> Scoot™ Flat Panel Multimedia Cart Holds up to 42" monitor Locking steel ventilated cabinet UL approved electrical assembly with surge protector Overall Size: 39½"W x 27"D x 68"H <b>Finish:</b> Black-BL	8941BL	1,059.00	1,059.00	1	146	LTL	8.62	85
	<b>AV Projector Stand</b> <b>8927BL</b> AV Projector Stand 18½"W x 19"D Projector Shelf, Height-Adjustable in 1" Increments from 20" - 29" Removable Document Shelf: 12"W x 17"D Overall Size: 19½"W x 20½"D x 30"H <b>Finish:</b> Black-BL	8927BL	298.00	298.00	1	62	62	2.15	85
	<b>Multimedia Cart</b> <b>8929BL</b> Multimedia Projector Cart Three 24½ x 18½" Shelves Four Casters (Two Locking) Overall Size: 27½"W x 18½"D x 34½"H <b>Finish:</b> Black-BL	8929BL	372.00	372.00	1	31	34	2.96	925
	<b>Steel AV Height-Adjustable Cart</b> <b>8932BL</b> Steel Height-Adjustable Cart Holds up to 20" monitor; six outlet UL approved mini surge protector with power switch Three shelves, adjustable in 2" increments 28" - 36"H Overall Size: 27½"W x 18½"D x 28½" - 36½"H <b>Finish:</b> Black-BL	8932BL	409.00	409.00	1	58	58	2.34	85
	<b>Plastic AV Height-Adjustable Cart</b> <b>8933BL</b> Plastic AV Height-Adjustable Cart Holds up to 20" monitor; three outlet UL approved mini surge protector with power switch Overall Size: 27½"W x 18½"D x 25½" - 42"H <b>Finish:</b> Black-BL	8933BL	309.00	309.00	1	27	31	2.72	100
	<b>Steel Adjustable AV Cart with Cabinet</b> <b>8943BL</b> Steel Adjustable AV Cart with Cabinet Holds up to 20" monitor; three outlet UL approved mini surge protector with power switch Adjustable in 2" increments 26" - 42"H Overall Size: 26½"W x 20½"D x 26" - 42"H <b>Finish:</b> Black-BL	8943BL	698.00	698.00	1	88	88	4.5	85
	<b>Scoot™ Presentation Cart</b> <b>8945BL</b> Scoot™ Presentation Cart Shelves Adjust in 2¼" Increments 4 Positions (24½" - 32½") Overall Size: 21½"W x 30½"D x 40½"H <b>Finish:</b> Black-BL	8945BL	390.00	390.00	1	50	50	4.63	85
	<b>Impromptu® Flat Panel TV Carts</b> <b>8926</b> Impromptu® Flat Panel TV Cart Holds up to 55" Monitor Overall Size: 38"W x 20"D x 65½"H <b>Finish:</b> Black-BL	8926BL	904.00	904.00	1	47	76	6.84	85

**PROP 65** These products are subject to California Proposition 65. Please visit the product detail page on our website for specific information.

Office Suites  
Seating  
Tables  
Desks  
Meeting Essentials  
Personal Organization  
Ergonomics  
High Density Storage  
Storage & Filing  
Facilities  
Technology Furniture  
Art & Engineering

# Height-Adjustable Media/Design Centers

Model #	Description	Model #	List Price Ea.	List Carton Price	Quantity Per Carton	Actual Weight	S-Parcel Billable Weight	Carton Cube	Freight Class
	<b>Height-Adjustable Mobile Vertical Media Center</b> <b>HAMMC</b> Height-Adjustable Mobile Vertical Media Center Max. weight load 150 lbs. Starting Height/ Vertical Orientation 46" ** Full Height/Vertical Orientation 64" ** Screen Mounting Pattern Accommodated 400 x 400; 600 x 400 5 Outlet Powerstrip mounted to base Cable Management Bracket Overall Base Dimensions: 35"W x 29"D x 7"H Finish: Black-BL	HAMMC	6,051.00	6,051.00	1	00	00	0.0	000
	<b>Height-Adjustable Design/Media Center</b> <b>HADC</b> Height-Adjustable Design/Media Center Vertical to Horizontal Electric Tilt option standard Max. weight load 150 lbs. Starting Height/ Vertical Orientation 32.5"*** Full Height/Vertical Orientation 50.5"*** Starting Hgt/ Horizontal Orientation 33.5"**** Full Height/Horizontal Orientation 51.5"**** Screen Mounting Pattern Accommodated 400 x 400; 600 x 400* 5 Outlet Powerstrip mounted to base Cable Management Bracket Optional Caster Kit available Overall Base Dimensions: 35"W x 29"D x 4"H Finish: Black-BL	HADC	7,285.00	7,285.00	1	00	00	0.0	000
	<b>Accessories</b> <b>HAPC</b> PC Holder Bracket and Expandable PC holder Expands from 3" to 7 1/2"	HAPC	365.00	365.00	1	25	25	0.00	000
	<b>HACK</b> Caster Kit - four 3" Locking Casters	HACK	168.00	168.00	1	0	0	0.00	000

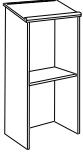

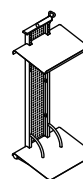
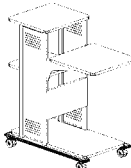
\* Recommend use of commercial grade screens for tilt version to avoid overheating when screen is in horizontal position.  
 \*\* Approximate dimensions measured to the center of the screen. This can vary depending on location of VESA pattern in relation to the screen.  
 \*\*\* Dimension does not include screen thickness.  
 \*\*\*\* Brackets may show if screen is smaller than 40"; varies with VESA pattern location.

## Presentation Stands & Lecterns

	<b>Impromptu® Lectern</b> <b>8912</b> Impromptu® Lectern Steel Frame & Translucent Polycarbonate Panel Top Surface: 20"W x 16"D Overall Size: 26 1/2"W x 18 1/2"D x 46 1/2"H Finish: Black-BL, Metallic Gray-GR	8912BL 8912GR	535.00	535.00	1	33	34	3.2	110
	<b>Executive Mobile Lectern</b> <b>8918</b> Executive Mobile Lectern Large 23 3/4"W x 20"D Reading Surface Upper Shelf Adjusts in 2 1/2" Increments Overall Size: 25 1/2"W x 19 1/2"D x 46"H Finish: Cherry-CY, Medium Oak-MO, Mahogany-MH	8918CY 8918MO 8918MH	801.00	801.00	1	96	96	3.39	110
	<b>Executive Presentation Stand</b> <b>8919</b> Executive Presentation Stand Large 28"W x 18 1/2"D Presentation Surface 2 1/2"H containment lip Overall Size: 29 1/2"W x 20 1/2"D x 40 1/2"H Finish: Cherry-CY, Mahogany-MH	8919CY 8919MH	713.00	713.00	1	136	LTL	4.68	110
	<b>Tabletop Lectern &amp; Lectern/Media Cart</b> <b>8916</b> Tabletop Lectern 19"W x 13"D Recessed Area Overall Size: 24"W x 20"D x 13 1/4"H Finish: Cherry-CY, Medium Oak-MO, Mahogany-MH	8916CY 8916MO 8916MH	203.00	203.00	1	30	30	1.0	110
	<b>8917</b> Lectern Base/Media Cart 19 1/2"W x 15 1/4"D Shelf Overall Size: 21 1/4"W x 17 1/2"D x 33 3/4"H Finish: Cherry-CY, Medium Oak-MO, Mahogany-MH	8917CY 8917MO 8917MH	332.00	332.00	1	40	40	1.7	110
	<b>Scoot™ Multi-Purpose Lectern</b> <b>8922BL</b> Scoot™ Multi-Purpose Lectern Two swivel cup holders Platform folds down for flat surface Overall Size: 28 3/4"W x 22"D x 49 1/4"H Finish: Black-BL	8922BL	631.00	631.00	1	85	85	4.17	70

Office Suites  
Seating  
Tables  
Desks  
Meeting Essentials  
Personal Organization  
Ergonomics  
High Density Storage  
Storage & Filing  
Facilities  
Technology Furniture  
Art & Engineering

# Presentation Stands & Lecterns

Model #	Description	Model #	List Price Ea.	List Carton Price	Quantity Per Carton	Actual Weight	S-Parcel Billable Weight	Carton Cube	Freight Class
	<b>Stand-Up Lectern</b> <b>8915</b> Stand-Up Lectern 23"W x 15½"D Reading Surface Slopes at 15° Angle Overall Size: 23"W x 15½"D x 46"H Finish: Cherry-CY, Medium Oak-MO, Mahogany-MH	8915CY 8915MO 8915MH	381.00	381.00	1	52	52	2.06	110
	<b>Adjustable Speaker Stand</b> <b>8921</b> Adjustable Speaker Stand 20"W x 16"D Reading Platform Tilts from 0° - 70° Podium height manually adjusts from 30" - 44" Overall Size: 21"W x 21"D x 29½" - 46"H Finish: Medium Oak-MO, Mahogany-MH	8921MO 8921MH	169.00	169.00	1	14	14	0.88	110
	<b>Peripherals Lighted Lectern</b> <b>1050LT</b> Stand-Up Lectern 23"W x 15½"D Reading Surface Slopes at 25° Angle Platform adjusts in 1" increments from 33" - 47" Overall Size: 23"W x 15½"D x 46"H Finish: Black-BLK, Silver-SLV	1050LTBLK 1050LTSLV	345.00	345.00	1	26.4	27	2.56	110
	<b>Presentation Stand</b> <b>1010PC</b> Presentation Stand Standing Presentation Height is 38½"H Front Surface Adjustable to Three Positions Overall Size: 18½"W x 36"D x 38½"H Finish: Black frame with reversible Anthracite/Folkstone Surfaces - ANTFLK	1010PCANTFLK	718.00	718.00	1	44	LTL	2.71	110




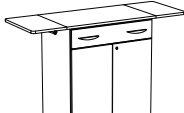
# Onyx™ Break Room Organizers

	<b>Onyx™ Break Room Organizers</b> <b>3274BL</b> Onyx™ Break Room Organizer - 1 Drawer 12½"W x 11¼"D x 3¾"H Finish: Black-BL	3274BL	47.00	47.00	1	5	5	0.35	85
	<b>3275BL</b> Onyx™ Break Room Organizer - 3 Drawer 11½"W x 8¼"D x 8¼"H Finish: Black-BL	3275BL	71.00	71.00	1	7	7	0.55	85
	<b>3276BL</b> Onyx™ Stand-Up Break Room Organizer 8¼"W x 11½"D x 10½"H Finish: Black-BL	3276BL	37.00	37.00	1	3	3	0.25	925
	<b>3290BL</b> Onyx™ Mesh Tower Break Room Organizer 6"W x 6"D x 18"H Finish: Black-BL	3290BL	63.00	63.00	1	3	6	0.51	150
	<b>3291BL</b> Onyx™ Mesh Condiment Carton 16"W x 8½"D x 5¼"H Finish: Black-BL	3291BL	63.00	63.00	1	3	7	0.55	125
	<b>3292BL</b> Onyx™ Mesh Cup & Lid Holder 12¾"W x 4½"D x 13¾"H Finish: Black-BL	3292BL	86.00	86.00	1	3	8	0.6	150
	<b>3293BL</b> Onyx™ Mesh Break Room Organizer 14¾"W x 11¼"D x 15"H Finish: Black-BL	3293BL	109.00	109.00	1	6	19	1.72	250






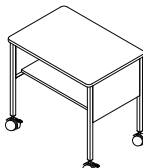
**PROP 65** These products are subject to California Proposition 65. Please visit the product detail page on our website for specific information.

Office Suites  
Seating  
Tables  
Desks  
Meeting Essentials  
Personal Organization  
Ergonomics  
High Density Storage  
Storage & Filing  
Facilities  
Technology Furniture  
Art & Engineering

## Hospitality – Wood Refreshment Carts

Model #	Description	Model #	List Price Ea.	List Carton Price	Quantity Per Carton	Actual Weight	S-Parcel Billable Weight	Carton Cube	Freight Class
	<b>Wood Refreshment Centers</b> <b>1852</b> Deluxe Mobile Stand Pullout Drawer Measures 27½"W x 17¼"D x 5"H 28½"W x 18¼"D Compartment Adjusts in 1¼" increments Overall Size: 30"W x 20½"D x 36¼"H Finish: Cherry-CY, Gray-GR, Mahogany-MH	1852CY 1852GR 1852MH	720.00	720.00	1	109	109	3.77	70
	<b>8953</b> Mobile Refreshment Cart Large 21½"W x 17"D Heat-Resistant Countertop: 1¼" Raised Lip Overall Size: 23"W x 18"D x 31"H Finish: Gray-GR, Mahogany-MH	8953GR 8953MH	347.00	347.00	1	67	68	2.76	100
	<b>8954GR</b> Mobile Refreshment Cart/Machine Stand Overall Size: 23"W x 18¼"D x 31"H Surface Top: 21½"W x 17"D with a 1¼" Lip One Fixed Interior Shelf: 21"W x 16¼"D Four 2" Casters (two locking) Finish: Gray-GR	8954GR	403.00	403.00	1	77	78	2.74	100
	<b>8962</b> Hospitality Service Cart Serving Area: 32½"W x 20½"D with Two Drop Leaves to Expand to 56"W Overall Size: 32½" - 56¼"W x 20½"D x 38¼"H Finish: Mahogany-MH, Cherry-CY	8962MH 8962CY	761.00	761.00	1	143	143	5.75	100










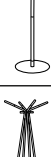
## Hospitality – Steel Refreshment Carts

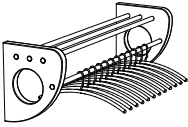
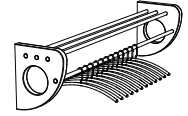

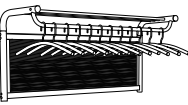
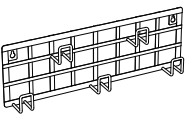

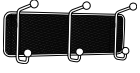
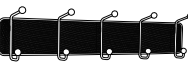
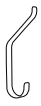


	<b>Refreshment Stand</b> <b>8963BL</b> Refreshment Cart Large Melamine Top: 29¼"W x 20½"D Overall Size: 29¼"W x 22¼"D x 33¼"H Finish: Black-BL	8963BL	593.00	593.00	1	92	92	3.87	100
	<b>Mobile Refreshment Cart</b> <b>8964BL</b> Mobile Refreshment Cart Melamine Top: 33¾"W x 21¼"D with 1½"H Wire Rails Mobile on 3½" Casters (two locking) Overall Size: 33¾"W x 21¼"D x 43"H Finish: Black-BL	8964BL	561.00	561.00	1	92	LTL	5.86	100
	<b>Folding Office/Refreshment Cart</b> <b>8965BL</b> Folding Refreshment Cart Shelves have 30 lb. Weight Capacity Overall Size: 26"W x 15"D x 30"H Finish: Black-BL	8965BL	260.00	260.00	1	21	21	1.71	100
	<b>Impromptu® Mobile Refreshment Cart</b> <b>8966</b> Impromptu® Mobile Refreshment Cart Laminate Top: 34"W x 17"D with Rails Mobile on Four Casters (two locking) Overall Size: 34"W x 21¼"D x 36¼"H Finish: Black-BL, Metallic Gray-GR	8966BL 8966GR	722.00	722.00	1	64	64	4.24	100
	<b>8967</b> Impromptu® Beverage Cart Laminate Top: 34"W x 17"D with Rails Mobile on Four Casters (two locking) Overall Size: 34"W x 19¼"D x 36¼"H Finish: Black-BL, Metallic Gray-GR	8967BL 8967GR	576.00	576.00	1	55	55	4.27	100
	<b>2140CA</b> Hospitality Cart Overall Size: 30"W x 21"D x 26½"H Finish: Anthracite/Metallic Gray-ANT, Gray Thermofoil with Dove Gray Paint-GRY	2140CAANTGRY 2140CAGRYGRY	317.00	317.00	1	39	39	1.31	70

Office Suites  
Seating  
Tables  
Desks  
Meeting Essentials  
Personal Organization  
Ergonomics  
High Density Storage  
Storage & Filing  
Facilities  
Technology Furniture  
Art & Engineering


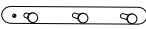
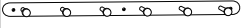


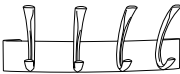

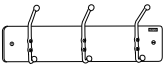
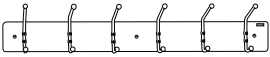
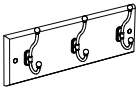
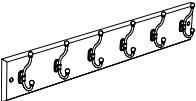
# Coat Racks

Office Suites  
Seating  
Tables  
Desks  
Meeting Essentials  
Personal Organization  
Ergonomics  
High Density Storage  
Storage & Filing  
Facilities  
Technology Furniture  
Art & Engineering

Model #	Description	Model #	List Price Ea.	List Carton Price	Quantity Per Carton	Actual Weight	S-Parcel Billable Weight	Carton Cube	Freight Class
	<b>Wood Coat Racks</b> <b>4193</b> Wood Coat Rack, 8 Hook 15" Dia. Base x 69"H <b>Finish:</b> Cherry-CY, Mahogany-MH	4193CY 4193MH	179.00	179.00	1	14	14	0.64	85
	<b>Nail Head Coat Rack</b> <b>4191NC</b> Spiral Nail Head Coat Rack, 8 Hook 15" Dia. Base x 67"H	4191NC	165.00	165.00	1	17	17	0.83	85
	<b>4192NC</b> Nail Head Coat Rack, 6 Hanger 15" Dia. Base x 67"H	4192NC	201.00	201.00	1	20	20	0.83	85
	<b>Coat Racks</b> <b>4163</b> Coat Rack Four Double Hook 21" Dia. Base x 70"H <b>Finish:</b> Black-BL, Chrome-CR	4163BL 4163CR	105.00	105.00	1	9	9	0.43	70
	<b>4168</b> Coat Rack with Umbrella Stand 21" Dia. Base x 70"H <b>Finish:</b> Black-BL, Chrome-CR	4168BL 4168CR	137.00	137.00	1	12	17	1.29	85
	<b>Six Hook Coat Rack</b> <b>4215BL</b> Coat Rack 6 Hook Sturdy 20 1/2" Tripod Base 20 1/2"W x 17 1/2"D x 70 1/2"H <b>Finish:</b> Black-BL	4215BL	121.00	121.00	1	6	6	0.44	85
	<b>Mode™ Wood Coat Rack with Umbrella Stand</b> <b>4214</b> Mode™ Wood Coat Rack with Umbrella Stand, 9 Hook 14 1/2"W x 14 1/2"D x 68 1/2"H <b>Finish:</b> Black-BL, Cherry-CY, Mahogany-MH	4214BL 4214CY 4214MH	232.00	232.00	1	15	15	1.37	85
	<b>Bamboo Coat Rack</b> <b>4611</b> Bamboo Coat Rack, 8 Hook 20"W x 20"D x 69 1/2"H <b>Finish:</b> Cherry-CY, Natural-NA	4611CY 4611NA	288.00	288.00	1	12	13	1.29	85
	<b>Hook Head Coat Racks</b> <b>4241BL</b> Hook Head Coat Rack, 8 Hook 15" Dia. Base x 67"H <b>Finish:</b> Black-BL	4241BL	109.00	109.00	1	18	18	0.83	100
	<b>Family Coat Rack</b> <b>4256</b> Family Coat Rack, 8 Hook 16 1/2" Dia. Base x 72 1/2"H <b>Finish:</b> Black-BL, Charcoal-CH, Cream-CRM	4256BL 4256CH 4256CRM	163.00	163.00	1	13	15	1.42	100



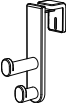
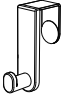
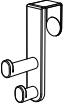
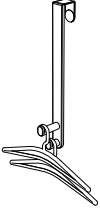
Model #	Description	Model #	List Price Ea.*	List Carton Price	Quantity Per Carton	Actual Weight	S-Parcel Billable Weight	Carton Cube	Freight Class
<b>Mode™ Wood Wall Coat Rack with Hangers</b>									
	<b>4212</b> Mode™ Wood Wall 12 Hanger Coat Rack 37½"W x 17½"D x 13"H Finish: Black-BL, Mahogany-MH	4212BL 4212MH	204.00	204.00	1	14	14	0.92	100
	<b>4213</b> Mode™ Wood Wall 12 Hanger Coat Rack 49½"W x 17½"D x 13"H Finish: Black-BL, Mahogany-MH	4213BL 4213MH	225.00	225.00	1	15	15	1.2	100
<b>Shelf Rack with Hangers</b>									
	<b>4164</b> 48" Shelf Rack with Hangers 12 Non-Removable Hangers 49"W x 14"D x 19"H	4164	144.00	144.00	1	12	12	0.94	100
	<b>4165</b> Extra Wire Hangers (set of 12) 17"W x 8"D x ½"H	4165	58.00	58.00	1 Set	3	4	0.17	100
<b>Impromptu® Garment Rack</b>									
	<b>4601</b> Impromptu® Garment Rack with 12 Hangers 40¼"W x 29¼"D x 58¼"H Finish: Black-BL, Silver-GR	4601BL 4601GR	514.00	514.00	1	40	41	1.84	85
	<b>4603</b> Impromptu® Garment Hangers (Set of 12) Finish: Black-BL, Silver-GR * Only available to order by Carton.	4603BL 4603GR	109.00	654.00	6 Sets	31	37	3.39	100
	<b>4604</b> Impromptu® Coat Wall Rack with 12 Hangers 40¼"W x 29¼"D x 18½"H Finish: Black-BL, Silver-GR	4604BL 4604GR	291.00	291.00	1	26	26	143	100
<b>Grid Coat Racks</b>									
	<b>4663BL</b> Coat Rack Grid 5 Hook 21½"W x 2¼"D x 6¼"H Finish: Black-BL	4663BL	31.00	31.00	1	2	4	0.27	100
<b>Onyx™ Mesh Wall Racks</b>									
	<b>6401BL</b> Onyx™ Mesh Wall Rack - 2 Hook 8¼"W x 3"D x 5½"H Finish: Black-BL * Only available to order by Carton.	6401BL	14.00	84.00	6	7	10	0.89	100
	<b>6402BL</b> Onyx™ Mesh Wall Rack - 3 Hook 14¼"W x 3"D x 5½"H Finish: Black-BL * Only available to order by Carton.	6402BL	20.00	120.00	6	10	16	1.39	100
	<b>6403BL</b> Onyx™ Mesh Wall Rack - 5 Hook 26¼"W x 3"D x 5½"H Finish: Black-BL * Only available to order by Carton.	6403BL	33.00	198.00	6	16	27	2.45	100
	<b>6410</b> Magnetic Coat Hook 1"W x 3"D x 9"H Finishes: Black-BL, Silver-SL * Only available to order by Carton.	6410BL 6410SL	17.00	204.00	12	7	7	0.39	100
<b>Family Coat Wall Racks</b>									
	<b>4255</b> Family Coat Rack 3 Hook 18½"W x 5¼"D x 7¼"H Finish: Black-BL, Charcoal-CH, Cream-CRM	4255BL 4255CH 4255CRM	92.00	92.00	1	10	10	0.18	100
	<b>4257</b> Family Coat Rack 6 Hook 42½"W x 5¼"D x 7¼"H Finish: Black-BL, Charcoal-CH, Cream-CRM	4257BL 4257CH 4257CRM	139.00	139.00	1	16	16	0.4	100

# Coat Hooks

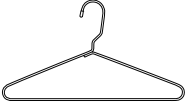



Model #	Description	Model #	List Price Ea.*	List Carton Price	Quantity Per Carton	Actual Weight	S-Parcel Billable Weight	Carton Cube	Freight Class
<b>Nail Head Coat Hooks</b>									
 4200	Nail Head Coat Hook - 2 Hook 12"W x 2 3/4"D x 2"H * Only available to order by Carton.	4200	40.00	480.00	12	10	10	0.62	100
 4201	Nail Head Coat Hook - 3 Hook 18"W x 2 3/4"D x 2"H * Only available to order by Carton.	4201	58.00	696.00	12	15	15	0.71	100
 4202	Nail Head Coat Hook - 6 Hook 36"W x 2 3/4"D x 2"H * Only available to order by Carton.	4202	109.00	654.00	6	15	15	0.73	100
<b>Metal Coat Racks</b>									
 4203SL	Metal Coat Rack - 2 Hook 7"W x 4 1/2"D x 5 1/4"H Finish: Silver-SL * Only available to order by Carton.	4203SL	25.00	150.00	6	5	6	0.25	100
 4204SL	Metal Coat Rack - 3 Hook 10 3/4"W x 4 1/2"D x 5 1/4"H Finish: Silver-SL * Only available to order by Carton.	4204SL	33.00	198.00	6	6	6	0.36	100
 4205SL	Metal Coat Rack - 4 Hook 14 1/4"W x 4 1/2"D x 5 1/4"H Finish: Silver-SL * Only available to order by Carton.	4205SL	38.00	228.00	6	9	9	0.4	100
<b>Wall Rack Coat Hooks</b>									
 4160	Wall Rack - 2 Hook 6 1/2"W x 3"D x 7"H Finish: Chrome * Only available to order by Carton.	4160	15.00	180.00	12	10	10	0.31	70
 4161	Wall Rack - 3 Hook 18"W x 3 3/4"D x 7"H Finish: Satin Aluminum * Only available to order by Carton.	4161	41.00	492.00	12	26	26	0.63	70
 4162	Wall Rack - 6 Hook 36"W x 3 3/4"D x 7"H Finish: Satin Aluminum * Only available to order by Carton.	4162	77.00	462.00	6	26	26	0.86	70
<b>Wood Wall Rack Coat Hooks</b>									
 4216	Wood Wall Rack - 3 Hook 18"W x 3 3/4"D x 6 3/4"H Finish: Medium Oak-MO, Mahogany-MH * Only available to order by Carton.	4216MO 4216MH	80.00	480.00	6	19	19	0.98	70
 4217	Wood Wall Rack - 6 Hook 35 1/2"W x 3 3/4"D x 6 3/4"H Finish: Medium Oak-MO, Mahogany-MH * Only available to order by Carton.	4217MO 4217MH	116.00	696.00	6	33	34	1.48	70

Office Suites  
Seating  
Tables  
Desks  
Meeting Essentials  
Personal Organization  
Ergonomics  
High Density Storage  
Storage & Filing  
Facilities  
Technology Furniture  
Art & Engineering

# Plastic Coat Hooks - Wall Mount/Over-the-Door/Over-the-Panel

Model #	Description	Model #	List Price Ea. *	List Carton Price	Quantity Per Carton	Actual Weight	S-Parcel Billable Weight	Carton Cube	Freight Class
	<b>Plastic Coat Hooks</b> <b>4223BL</b> Wall Mount Double Hook 1 1/4"W x 3 3/4"D x 4"H Finish: Black-BL * Only available to order by Carton.	4223BL	17.00	102.00	6	3	3	0.22	70
	<b>4224BL</b> Over-the-Panel Single Hook 1 1/4"W x 5 1/4"D x 4"H Finish: Black-BL * Only available to order by Carton.	4224BL	23.00	138.00	6	6	6	0.33	70
	<b>4225BL</b> Over-the-Panel Double Hook 1 1/4"W x 6 1/2"D x 7 3/4"H Finish: Black-BL * Only available to order by Carton.	4225BL	34.00	204.00	6	7	7	0.43	70
	<b>4226BL</b> Over-the-Door Double Hook 1 1/4"W x 5 1/4"D x 7 3/4"H Finish: Black-BL * Only available to order by Carton.	4226BL	21.00	126.00	6	4	4	0.33	70
	<b>4227BL</b> Over-the-Door Double Hook 1 1/4"W x 5 1/4"D x 7 3/4"H Finish: Black-BL * Only available to order by Carton.	4227BL	30.00	180.00	6	6	6	0.5	70
	<b>4228BL</b> Double Over-the-Door Hook with Hangers 1 1/4"W x 5 1/4"D x 19"H Finish: Black-BL * Only available to order by Carton.	4228BL	87.00	522.00	6	15	18	1.68	70

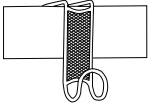
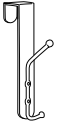
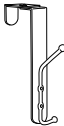
## Coat Hangers

Model #	Description	Model #	List Price Ea. *	List Carton Price	Quantity Per Carton	Actual Weight	S-Parcel Billable Weight	Carton Cube	Freight Class
	<b>Coat Hangers</b> <b>4245CR</b> Heavy-Duty Metal Hanger (12 Per Pack) 17"W x 1/2"D x 9 1/2"H (12 per Pack, 6 Packs per Carton) Total Quantity: 72 Finish: Chrome-CR * Only available to order by Carton.	4245CR	58.00	348.00	6	22	22	1.66	85
	<b>4246CR</b> Heavy-Duty Metal Hanger (Qty. 100) 17"W x 1/2"D x 9 1/2"H (100 per Pack, 1 Pack per Carton) Total Quantity: 100 Finish: Chrome-CR * Only available to order by Carton.	4246CR	4.34	434.00	1	27	27	1.24	70
	<b>4247BL</b> One Piece Plastic Hanger (Qty. 24) 17 1/2"W x 3 3/4"D x 10 1/2"H (24 per Pack, 1 Pack per Carton) Total Quantity: 24 Finish: Black-BL * Only available to order by Carton.	4247BL	4.38	105.00	1	9	26	2.37	250
	<b>4248BL</b> One Piece Plastic Hanger (8 Per Pack) 17"W x 2"D x 10 1/2"H (8 per Pack, 3 Packs per Carton) Total Quantity: 24 Finish: Black-BL * Only available to order by Carton.	4248BL	43.00	129.00	3	12	31	2.97	150
	<b>4249NC</b> Coat Room Checks, Three-Part (Series 1 to 500) 1 1/2"W x 5"H * Only available to order by Carton.	4249NC	41.00	984.00	24	21	21	0.57	70
	<b>4250WL</b> Wood Contoured Coat Hanger (8 Per Pack) 18"W x 3 3/4"D x 9 1/2"H (8 per Pack, 6 Packs per Carton) Total Quantity: 48 Finish: Walnut-WL * Only available to order by Carton.	4250WL	63.00	378.00	6	20	51	4.51	150

Office Suites  
Seating  
Tables  
Desks  
Meeting Essentials  
Personal Organization  
Ergonomics  
High Density Storage  
Storage & Filing  
Facilities  
Technology Furniture  
Art & Engineering





## Coat Hooks - Over-the-Door/Over-the-Panel

Model #	Description	Model #	List Price Ea.	List Carton Price	Quantity Per Carton	Actual Weight	S-Parcel Billable Weight	Carton Cube	Freight Class
 <b>4229BL</b>	<b>Onyx™ Mesh Coat Hook</b> Onyx™ Mesh Coat Hook 4¼"W x 1¼"D x 5"H <b>Finish: Black-BL</b> <b>* Only available to order by Carton.</b>	4229BL	10.00	120.00	12	4	5	0.42	70
 <b>4166</b>	<b>Door &amp; Panel Coat Hooks</b> Over-the-Door Coat Hook Fits doors up to 1¼" thick 1½"W x 4¼"D x 8½"H <b>* Only available to order by Carton.</b>	4166	23.00	276.00	12	6	6	0.33	70
 <b>4167</b>	Over-the-Panel Coat Hook Adjusts to fit panels from 1½" to 3¼" thick 1½"W x 4¼"D x 8½"H <b>* Only available to order by Carton.</b>	4167	24.00	288.00	12	7	7	0.33	70





## Write Way® Dry Erase Message Signs

 <b>4173BL</b>	<b>Write Way® Dry Erase Message Signs</b> Write Way® Directional Sign Arrow Adjusts + or - 45° Overall: 25½"W x 17¼"D x 64¼"H <b>Finish: Black-BL</b>	4173BL	144.00	144.00	1	10	26	2.41	125
 <b>4117BL</b>	Write Way® Rectangular Sign 22¼"H x 14¼"W Dry Erase Board Overall: 18"W x 18"D x 65"H <b>Finish: Black-BL</b>	4117BL	144.00	144.00	1	10	46	4.19	125
 <b>4118BL</b>	Write Way® Octagon Sign Octagon Surface: 19¾"W x 19¾"H 22½"W x 18"D x 65"H <b>Finish: Black-BL</b>	4118BL	144.00	144.00	1	11	46	4.28	125

## Customizable Signs

 <b>4169GR</b>	<b>Customizable Signs</b> Customizable Arrow Directional Sign Holds 11"W x 17"H Overall: 24¾"W x 15"Dia. x 61¼"H <b>Finish: Gray-GR</b>	4169GR	250.00	250.00	1	18	18	1.67	925
 <b>4174GR</b>	Customizable Rectangular Sign Holds 11"W x 17"H Overall: 11¼"W x 15"Dia. x 64"H (Portrait) 17"W x 15"Dia. x 61"H (Landscape) <b>Finish: Gray-GR</b>	4174GR	209.00	209.00	1	16	16	1.52	925





# Impromptu® Machine Stands

Model #	Description	Model #	List Price Ea.	List Carton Price	Quantity Per Carton	Actual Weight	S-Parcel Billable Weight	Carton Cube	Freight Class
	<b>Impromptu® Machine Stands</b> <b>1857</b> Impromptu® Mobile Machine Stand Overall Size: 26¼"W x 21"D x 26½"H Finish: Black-BL, Metallic Gray-GR	1857BL 1857GR	339.00	339.00	1	41	41	2.66	70
	<b>1858</b> Impromptu® Deluxe Mobile Machine Stand Overall Size: 34¾"W x 25½"D x 31"H Finish: Black-BL, Metallic Gray-GR	1858BL 1858GR	530.00	530.00	1	60	60	3.84	70
	<b>1859</b> Impromptu® Deluxe Mobile Machine Stand with Doors Overall Size: 34¾"W x 25½"D x 30¾"H Finish: Black-BL, Metallic Gray-GR	1859BL 1859GR	656.00	656.00	1	67	67	4.1	70
	<b>1862</b> Impromptu® Under Table Printer Stand Overall Size: 20½"W x 16½"D x 14½"H Finish: Black-BL, Metallic Gray-GR	1862BL 1862GR	238.00	238.00	1	21	21	1.36	70

# Muv™ Printer/Machine Stands

Muv™ Printer/Machine Stands									
	<b>1881</b> Muv™ Mobile Machine Stand Overall Size: 29½"W x 20"D x 35"H Bottom Shelves: 25½"W x 13¾"D x ¾"H Top Shelf (Fixed): 29"W x 19"D x ¾"H Finish: Cherry-CY, Medium Oak-MO	1881CY 1881MO	331.00	331.00	1	49	49	2.53	70


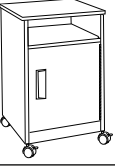





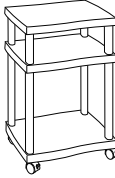

# Wood Machine Stands

Wood Machine Stands									
	<b>1850</b> Mobile Stand Overall Size: 28"W x 19¾"D x 30¾"H Upper Compartment: 9¾"H Compartments Measure 26"W x 17¾"D Finish: Gray-GR, Mahogany-MH, Cherry-CY	1850GR 1850MH 1850CY	509.00	509.00	1	75	75	3.94	70
	<b>1851</b> Mobile Stand with Sorter Overall Size: 28"W x 19¾"D x 30¾"H Lower Storage Compartment: 26"W x 17¾"D x 14¾"H Top Surface: 28¾"W x 19"D Finish: Gray-GR, Mahogany-MH, Cherry-CY	1851GR 1851MH 1851CY	662.00	662.00	1	91	91	4	70
	<b>1852</b> Deluxe Mobile Stand Overall Size: 30"W x 20½"D x 36¾"H Storage Compartment: 28½"W x 18¾"D 5"H Pullout Drawer Finish: Gray-GR, Mahogany-MH, Cherry-CY	1852GR 1852MH 1852CY	720.00	720.00	1	109	109	3.77	70
	<b>1854GR</b> Machine Floor Stand Overall Size: 19"W x 18¾"D x 22½"H Finish: Gray-GR	1854GR	389.00	389.00	1	45	45	2.07	70






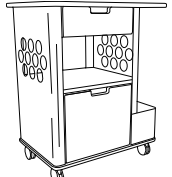
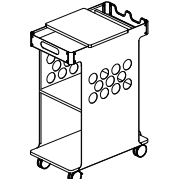
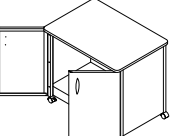
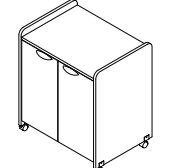
Office Suites  
Seating  
Tables  
Desks  
Meeting Essentials  
Personal Organization  
Ergonomics  
High Density Storage  
Storage & Filing  
Facilities  
Technology Furniture  
Art & Engineering

# Steel Machine Stands

Office Suites  
Seating  
Tables  
Desks  
Meeting Essentials  
Personal Organization  
Ergonomics  
High Density Storage  
Storage & Filing  
Facilities  
Technology Furniture  
Art & Engineering

Model #	Description	Model #	List Price Ea.	List Carton Price	Quantity Per Carton	Actual Weight	S-Parcel Billable Weight	Carton Cube	Freight Class
<b>Steel Machine Stands</b>									
	<b>1870GR</b> Machine Stand with Drawer Overall Size: 25"W x 20"D x 29½"H Laminate Top: 25"W x 20"D Finish: Gray-GR	1870GR	542.00	542.00	1	66	LTL	10.55	125
	<b>1871GR</b> Compact Machine Stand Overall Size: 17¼"W x 17¼"D x 27¼"H Finish: Gray-GR	1871GR	385.00	385.00	1	40	68	6.18	125
	<b>1872BL</b> Deluxe Machine Stand Overall Size: 32"W x 24¼"D x 30¼"H Finish: Black-BL	1872BL	634.00	634.00	1	63	63	2.32	70
	<b>1873BL</b> Machine Stand with Slide Away Shelf Overall Size: 23"W x 19½"D x 28½"H 14"W Slide-Out surface mounts on left or right Finish: Black-BL	1873BL	282.00	282.00	1	34	34	1.78	70
	<b>1874BL</b> Multi-Purpose Stand Overall Size: 31½"W x 23¼"D x 30¼"H Finish: Black-BL	1874BL	333.00	333.00	1	45	45	2.36	70
<b>Scoot™ Printer Stands</b>									
	<b>1855BL</b> Scoot™ UnderDesk Printer Stand Overall Size: 20¼"W x 16½"D x 14½"H Finish: Black-BL	1855BL	137.00	137.00	1	20	20	1.3	70
	<b>1856BL</b> Scoot™ Printer Stand Overall Size: 26½"W x 20½"D x 26½"H Finish: Black-BL	1856BL	270.00	270.00	1	45	45	2.18	70
<b>Wave Printer Stands</b>									
	<b>1860GR</b> Desk Side Wave Printer Stand Overall Size: 20"W x 17½"D x 29¼"H Finish: Gray-GR	1860GR	150.00	150.00	1	18	18	1.54	925
	<b>1861GR</b> UnderDesk Wave Printer Stand Overall Size: 20"W x 17½"D x 11½"H Finish: Gray-GR	1861GR	94.00	94.00	1	11	12	1.09	925

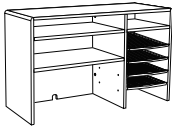
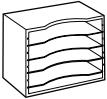
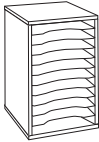
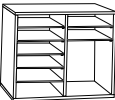
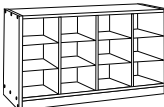
# Machine Stands

Model #	Description	Model #	List Price Ea.	List Carton Price	Quantity Per Carton	Actual Weight	S-Parcel Billable Weight	Carton Cube	Freight Class
 <b>1876</b>	Machine Stand with Drop Leaves Overall Size: 20" - 36"W x 18"D x 26½"H Finish: Black-BL	1876BL	212.00	212.00	1	21	21	1.07	70
 <b>5206</b>	UnderDesk Printer/Fax Stand Overall Size: 19"W x 16"D x 13½"H Four Casters (Two Locking) Finish: Black-BL, Gray-GR	5206BL 5206GR	117.00	117.00	1	17	17	0.94	70
 <b>5207BL</b>	Desk Side Wire Machine Stand Overall Size: 24"W x 20"D x 27"H Four Casters (Two Locking) Finish: Black-BL	5207BL	169.00	169.00	1	33	34	1.91	70
<b>Onyx™ UnderDesk Machine Stand</b>									
 <b>5208</b>	Onyx™ UnderDesk Machine Stand Overall Size: 21"W x 16"D x 17½"H Printer Stand Top: 21"W x 16"D Slide-Out Drawer: 21"W x 16"D x 3½"H Finish: Black-BL, White-WH	5208BL 5208WH	198.00	198.00	1	23	32	2.96	125
<b>Picco™ Duo Printer Cart</b>									
 <b>1954MH</b>	Picco™ Duo Printer Cart Overall Size: 22¼"W x 16¼"D x 15½"H Printer Stand Top: 22¼"W x 16¼"D Slide-Out Shelf: 17¼"W x 13¾"D Finish: Mahogany-MH	1954MH	271.00	271.00	1	25	25	0.91	70
<b>Rolling Storage Carts</b>									
 <b>5202WH</b>	Rolling Storage Cart Overall Size: 28"W x 20"D x 33½"H Work Surface: 28"W x 20"D Slide-Out Drawers: 15¼"W x 15¼"D x 5"H 15¼"W x 15¼"D x 13¾"H Side Compartment: 5¼"W x 17½"D x 7"H Finish: Silver Frame with White Top-WH	5202WH	615.00	615.00	1	98.20	103	9.88	70
 <b>5209WH</b>	Mini Rolling Storage Cart Overall Size: 15"W x 25¼"D x 34½"H Finish: Silver Frame with White Top-WH	5209WH	334.00	334.00	1	45	46	2.82	100
<b>Mobile Utility Cabinets</b>									
 <b>2160MU</b>	Mobile Utility Cabinet With Steel Exterior Overall Size: 30"W x 21"D x 26½"H Finish: Gray Low-Pressure Laminate-GRY Frame: Dove Gray Paint-GRY	2160MUGRYGRY	565.00	565.00	1	51.60	52	2.34	70
 <b>2110MU</b>	Mobile Utility Cabinet With Laminate Exterior Overall Size: 27"W x 20"D x 31"H Finish: Mahogany-MAH, Nebula Gray-NGR Frame: Black Paint-BLK	2110MUMAHBLK 2110MUNGRLBK	553.00	553.00	1	70	70	2.25	70

**PROP 65** These products are subject to California Proposition 65. Please visit the product detail page on our website for specific information.

Office Suites  
Seating  
Tables  
Desks  
Meeting Essentials  
Personal Organization  
Ergonomics  
High Density Storage  
Storage & Filing  
Facilities  
Technology Furniture  
Art & Engineering

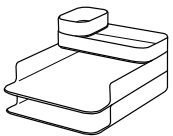
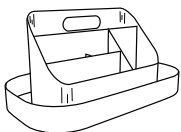
## Wood Desktop Organizers

Model #	Description	Model #	List Price Ea.	List Carton Price	Quantity Per Carton	Actual Weight	S-Parcel Billable Weight	Carton Cube	Freight Class
	<b>Wood Desktop Organizers</b> 3692MH 29" Organizer Overall Size: 29"W x 12"D x 18"H Finish: Mahogany-MH	3692MH	305.00	305.00	1	35	35	1.82	70
	<b>Desktop Organization</b> 3626 Wood Stackable Sorter - 5 Compartments Overall Size: 12½"W x 9½"D x 9½"H Finish: Mahogany-MH, Light Oak-LO	3626MH 3626LO	77.00	77.00	1	7	12	1.08	70
	9419 Wood Desktop Sorter - 11 Compartments Overall Size: 10¾"W x 12"D x 16"H Finish: Cherry-CY, Gray-GR, Medium Oak-MO	9419CY 9419GR 9419MO	85.00	85.00	1	11	12	0.47	85
	9420 Wood Vertical Adj. Lit. Organizer - 12 Compartments Overall Size: 19½"W x 12"D x 16"H Finish: Cherry-CY, Gray-GR, Medium Oak-MO	9420CY 9420GR 9420MO	91.00	91.00	1	17	18	0.56	85
	9452MO Wood 12 Bin Organizer Overall Size: 34"W x 13"D x 19"H Includes 12 Transparent Plastic Storage Boxes Finish: Medium Oak-MO	9452MO	228.00	228.00	1	48	48	3.06	85

## Wood Desk Accessories

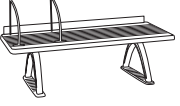
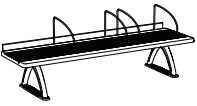
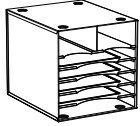
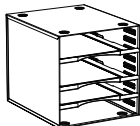






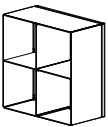
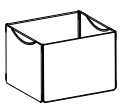
	<b>Wood Desk Accessories</b> 3281BL Double Wood Letter Tray 13¾"W x 10½"D x 6¼"H Finish: Black-BL	3281BL	71.00	71.00	1	3	4	0.33	100
--	--	--------	-------	-------	---	---	---	------	-----

## Plastic Desk Accessories

	<b>Stacking Plastic Desktop Sorter Set</b> 3285 Stacking Plastic Desktop Sorter Set Overall Size: 7"W x 12¼"D x 7¾"H <b>Four Piece Set includes:</b> Large Tray, Small Tray and 2 Letter Sorters Each part is stackable. Finish: Black-BL, White-WH	3285BL 3285WH	53.00	53.00	1	4	4	0.33	70
	3286 Mobile Caddy Letter Tray: 12½"W x 2"D x 10"H Large Tray: 10"W x 1½"D x 4½"H Small Tray: 3"W x ½"D x 4½"H Overall Size: 12¾"W x 7½"D x 8½"H Finish: Black-BL, White-WH	3286BL 3286WH	53.00	53.00	1	2.5	5	0.43	150

Office Suites  
Seating  
Tables  
Desks  
Meeting Essentials  
Personal Organization  
Ergonomics  
High Density Storage  
Storage & Filing  
Facilities  
Technology Furniture  
Art & Engineering

# Desk Organization

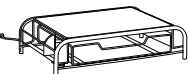
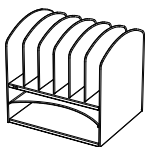
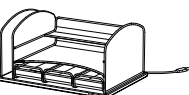
Model #	Description	Model #	List Price Ea.*	List Carton Price	Quantity Per Carton	Actual Weight	S-Parcel Billable Weight	Carton Cube	Freight Class
	<b>Desktop Risers</b> <b>3602BL</b> 30" Desk Riser 30"W x 12 1/4"D x 8 3/4"H Finish: Black-BL	3602BL	180.00	180.00	1	14	14	.08	70
	<b>3603BL</b> 42" Desk Riser 42"W x 12 1/4"D x 8 3/4"H Finish: Black-BL	3603BL	211.00	211.00	1	17	18	1.18	70
	<b>Desktop Organization</b> <b>3111BL</b> Desktop Sorter & Organizer - 7 Compartments 10"W x 12"D x 10"H Finish: Black-BL	3111BL	103.00	103.00	1	10	11	0.95	70
	<b>3112BL</b> Desktop Sorter & Organizer - 4 Compartments 10"W x 12"D x 10"H Finish: Black-BL	3112BL	98.00	98.00	1	10	11	0.95	70
	<b>2204CH*</b> Telephone Organizer 14 3/4"W x 10 1/2"D x 4 1/4"H Finish: Charcoal-CH * Only available to order by Carton.	2204CH	44.00	264.00	6	29	36	3.35	200
	<b>5279BL</b> Wire Cubes 15"W x 15"D x 15"H Finish: Black-BL	5279BL	60.00	60.00	1/Set	13	13	0.53	70
<b>Onyx™ Desktop Organizers</b>									
<b>Onyx™ Mesh Literature Organizers</b>									
	<b>9430BL</b> Onyx™ Mesh Literature Organizer - 12 Compartments 30"W x 12 3/4"D x 11 1/4"H Finish: Black-BL	9430BL	157.00	157.00	1	19	32	2.82	70
	<b>9431BL</b> Onyx™ Mesh Literature Organizer - 6 Compartments 10 1/2"W x 12 3/4"D x 15 1/2"H Finish: Black-BL	9431BL	98.00	98.00	1	10	14	1.37	70
	<b>9432BL</b> Onyx™ Mesh Literature Organizer - 5 Drawers 10 1/2"W x 12 3/4"D x 15 1/2"H Finish: Black-BL	9432BL	119.00	119.00	1	14	15	1.37	70
<b>Onyx™ Stackable Mesh Storage Bin</b>									
	<b>2164BL</b> Onyx™ Stackable Mesh Storage Bin 14"W x 15 1/2"D x 11 3/4"H Finish: Black-BL	2164BL	62.00	62.00	1	6	6	0.44	150
<b>Wire &amp; Mesh Organizers</b>									
	<b>2172BL</b> Onyx™ Mesh Cubes 28 1/2"W x 14 1/2"D x 28 1/2"H Finish: Black-BL	2172BL	113.00	113.00	1	15	17	1.55	150
	<b>2173BL*</b> Onyx™ Mesh Tubs 12 1/2"W x 14"D x 10"H Finish: Black-BL * Only available to order by Carton.	2173BL	26.00	52.00	2	7	7	0.59	150

Office Suites  
Seating  
Tables  
Desks  
Meeting Essentials  
Personal Organization  
Ergonomics  
High Density Storage  
Storage & Filing  
Facilities  
Technology Furniture  
Art & Engineering

# Onyx™ Desktop Organizers

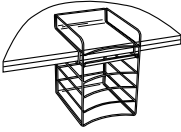
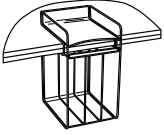

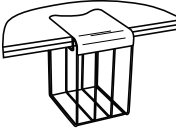
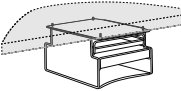
Model #	Description	Model #	List Price Ea.*	List Carton Price	Quantity Per Carton	Actual Weight	S-Parcel Billable Weight	Carton Cube	Freight Class
 <b>3604BL</b>	Onyx™ Mesh Off-Surface Shelf 31½"W x 7¼"D x 10"H Finish: Black-BL	3604BL	70.00	70.00	1	5	6	0.52	70
 <b>2159BL</b>	Onyx™ Mesh Monitor Stand 19¼"W x 11¼"D x 6¼"H Finish: Black-BL	2159BL	68.00	68.00	1	5.6	11	0.95	70
 <b>2160BL*</b>	Onyx™ Mesh Telephone Stand 11¾"W x 9¼"D x 7"H Finish: Black-BL * Only available to order by Carton.	2160BL	39.00	195.00	5	10	29	2.68	70
 <b>2161BL*</b>	Onyx™ Mesh Laptop Stand 12¾"W x 12¼"D x 2"H Finish: Black-BL * Only available to order by Carton.	2161BL	33.00	165.00	5	16	17	1.5	925
<b>Onyx™ Mesh Organizers</b>									
 <b>3250BL*</b>	Onyx™ Mini Steel Mesh Organizer 6"W x 5¼"D x 5¼"H Finish: Black-BL * Only available to order by Carton.	3250BL	27.00	162.00	6	9	10	0.93	150
 <b>3251BL*</b>	Onyx™ Deluxe Steel Mesh Organizer 12¾"W x 5¼"D x 5¼"H Finish: Black-BL * Only available to order by Carton.	3251BL	29.00	174.00	6	14	20	1.9	150
 <b>3252BL</b>	Onyx™ Steel Mesh Organizer with 3 Drawers 16"W x 11½"D x 8¼"H Finish: Black-BL	3252BL	65.00	65.00	1	7	12	1.08	150

# Onyx™ Power Mesh Desktop Organizers

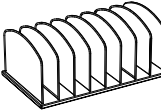
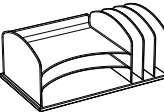
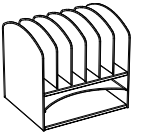
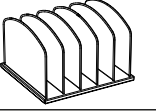
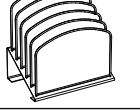
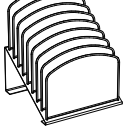
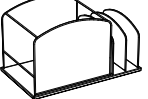
<b>Onyx™ Power Mesh Desktop Organizers</b>									
 <b>3230BL</b>	Onyx™ Power Mesh Monitor Stand 18"W x 11¼"D x 4¼"H Finish: Black-BL	3230BL	84.00	84.00	1	5	8	0.72	70
 <b>3231BL</b>	Onyx™ Power Mesh Desk Organizer 3 Horizontal/3 Upright Sections 19½"W x 11¼"D x 8¼"H Finish: Black-BL	3231BL	84.00	84.00	1	8	14	1.24	70
 <b>3233BL</b>	Onyx™ Power Mesh Desk Organizer 2 Horizontal/6 Upright Sections 13¾"W x 11¼"D x 13"H Finish: Black-BL	3233BL	93.00	93.00	1	10	14	1.41	70
 <b>3234BL</b>	Onyx™ Power Mesh Desk Organizer with 3 Drawers 16"W x 11½"D x 8¼"H Finish: Black-BL	3234BL	81.00	81.00	1	8	12	1.07	70

Office Suites  
Seating  
Tables  
Desks  
Meeting Essentials  
Personal Organization  
Ergonomics  
High Density Storage  
Storage & Filing  
Facilities  
Technology Furniture  
Art & Engineering

# Onyx™ Mesh Hanging Storage Organizers

Model #	Description	Model #	List Price Ea.	List Carton Price	Quantity Per Carton	Actual Weight	S-Parcel Billable Weight	Carton Cube	Freight Class
<b>Onyx™ Mesh Hanging Storage Organizers</b>									
	<b>3240BL</b> Onyx™ Mesh Horizontal Hanging Storage 5 Horizontal Sections 10¼"W x 12½"D x 14¾"H Finish: Black-BL	3240BL	63.00	63.00	1	6	14	1.28	150
	<b>3241BL</b> Onyx™ Mesh Vertical Hanging Storage 1 Horizontal/3 Vertical Sections 10¼"W x 12"D x 17¾"H Finish: Black-BL	3241BL	63.00	63.00	1		17	1.47	150
	<b>3242BL</b> Onyx™ Mesh Solid Top Horizontal Hanging Storage 4 Horizontal Sections 10¼"W x 12½"D x 12"H Finish: Black-BL	3242BL	56.00	56.00	1	7	12	1.08	150
	<b>3243BL</b> Onyx™ Mesh Solid Top Vertical Hanging Storage 3 Vertical Sections 9¾"W x 12"D x 14¾"H Finish: Black-BL	3243BL	56.00	56.00	1	7	13	1.21	150
	<b>3244BL</b> Onyx™ Mesh Mountable Hanging Storage 1 Horizontal Section/Pull Out Drawer 10¼"W x 12½"D x 7¾"H Finish: Black-BL	3244BL	54.00	54.00	1	6	7	0.7	150

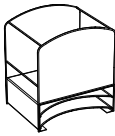
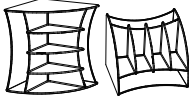
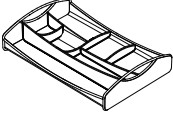
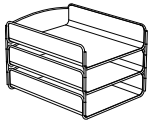
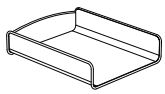
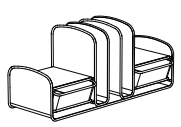
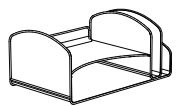
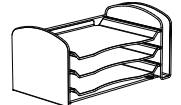

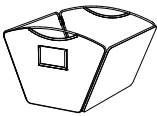
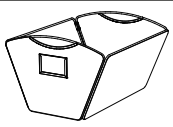
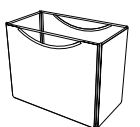
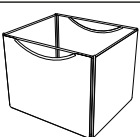
# Onyx™ Mesh Desktop Organizers

<b>Onyx™ Mesh Organizers</b>									
	<b>3253BL</b> Onyx™ Mesh Desk Organizer - 8 Upright Sections 19¾"W x 11½"D x 8¾"H Finish: Black-BL	3253BL	64.00	64.00	1	8	14	1.3	150
	<b>3254</b> Onyx™ Mesh Desk Organizer 3 Horizontal/3 Upright Sections 19¾"W x 11½"D x 8¾"H Finish: Black-BL, Blue-BU, White-WH, Wine-WE	3254BL 3254BU 3254WH 3254WE	68.00	68.00	1	7	14	1.18	150
	<b>3255</b> Onyx™ Mesh Desk Organizer 2 Horizontal/6 Upright Sections 13¾"W x 11½"D x 13"H Finish: Black-BL, Blue-BU, White-WH, Wine-WE	3255BL 3255BU 3255WH 3255WE	75.00	75.00	1	9	15	1.36	150
	<b>3256BL</b> Onyx™ Mesh Desk Organizer - 5 Upright Sections 12½"W x 11½"D x 8¾"H Finish: Black-BL	3256BL	46.00	46.00	1	5	11	0.86	150
	<b>3257BL</b> Onyx™ Mesh Desk Organizer - 5 Tiered Sections 11¾"W x 7¾"D x 12"H Finish: Black-BL	3257BL	54.00	54.00	1	5	8	0.71	150
	<b>3258</b> Onyx™ Mesh Desk Organizer - 8 Tiered Sections 11¾"W x 10¾"D x 14"H Finish: Black-BL, White	3258BL 3258WH	66.00	66.00	1	7	7	1.14	150
	<b>3259BL</b> Onyx™ Mesh Desk Hanging File with 2 Upright Sections 19¾"W x 11½"D x 11½"H Finish: Black-BL	3259BL	69.00	69.00	1	7	17	1.64	150


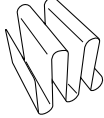
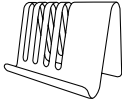

Office Suites  
Seating  
Tables  
Desks  
Meeting Essentials  
Personal Organization  
Ergonomics  
High Density Storage  
Storage & Filing  
Facilities  
Technology Furniture  
Art & Engineering





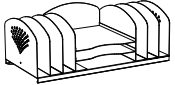
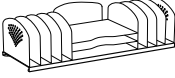

# Onyx™ Mesh Desktop Organizers

	Model #	Description	Model #	List Price Ea.*	List Carton Price	Quantity Per Carton	Actual Weight	S-Parcel Billable Weight	Carton Cube	Freight Class	
	<b>Onyx™ Mesh Desk Organizers</b>										
	 3260BL	Onyx™ Mesh Desk Hanging File with 2 Horizontal Sorters 13½"W x 10¾"D x 15½"H Finish: Black-BL	3260BL	65.00	65.00	1	7	17	1.49	150	
	 3261BL	Onyx™ Mesh Desk Corner Organizer 15"W x 11"D x 13"H Can be used Vertically or Horizontally Finish: Black-BL	3261BL	60.00	60.00	1	4	3	1.07	150	
	 3262BL	Onyx™ Mesh Drawer Organizer 13"W x 8¾"D x 2¼"H Finish: Black-BL	3262BL	45.00	45.00	1	2	3	0.25	70	
	 3271	Onyx™ Mesh Triple Tray Organizer 9¾"W x 11¾"D x 8"H Finish: Black-BL, Blue-BU, White-WH, Wine-WE	3271BL 3271BU 3271WH 3271WE	47.00	47.00	1	3	6	0.5	70	
	 3272BL*	Onyx™ Mesh Single Tray Organizer 9¾"W x 11¾"D x 2½"H Finish: Black-BL * Only available to order by Carton.	3272BL	17.00	102.00	6	8	19	1.66	70	
	 3263BL	Onyx™ Mesh Multi-Purpose Desk Organizer 3 Upright/2 Drawers 17"W x 6¾"D x 7¾"H Finish: Black-BL	3263BL	49.00	49.00	1	4	8	0.65	70	
	 3264BL	Onyx™ Mesh Desk Organizer 2 Horizontal/2 Upright Sections 17"W x 10¾"D x 7¾"H Finish: Black-BL	3264BL	51.00	51.00	1	4	11	0.98	70	
	 3265BL	Onyx™ Mesh Desk Organizer 1 Upright/3 Sliding Horizontal Sections 16¾"W x 9"D x 8"H Finish: Black-BL	3265BL	62.00	62.00	1	5	10	0.83	70	
	 3266	Onyx™ Mesh Desk Organizer 3 Horizontal/5 Upright Sections 11½"W x 9½"D x 13"H Finish: Black-BL, White-WH	3266BL 3266WH	70.00	70.00	1	8	11	0.99	70	
	<b>Onyx™ Mesh Desktop Tub and Box File Organizers</b>										
	 2162BL*	Onyx™ Mesh Desktop Tub File, Letter-Size 12½"W x 13¾"D x 9½"H Finish: Black-BL * Only available to order by Carton.	2162BL	44.00	264.00	6	19	19	0.93	70	
	 2163BL*	Onyx™ Mesh Desktop Tub File, Legal-Size 15¾"W x 13¾"D x 9½"H Finish: Black-BL * Only available to order by Carton.	2163BL	49.00	294.00	6	21	21	1.1	70	
	 2169BL*	Onyx™ Mesh Desktop Box File 12½"W x 7"D x 10"H Finish: Black-BL * Only available to order by Carton.	2169BL	30.00	180.00	6	16	16	1.16	150	
	 2170BL*	Onyx™ Mesh Desktop Box File 12½"W x 11"D x 10"H Finish: Black-BL * Only available to order by Carton.	2170BL	38.00	228.00	6	18	19	1.04	150	

## Wave Desk Accessories

Model #	Description	Model #	List Price Ea.	List Carton Price	Quantity Per Carton	Actual Weight	S-Parcel Billable Weight	Carton Cube	Freight Class
<b>Wave Desk Accessories</b>									
 <b>3220</b>	Whiteboard Holder Tempered glass attached for Whiteboard capabilities 17"W x 5½"D x 14½"H <b>Finish:</b> Black-BL, White-WH	3220BL 3220WH	122.00	122.00	1	12.3	13	2.11	85
 <b>3221</b>	Triple Tall 3 Upright Sections 9½"W x 9½"D x 9"H <b>Finish:</b> Black-BL, White-WH	3221BL 3221WH	70.00	70.00	1	5.8	6	1.1	85
 <b>3222</b>	"A" Frame with File Holders 4 Upright, Tray for Accessory Storage 10"W x 6¼"D x 7"H <b>Finish:</b> Black-BL, White-WH	3222BL 3222WH	48.00	48.00	1	3.2	4	0.68	85
 <b>3223</b>	File Holder and Tray 7 Upright/2 Horizontal Sections 10"W x 12"D x 10½"H <b>Finish:</b> Black-BL, White-WH	3223BL 3223WH	100.00	100.00	1	11.8	12	1.92	70

## Steel Combination Desk Organizers

<b>Steel Combination Desk Organizers</b>									
 <b>3166BL</b>	Combination Steel Desk Rack 6 Upright/2 Horizontal Sections 12¼"W x 11¼"D x 12½"H <b>Finish:</b> Black-BL	3166BL	107.00	107.00	1	14	15	1.34	70
 <b>3167BL</b>	Combination Steel Desk Rack 3 Upright/3 Horizontal Sections 16¼"W x 11¼"D x 8"H <b>Finish:</b> Black-BL	3167BL	74.00	74.00	1	10	12	1.18	70
 <b>3168BL</b>	Combination Steel Desk Rack 6 Upright/3 Horizontal Sections 22¼"W x 11¼"D x 8"H <b>Finish:</b> Black-BL	3168BL	184.00	184.00	1	12	15	1.3	70
 <b>3155BL</b>	Six Section Steel Desk Rack 12¼"W x 11¼"D x 8"H <b>Finish:</b> Black-BL	3155BL	51.00	51.00	1	7	9	0.87	70
 <b>3175BL</b>	3 & 3 Combination Rack 16¼"W x 11¼"D x 8"H <b>Finish:</b> Black-BL	3175BL	68.00	68.00	1	10	12	1.03	70

## Portable Steel File Tote & Desktop Organizer

<b>Portable Steel File Tote &amp; Desktop Organizer</b>									
 <b>3160</b>	Portable Steel Organizer 11¾"W x 4¾"D x 17"H <b>Finish:</b> Black-BL, White-WH	3160BL 3160WH	60.00	60.00	1	5.6	13	1.12	150

Office Suites

Seating

Tables

Desks

Meeting Essentials

Personal Organization

Ergonomics

High Density Storage



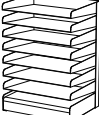
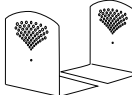

Storage &amp; Filing

Facilities


Technology Furniture

Art &amp; Engineering




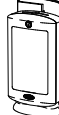


# Steel Desk Organizers

Model #	Description	Model #	List Price Ea.	List Carton Price	Quantity Per Carton	Actual Weight	S-Parcel Billable Weight	Carton Cube	Freight Class
<b>Steel Desk Organizers</b>									
 <b>3127BL</b>	Steel Desk Tray - 5 Tier 12"W x 9½"D x 11¼"H Finish: Black-BL	3127BL	62.00	62.00	1	8	17	1.52	70
 <b>3128BL</b>	Steel Desk Tray - 6 Tier 12"W x 9½"D x 13¼"H Finish: Black-BL	3128BL	67.00	67.00	1	8	18	1.7	70
 <b>3129BL</b>	Steel Desk Tray - 8 Tier 12"W x 9½"D x 17¼"H Finish: Black-BL	3129BL	103.00	103.00	1	11	22	2.13	70
<b>Steel Book Storage</b>									
 <b>3115BL</b>	Jumbo Bookends 10"W x 6½"D x 10½"H Finish: Black-BL	3115BL	39.00	39.00	1 Pair	6	6	0.49	70
 <b>3116BL</b>	Adjustable Book Rack - 5 Sections 15½"W x 9"D x 9¼"H Finish: Black-BL	3116BL	85.00	85.00	1	9	11	0.93	110

# Desktop Reference System

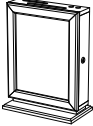
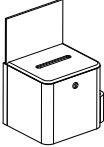



 <b>6175BL</b>	Desktop Reference System 18¼"W x 14¼"D x 20¼"H Finish: Black-BL	6175BL	188.00	188.00	1	8	9	0.82	70
--	---	--------	--------	--------	---	---	---	------	----

# Suggestion Boxes





 <b>4230MO</b>	Wood Suggestion Box Overall Size: 7¼"W x 7½"D x 9¼"H Comes with 25 suggestion cards Finish: Medium Oak-MO	4230MO	97.00	97.00	1	7	7	0.45	125
 <b>4231*</b>	Suggestion Box Card Refill Pack for 4230, 4232 & 4233 * Only available to order by Carton.	4231	8.43	506.00	60	10	10	0.25	775
 <b>4232BL</b>	Steel Suggestion Box Overall Size: 7¼"W x 6"D x 8½"H Deposit Slot: 4¼" x ½" Comes with 25 Suggestion Cards Finish: Black-BL	4232BL	75.00	75.00	1	4	4	0.3	85
 <b>4233GR</b>	Customizable Suggestion Box Overall Size: 7"W x 5"D x 14½"H Comes with 25 Suggestion Cards Finish: Gray-GR	4233GR	79.00	79.00	1	3	5	0.36	100
 <b>4234CL</b>	Large Acrylic Collection Box with Lock Overall Size: 9¼"W x 9¼"D x 21"H 5¼" W x ½" Slot in top allows for multiple sized slips Finish: Clear-CL	4234CL	106.00	106.00	1	7	18	1.54	175
 <b>4235CL</b>	Small Acrylic Collection Box Overall Size: 5¼"W x 5½"D x 13"H Slot: 4"W x ½" Finish: Clear-CL	4235CL	51.00	51.00	1	2	6	0.47	150

**PROP 65** These products are subject to California Proposition 65. Please visit the product detail page on our website for specific information.

## Suggestion Boxes

Model #	Description	Model #	List Price Ea.	List Carton Price	Quantity Per Carton	Actual Weight	S-Parcel Billable Weight	Carton Cube	Freight Class
	<b>Customizable Wood Suggestion Box</b> <b>4236</b> Customizable Wood Suggestion Box Overall Size: 10½"W x 5¼"D x 14½"H Comes with 25 Suggestion Cards Finish: Cherry-CY, Mahogany-MH	4236CY 4236MH	102.00	102.00	1	5	6	0.39	125
	<b>Bamboo Suggestion Box</b> <b>4237</b> Bamboo Suggestion Box Overall Size: 10"W x 8"D x 14"H Comes with 25 Suggestion Cards Finish: Cherry-CY, Natural-NA	4237CY 4237NA	90.00	90.00	1	6	9	0.8	125
	<b>4238BL</b> Onyx™ Mesh Collection Box Overall Size: 7¼"W x 6"D x 8½"H Comes with 25 suggestion cards Finish: Black-BL	4238BL	59.00	59.00	1	3	4	0.25	150
	<b>4258BL</b> Interoffice Mailbox, Steel Overall Size: 12"W x 3"D x 12"H Finish: Black-BL	4258BL	74.00	74.00	1	6	7	0.63	70
	<b>4259BL</b> Interoffice Mailbox, Steel Overall Size: 18"W x 7"D x 18"H Finish: Black-BL	4259BL	101.00	101.00	1	14	23	2.24	70





## PanelMate® - Panel Organizers

	<b>PanelMate® Organizers</b> <b>4148CH*</b> PanelMate® Coat Hook 7"W x 5¼"D x 7¼"H Finish: Charcoal-CH * Only available to order by Carton.	4148CH	20.00	120.00	6	5	14	1.33	70
	<b>4150CH*</b> PanelMate® Triple Tray 13½"W x 13¼"D x 17¼"H Finish: Charcoal-CH * Only available to order by Carton.	4150CH	91.00	546.00	6	45	54	4.92	100
	<b>4151CH*</b> PanelMate® Triple File Basket 15½"W x 8¼"D x 29¼"H Finish: Charcoal-CH * Only available to order by Carton.	4151CH	85.00	510.00	6	44	70	6.83	100
	<b>4158CH*</b> PanelMate® Dry Erase Board 13½"W x 13¼"D x 16¼"H Finish: Charcoal-CH * Only available to order by Carton.	4158CH	55.00	330.00	6	21	31	2.86	70

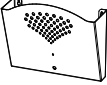
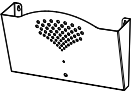
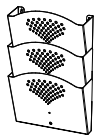
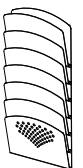
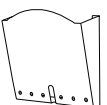
## GridWorks® - Panel Organizers

	<b>GridWorks®</b> <b>4100CH</b> Compact GridWorks® 38"W x 15"D x 15"H Finish: Charcoal-CH	4100CH	297.00	297.00	1	28	28	2.54	100
---	--	--------	--------	--------	---	----	----	------	-----


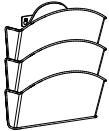

## Wire Wall Displays

Model #	Description	Model #	List Price Ea.*	List Carton Price	Quantity Per Carton	Actual Weight	S-Parcel Billable Weight	Carton Cube	Freight Class
 <b>6430BL</b>	<b>Wire Wall Displays</b> Wire Wall Display - 3 Pockets 9 1/4"W x 6 1/2"D x 19 1/2" <b>Finish: Black-BL</b>	6430BL	29.00	29.00	1	2	9	0.81	250
 <b>6431BL</b>	Wire Wall Display - 5 Pockets 9 1/4"W x 6 1/2"D x 29 1/2" <b>Finish: Black-BL</b>	6431BL	35.00	35.00	1	3	13	1.22	250
 <b>6432BL</b>	Wire Wall Display - 7 Pockets 9 1/4"W x 6 1/2"D x 38 1/2" <b>Finish: Black-BL</b>	6432BL	42.00	42.00	1	3	17	1.58	250
 <b>6433BL</b>	Wire Counter Display - 5 Pockets 9"W x 9"D x 17"H <b>Finish: Black-BL</b>	6433BL	35.00	35.00	1	2	11	1.04	250




## Steel - Wall Pocket Organizers

 <b>3170BL</b>	<b>Steel Wall Pocket Organizers</b> Steel Wall File, Letter-Size 12"W x 3"D x 9" <b>Finish: Black-BL</b>	3170BL	31.00	31.00	1	3	3	0.27	100
 <b>3171BL</b>	Steel Wall File, Legal-Size 15"W x 3"D x 9"H <b>Finish: Black-BL</b>	3171BL	36.00	36.00	1	3	4	0.35	100
 <b>3172BL</b>	Steel Wall File, Triple Letter-Size 12"W x 3 1/4"D x 17 1/4"H <b>Finish: Black-BL</b>	3172BL	72.00	72.00	1	8	8	0.61	100
 <b>3185BL</b>	Steel Wall Seven Pocket Letter/Legal-Size Rack 9 1/2"W x 2"D x 21 1/4"H <b>Finish: Black-BL</b>	3185BL	71.00	71.00	1	7	7	0.59	110
 <b>5654BL*</b>	HIPAA Wall Pocket 12"W x 3"D x 10 1/2"H <b>Finish: Black-BL</b> <b>* Only available to order by Carton.</b>	5654BL	34.00	204.00	6	14	22	2.05	125

# Onyx™ Mesh - Wall Organizers


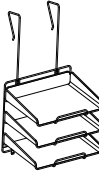




Model #	Description	Model #	List Price Ea.*	List Carton Price	Quantity Per Carton	Actual Weight	S-Parcel Billable Weight	Carton Cube	Freight Class	
	<b>Onyx™ Mesh Wall Organizers</b>									
5651BL*	Onyx™ Mesh Letter-Size Rack 12"W x 3"D x 9"H Finish: Black-BL * Only available to order by Carton.	5651BL	26.00	156.00	6	11	21	1.92	70	
	5652BL* Onyx™ Mesh Triple Letter-Size Rack 12"W x 3¼"D x 17¼"H Finish: Black-BL * Only available to order by Carton.	5652BL	62.00	372.00	6	29	32	2.83	70	
	5653BL* Onyx™ Mesh Legal-Size Rack 15"W x 3"D x 9"H Finish: Black-BL * Only available to order by Carton.	5653BL	30.00	180.00	6	13	27	2.4	70	

# Onyx™ Magnetic Mesh Panel Organizers

	<b>Onyx™ Magnetic Mesh Panel Organizers</b>									
4175BL*	Onyx™ Magnetic Mesh Triple Pocket File 13"W x 4¼"D x 13½"H Finish: Black-BL * Only available to order by Carton.	4175BL	65.00	390.00	6	28	40	3.79	100	
	4176BL* Onyx™ Magnetic Mesh Single Pocket File 13"W x 4"D x 7¼"H Finish: Black-BL * Only available to order by Carton.	4176BL	27.00	162.00	6	11	30	2.78	100	
	4180BL* Onyx™ Magnetic Mesh File Pocket with Accessory Tray 12¾"W x 4"D x 7½"H Finish: Black-BL * Only available to order by Carton.	4180BL	28.00	168.00	6	13	24	2.15	100	

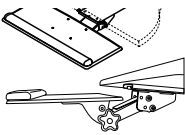
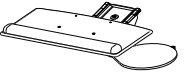
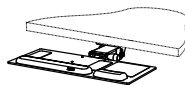
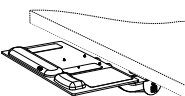

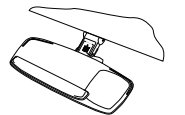

Office Suites  
Seating  
Tables  
Desks  
Meeting Essentials  
Personal Organization  
Ergonomics  
High Density Storage  
Storage & Filing  
Facilities  
Technology Furniture  
Art & Engineering

# Onyx™ Mesh Panel Organizers

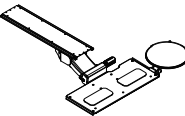
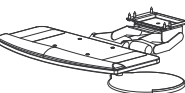
	Model #	Description	Model #	List Price Ea.	List Carton Price	Quantity Per Carton	Actual Weight	S-Parcel Billable Weight	Carton Cube	Freight Class
	<b>Onyx™ Mesh Panel Organizers</b>									
	 6450BL	Onyx™ Mesh Multifunctional Panel Organizer 13¼"W x 5"D x 26"H Finish: Black-BL	6450BL	109.00	109.00	1	7	15	1.29	250
	 6451BL	Onyx™ Mesh Panel Organizer - Triple Tray 13¼"W x 11"D x 13¼"H Finish: Black-BL	6451BL	55.00	55.00	1	7	15	1.36	250
	 6452BL	Onyx™ Mesh Panel Organizer - Triple Basket 13¼"W x 4"D x 18"H Finish: Black-BL	6452BL	47.00	47.00	1	6	9	0.73	250
	 6453BL	Onyx™ Mesh Panel Organizer Waterfall - 5 Pockets 6¼"W x 8½"D x 11"H Finish: Black-BL	6453BL	33.00	33.00	1	3	5	0.43	250
	 6454BL	Onyx™ Mesh Panel Organizer Supplies - 4 Pockets 13¼"W x 5"D x 6"H Finish: Black-BL	6454BL	30.00	30.00	1	3	5	0.37	250
	 6455BL	Onyx™ Mesh Panel Organizer - Basket 13¼"W x 4"D x 9¼"H Finish: Black-BL	6455BL	27.00	27.00	1	3	5	0.43	250

Office Suites  
Seating  
Tables  
Desks  
Meeting Essentials  
Personal Organization  
Ergonomics  
High Density Storage  
Storage & Filing  
Facilities  
Technology Furniture  
Art & Engineering

# Computer Accessories - Keyboard, Mouse Platform

Model #	Description	Model #	List Price Ea.	List Carton Price	Quantity Per Carton	Actual Weight	S-Parcel Billable Weight	Carton Cube	Freight Class
 <b>2133BL</b>	<b>Knob-Adjust Keyboard Platform</b> Knob-Adjust Keyboard Platform 25"W x 9"D x 3/8"H Finish: Black-BL	2133BL	177.00	177.00	1	10	11	0.81	100
 <b>2135BL</b>	<b>Knob-Adjust Keyboard Platform with Swivel Mouse Tray</b> Keyboard Platform Size: 18 1/2"W x 9"D Mouse Platform Size: 7 1/4" Dia. Finish: Black-BL	2135BL	172.00	172.00	1	10	10	0.76	100
 <b>2137</b>	<b>Ergo-Comfort® Articulating 28" Keyboard/Mouse Arm</b> Platform Size: 28"W x 11 1/2"D Finish: Black Granite Fleck	2137	378.00	378.00	1	17	17	1.16	100
 <b>2196</b>	<b>Ergo-Comfort® Sit/Stand Articulating Keyboard/Mouse Arm</b> 10 1/2" Height Range Platform Size: 28"W x 11 1/2"D Finish: Black Granite Fleck	2196	499.00	499.00	1	21	21	1.61	100
 <b>2143BL</b>	<b>Premier Series Keyboard Platform with Control Zone</b> Keyboard Platform Size: 21"W x 11 1/2"D Mouse Platform Size: 9" Dia. Finish: Black-BL	2143BL	375.00	375.00	1	14	14	1.06	100
 <b>2145BL</b>	<b>UnderDesk Keyboard Platform</b> <b>Premier Series Keyboard Mouse Platform with Control Zone</b> Platform Size: 27"W x 11 1/2"D Finish: Black-BL	2145BL	347.00	347.00	1	15	15	1.06	100
 <b>2213</b>	<b>UnderDesk Keyboard Drawers</b> <b>Ergo-Comfort® Premium UnderDesk Keyboard Drawer with Slide-Out Mouse Surface</b> 23 3/4"W x 20 1/4"D x 3 3/4" to 5 1/4"H Finish: Charcoal	2213	155.00	155.00	1	9	9	0.73	925




## Keyboard Supports

 <b>19503TA</b>	<b>Keyboard Supports</b> <b>Combination Keyboard/Mouse Platform</b> 19"W x 8 1/4"D, (9" Dia. Mouse Platform) Finish: Black	19503TA	647.00	647.00	1	15	15	0.89	100
 <b>195TKLS</b>	<b>Trackless Keyboard/Mouse Platform</b> 19"W x 9 1/4"D, (9 1/2" Dia. Mouse Platform) Finish: Black-SB or White-SW	195TKLS	555.00	555.00	1	14	14	0.0	100

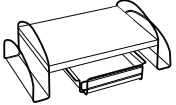

Office Suites  
Seating  
Tables  
Desks  
Meeting Essentials  
Personal Organization  
Ergonomics  
High Density Storage  
Storage & Filing  
Facilities  
Technology Furniture  
Art & Engineering



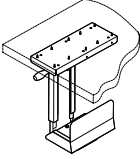
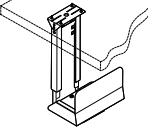
# Height-Adjustable Keyboard Mechanism

Model #	Description	Model #	List Price Ea.*	List Carton Price	Quantity Per Carton	Actual Weight	S-Parcel Billable Weight	Carton Cube	Freight Class
<b>Data Center Keyboard Mechanisms</b>									
Please contact Customer Care for compatibility on rectangular and corner workstations to ensure proper fit.									
 49263	Data Center 19" W	49263	825.00	825.00	1	22	22	1.72	70
 49264	Data Center 26¼" W	49264	825.00	825.00	1	22	22	1.65	70
 49265	Data Center 30-45" adjustable in .98" increments	49265	825.00	825.00	1	22	22	1.72	70

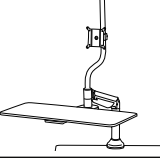
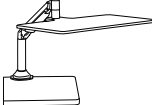
# Monitor Stands

<b>Onyx™ Monitor Stands</b>									
 2159BL	Onyx™ Mesh Monitor Stand 19¼"W x 11¼"D x 6¼"H Finish: Black-BL	2159BL	68.00	68.00	1	6	11	0.95	70
 2161BL	Onyx™ Mesh Laptop Stand 12¼"W x 12¼"D x 2"H Finish: Black-BL * Only available to order by Carton.	2161BL	33.00	165.00	5	16	17	1.5	925

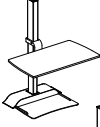
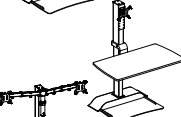

# CPU Holders

<b>CPU Holders</b>									
 2175	Ergo-Comfort® Swivel CPU Holder 9" - 13"W x 13¼"D x 17½" - 23¼"H Finish: Black	2175	216.00	216.00	1	15	15	0.5	70
 2176	Ergo-Comfort® Fixed CPU Holder 7" - 11"W x 9½"D x 14" - 22½"H Finish: Black	2176	153.00	153.00	1	10	10	0.44	70

# Desktop Sit/Stand Workstations


<b>Desktop Sit/Stand Workstations</b>									
 2130SL	Desktop Sit/Stand Platform: 26"W x 10¼"D Finish: Silver-SL	2130SL	373.00	373.00	1	24	24	2.28	70
 2132SL	Desktop Sit/Stand for Laptop Platform: 26"W x 13¼"D Finish: Silver-SL	2132SL	317.00	317.00	1	25	30	2.57	70

# Soar™ by Safco Electric Desktop Sit/Stand Desk



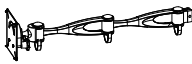
<b>Soar™ by Safco Electric Desktop Sit/Stand Desks</b>									
 2191WH	Soar™ by Safco Electric Desktop Sit/Stand Overall: 27¼"W x 22"D x 18½ - 36"D Finish: White-WH	2191WH	656.00	656.00	1	46.2	47	3.1	070
 2192WH	Soar™ by Safco Electric Desktop Sit/Stand, One Monitor Arm Overall: 27¼"W x 22"D x 18½ - 36"D Finish: White-WH	2192WH	714.00	714.00	1	49.5	50	3.1	070
 2193WH	Soar™ by Safco Electric Desktop Sit/Stand, Dual Monitor Arms Overall: 27¼"W x 22"D x 18½ - 37¼"D Finish: White-WH	2193WH	792.00	792.00	1	52.6	53	3.46	070

These products are subject to California Proposition 65. Please visit the product detail page on our website for specific information.

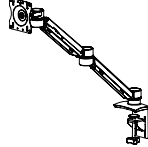
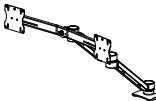
# Desktop Sit/Stand Workstations

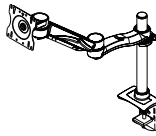
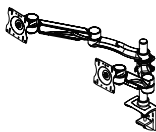
Model #	Description	Model #	List Price Ea.*	List Carton Price	Quantity Per Carton	Actual Weight	S-Parcel Billable Weight	Carton Cube	Freight Class
 2180	Height-Adjustable Laptop Stand 27"W x 18"D x 21½"H Finish: Black-BL	2180BL	169.00	169.00	1	21	21	1.37	70


## Ergonomic Accessories - Monitor Arms and Supports

Monitor Arms and Supports									
 TAMSP	Single Post Support Support Size: 3"Dia. x 15"H Finish: Silver with Black accents	TAMSP	149.00	149.00	1	7	7	.22	100
 TAMDP	Dual Post Support Support Size: 3"Dia. x 29½"H Finish: Silver with Black accents	TAMDP	222.00	222.00	1	9	9	.31	100
 TAM2	Single Monitor Arm Support Size: Dual 18½" Extension Finish: Silver with Black accents	TAM2	195.00	195.00	1	5	6	.09	100

Note: Grommet Mount must be field installed by installation team.

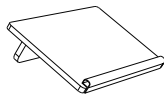
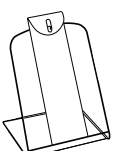
Desk Mounted Monitor Arms									
 EZKE1	Single Screen Monitor Arm 26" of reach and 13" of usable height adjustment 2-14 lb. maximum load for single screen Finish: Silver	EZKE1	332.00	332.00	1	8	8	0.02	100
 EZKE2	Dual Screen Single Monitor Arm 26" of reach and 13" of usable height adjustment. 2-14 lb. maximum load for single screen, 2-10 lb. maximum load per screen for dual screen Finish: Silver	EZKE2	468.00	468.00	1	8	9	0.02	100

Pole Mounted Monitor Arms									
 EZKC1	Single Arm Monitor Mount 24" of reach and 18" of usable height adjustment (including pole) 4-20 lb. maximum load per each monitor arm Quick connect monitor screen feature Finish: Silver	EZKC1	538.00	538.00	1	8	9	0.02	100
 EZKC2	Dual Arm Monitor Mount 24" of reach and 18" of usable height adjustment (including pole) 4-20 lb. maximum load per each monitor arm Quick connect monitor screen feature Finish: Silver	EZKC2	816.00	816.00	1	12	13	0.02	100










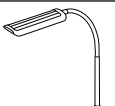





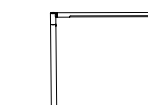


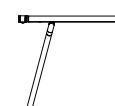








 EZKCC	Conversion Arm to Dual Arm Monitor Mount Finish: Silver	EZKCC	282.00	282.00	1	4	4	1.0	100
---	--	-------	--------	--------	---	---	---	-----	-----

Note: Grommet Mount/field installed by installation team.

## Document Holders

Document Holders									
 2156*	Ergo-Comfort® Read/Write Document Stand 19½"W x 11"D x 5½"- 6¼"H Finish: Light Gray, Black-BL * Only available to order by Carton.	2156 2156BL	68.00	408.00	6	36	36	2.76	85
 2158BL*	Onyx™ Mesh Document Holder 9"W x 8"D x 13¼"H Finish: Black-BL * Only available to order by Carton.	2158BL	28.00	140.00	5	14	40	3.59	85

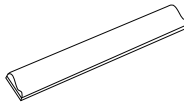

# LED Lighting

	Model #	Description	Model #	List Price Ea.	List Carton Price	Quantity Per Carton	Actual Weight	S-Parcel Billable Weight	Carton Cube	Freight Class	
	<b>LED Lighting</b>										
	<b>1000</b> 	Vivo™ LED Light 4"W x 17½"D x 15"H <b>Finish:</b> Black-BL, Champagne-CG, Red-RD, White-WH	1000BL 1000CG 1000RD 1000WH	211.00	211.00	1	5	7	0.57	100	
	<b>1001</b> 	Vamp™ LED Light 5"W x 16"D x 16¾"H <b>Finish:</b> Black-BL, Silver-SL, White-WH	1001BL 1001SL 1001WH	129.00	129.00	1	3	4	0.23	85	
	<b>1003SL</b>  	Z-Arm Clamp-On LED Light 3"W x 28"D x 21"H <b>Finish:</b> Silver-SL	1003SL	205.00	205.00	1	3	9	0.86	150	
	<b>1004WH</b> 	Clamp-On LED Light 3"W x 12"D x 13"H <b>Finish:</b> White-WH	1004WH	72.00	72.00	1	2	3	0.18	925	
	<b>1005WH</b> 	Mini-Vamp™ LED Light 4"W x 14"D x 13"H <b>Finish:</b> White-WH	1005WH	77.00	77.00	1	2	3	0.27	125	
	<b>1006SL</b> 	Adjustable LED Floor Light 7"W x 11"D x 51"H <b>Finish:</b> Silver-SL	1006SL	230.00	230.00	1	14	45	4.22	150	
	<b>LED Task Lighting – Desktop</b>										
	<b>EZDO</b> 	LED Clear Desk Light 6¼" Dia. Base x 13"H <b>Finish:</b> Clear Polycarbonate	EZDO	328.00	328.00	1	3	6	.45	110	
	<b>EZDR</b> 	LED Single Arm Desk Light 15¾" Light Arm x 16"H with 6" Dia. Base <b>Finish:</b> Brushed Nickel	EZDR	328.00	328.00	1	4	6	.53	110	
	<b>LED Desk Light with Oval Base</b>										
	<b>EZDM</b> 	LED Desk Light with Oval Base 8" x 5½" Oval Base, 13¼" Light Arm x 25" maximum H <b>Finish:</b> Painted Silver	EZDM	444.00	444.00	1	7	12	1.14	110	
	<b>EZDMS</b> 	LED Desk Light with Oval Base & Occupancy Sensor 8" x 5½" Oval Base, 13¼" Light Arm x 25" maximum H <b>Finish:</b> Painted Silver	EZDMS	528.00	528.00	1	7	12	1.14	110	
	<b>EZDC</b> 	LED Desk Light with Clamp Base 13¼" Light Arm x 25" maximum H <b>Finish:</b> Painted Silver	EZDC	444.00	444.00	1	7	12	1.14	110	
	<b>EZDCS</b> 	LED Desk Light with Clamp Base & Occupancy Sensor 13¼" Light Arm x 25" maximum H <b>Finish:</b> Painted Silver	EZDCS	528.00	528.00	1	7	12	1.14	110	
	<b>LED Task Lighting – Under Cabinet (Basic)</b>										
	<b>EZDP</b> 	Under Cabinet LED Light 16"W <b>Finish:</b> Silver	EZDP	205.00	205.00	1	1	4	.26	250	
	<b>LED Task Lighting – Under Cabinet (Enhanced)</b>										
	<b>EZBTL18</b> 	Under Cabinet LED Light for 24" Shelf 22"W x 1"H <b>Finish:</b> Painted Steel Shroud in White-G5, Tech Silver-HK5 or Black-S5	EZBTL18G5 EZBTL18HK5 EZBTL18S5	256.00	256.00	1	5	5	0.0	110	
	<b>EZBTL30</b> 	Under Cabinet LED Light for 36" or 48" Shelf 34"W x 1"H <b>Finish:</b> Painted Steel Shroud in White-G5, Tech Silver-HK5 or Black-S5	EZBTL30G5 EZBTL30HK5 EZBTL30S5	338.00	338.00	1	5	5	0.0	110	



These products are subject to California Proposition 65. Please visit the product detail page on our website for specific information.

## Wrist Rests

Model #	Description	Model #	List Price Ea.*	List Carton Price	Quantity Per Carton	Actual Weight	S-Parcel Billable Weight	Carton Cube	Freight Class
<b>SoftSpot® Wrist Rests</b>									
	<b>90208</b> SoftSpot® Proline Keyboard Pad 18"W x 3½"D x 1¼"H Finish: Black-BL * Only available to order by Carton.	90208	38.00	380.00	10	11	11	0.84	85
	<b>90108</b> SoftSpot® Proline Mouse Pad 7½"W x 13"D x 1¼"H Finish: Black-BL * Only available to order by Carton	90108	38.00	380.00	10	11	14	1.25	100



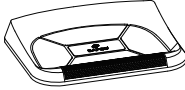
## Footrests

Model #	Description	Model #	List Price Ea.*	List Carton Price	Quantity Per Carton	Actual Weight	S-Parcel Billable Weight	Carton Cube	Freight Class
<b>Footrests</b>									
	<b>2105</b> Ergo-Comfort® Footrest - 5" High 18½"W x 11½"D x 5"H Finish: Black * Only available to order by Carton.	2105	61.00	305.00	5	26	59	5.63	85
	<b>2106</b> Ergo-Comfort® Footrest - 8" High 18½"W x 11½"D x 8"H Finish: Black * Only available to order by Carton.	2106	69.00	276.00	4	24	74	6.98	85
	<b>2119BL</b> Stress Buster™ Massaging Footrest 20¼"W x 20½"D x 5"H Finish: Black-BL	2119BL	90.00	90.00	1	7	20	1.92	150
	<b>2120BL</b> Restease™ Adjustable Footrest 15½"W x 14½"D x 3¼" to 5"H Finish: Black-BL * Only available to order by Carton.	2120BL	55.00	275.00	5	20	28	2.74	150
	<b>2122BL</b> Foot Rocker Footrest 17½"W x 11½"D x 3½"H Finish: Black-BL * Only available to order by Carton.	2122BL	63.00	315.00	5	23	24	1.35	150
	<b>92311</b> Remedease® Foot Cushion 17½"W x 11½"D x 6¼"H Finish: Black * Only available to order by Carton.	92311	51.00	255.00	5	8	47	4.27	300
	<b>5124</b> Task Master® Adjustable Footrest Overall: 20"W x 12"D x 5½" - 15"H Finish: Black	5124	205.00	205.00	1	14	14	0.86	85
	<b>FFR-1000</b> Stabilizing Footrest Weight Capacity: 300 lbs. 14"W x 26"D x 3½"H	FFR-1000	90.00	90.00	1	4.5	6	0.54	150
	<b>2129BL</b> Shift™ Height-Adjustable Footrest Platform: 20"W x 12"D Overall: 20½"W x 14½"D x 21½"H Finish: Black	2129	163.00	163.00	1	18	19	1.23	100
	<b>2134BL</b> Dynamic Footrest For use with Standing Desk or Height-Adjustable Desk Overall: 29"W x 17½"D x 16½"H Finish: Black	2134BL	175.00	175.00	1	18	20	1.93	85

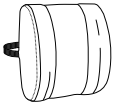
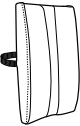



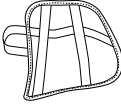

## Balance Board

Model #	Description	Model #	List Price Ea. *	List Carton Price	Quantity Per Carton	Actual Weight	S-Parcel Billable Weight	Carton Cube	Freight Class
	<b>Kick™ Balance Board</b> 2128 Kick™ Balance Board 32¼"W x 12¼"D x 3"H Finish: Black-BL, Blue-BU	2128BL 2128BU	157.00	157.00	1	12	13	1.25	150

## Anti-Fatigue Mat

	<b>Safco® Movable Anti-Fatigue Mat</b> 2110BL Safco® Movable Anti-Fatigue Mat Overall: 20"W x 30"D x 1"H Finish: Black	2110BL	79.00	79.00	1	5	8	0.56	125
	<b>Active Anti-Fatigue Mat</b> 2125BL Active Anti-Fatigue Mat Overall: 29"W x 27"D x 3"H Finish: Black	2125BL	145.00	145.00	1	7.9	15	1.51	175
	<b>Contoured Anti-Fatigue Mat</b> 2127BL Contoured Anti-Fatigue Mat Overall: 30½"W x 27½"D x 4¼"H Finish: Black	2127BL	155.00	155.00	1	12.5	21	2.06	175

## Backrests

	<b>71491 Remedease® High Profile Backrest</b> 12¾"W x 4"D x 13"H Finish: Black * Only available to order by Carton.	71491	52.00	260.00	5	6	24	2.27	250
	<b>71301 Remedease® Full Height Backrest</b> 14"W x 3"D x 19½"H Finish: Black * Only available to order by Carton.	71301	64.00	320.00	5	5	28	2.48	250
	<b>7150BL SoftSpot® Lumbar Roll</b> 14"W x 2½"D x 8"H Finish: Black-BL * Only available to order by Carton.	7150BL	39.00	195.00	5	6	18	1.59	150
	<b>7151BL SoftSpot® Low Profile</b> 14"W x 2½"D x 11"H Finish: Black-BL * Only available to order by Carton.	7151BL	58.00	290.00	5	9	25	2.33	250
	<b>7152BL SoftSpot® Seat Cushion</b> 15½"W x 10"D x 3"H Finish: Black-BL * Only available to order by Carton.	7152BL	80.00	400.00	5	10	23	2.1	150
	<b>7153BL Mesh Backrest</b> 17½"W x 3"D x 15"H Finish: Black-BL * Only available to order by Carton.	7153BL	39.00	195.00	5	10	69	6.45	300
	<b>7154BL Memory Foam Lumbar Support Backrest</b> 14½"W x 3¾"D x 6¾"H Finish: Black-BL * Only available to order by Carton.	7154BL	45.00	225.00	5	13	27	2.39	150



These products are subject to California Proposition 65. Please visit the product detail page on our website for specific information.

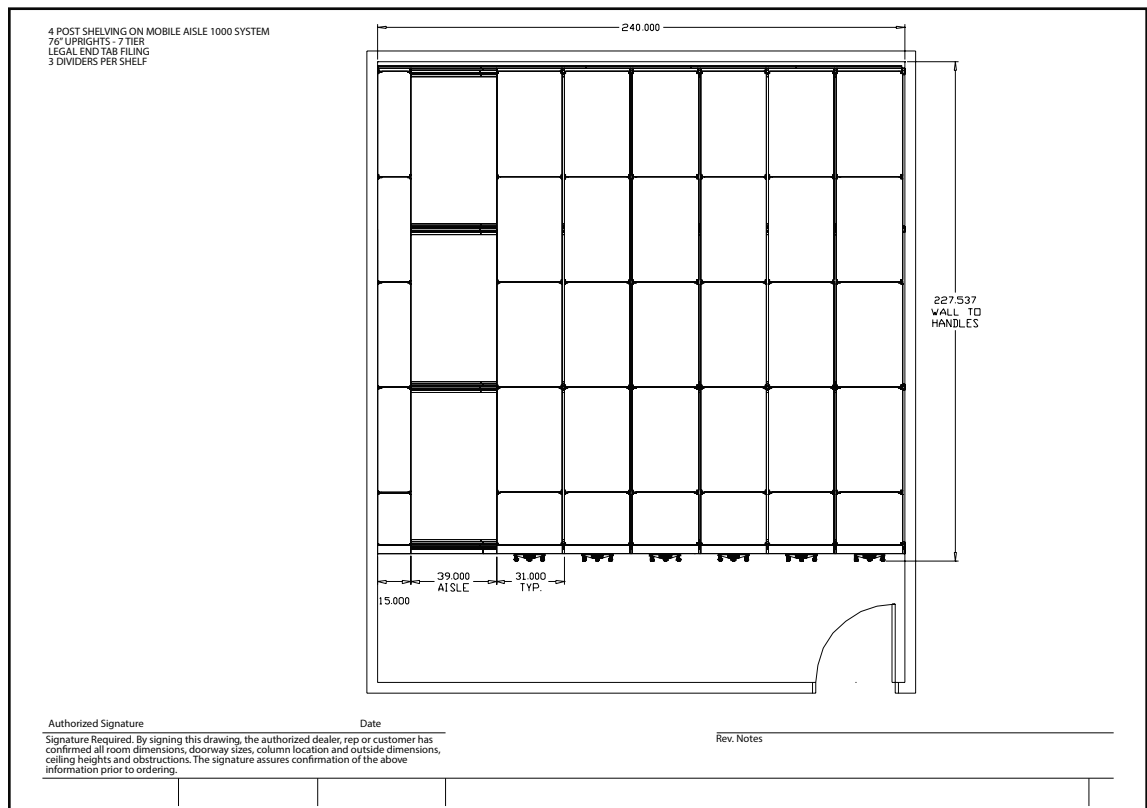
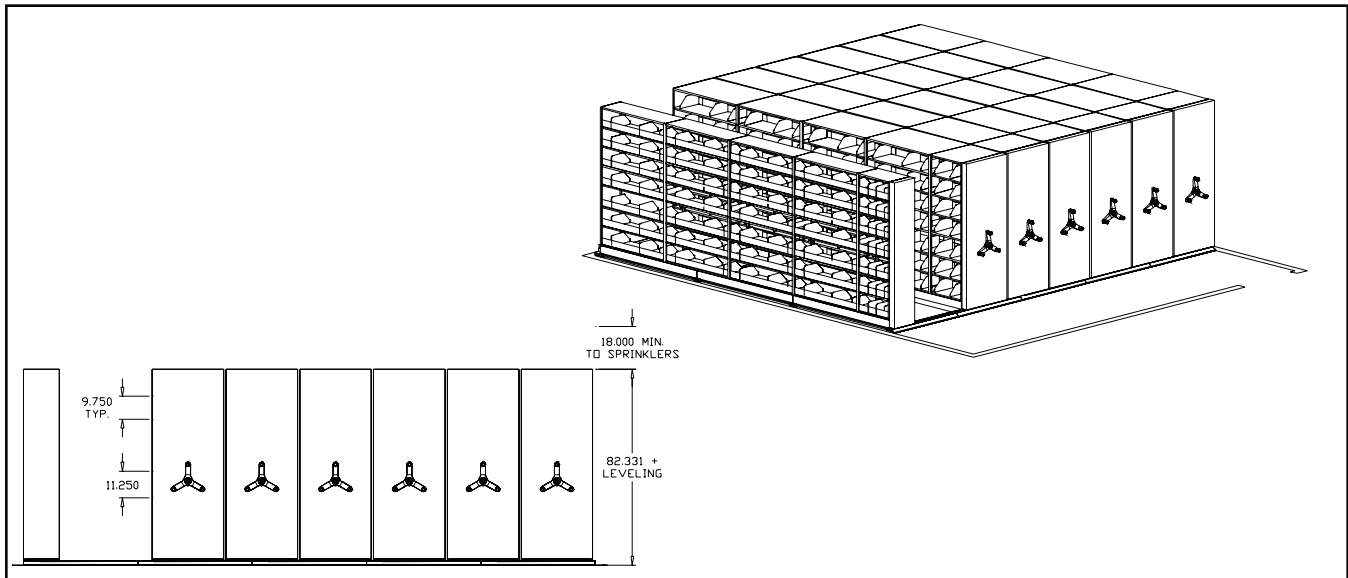
## COMPLEMENTARY SPACE PLANNING SERVICES

Our storage and filing experts can help – FREE OF CHARGE. If your storage problems can be solved with a high-density storage solution, let us help. Our space planning team are experts at storage and filing solutions and can design a Mobile 1000 solution to fit your storage needs. Our Space planners have extensive knowledge of Mobile 1000, Mobile Lite, 4-post shelving, Arc™ Rotary Files, heavy-duty shelving, Flip 'n File cabinets, File Harbor cabinets, Mailflow, Kwik-Track systems and more.

Just fill out our filing survey located at [www.safcoproducts.com](http://www.safcoproducts.com) under Space Planning. The filing survey takes just a few minutes and will provide our space planners with the necessary information to complete a quote and design layout. Email your room drawings in AutoCAD or pdf format, along with the filing survey, to [spaceplanning@safcoproducts.com](mailto:spaceplanning@safcoproducts.com). Call us at 1-800-735-6869 if you have any questions.

### Certified Installers

Our certified installers undergo in-depth training on all of our Filing & Storage System products. To find an installer near you visit [www.safcoproducts.com](http://www.safcoproducts.com), Space Planning and click on "Find a Certified Installer".



## Mobile Aisle 1000™

### 4-Post Shelving

- No hardware required for installation
- End panels provide a finished appearance
- All shelving is offered in 24", 30", 36", 42" and 48" widths
- All shelving is offered in 9", 12", 15", 18", 24", 30 and 36" depths
- Dividers interlock with common stop for stability
- 4-Post design shelving will support 240 lbs. per shelf
- Heavy-Duty will support 800 lbs. per shelf
- Accessories: Roll-out drawers, Posting/Reference Shelf, Security Shades, Slatwall, Wire Shelving
- Wall anchoring brackets and hardware available

### Wire Shelving

- Bright zinc chloride plating followed by clear chromate plating with Master-Seal® sealer for improved rust protection
- 3-year limited warranty on wire shelving
- NSF-listed for dry storage environments
- Shelving offered in 12", 15", 18", 24", 30" and 36" depths
- All shelving is offered in 24", 36", 42" and 48" widths
- Shelves load tested to 250 lbs.
- Available for even dimension 4-Post only
- Shelves mount over two shelf supports of a 4-Post system
- Optional Center Stop assemblies are available that include one side-to-side partition that interlocks with two front-to-back ledges to form an "H"
- Additional side-to-side partitions are also sold separately

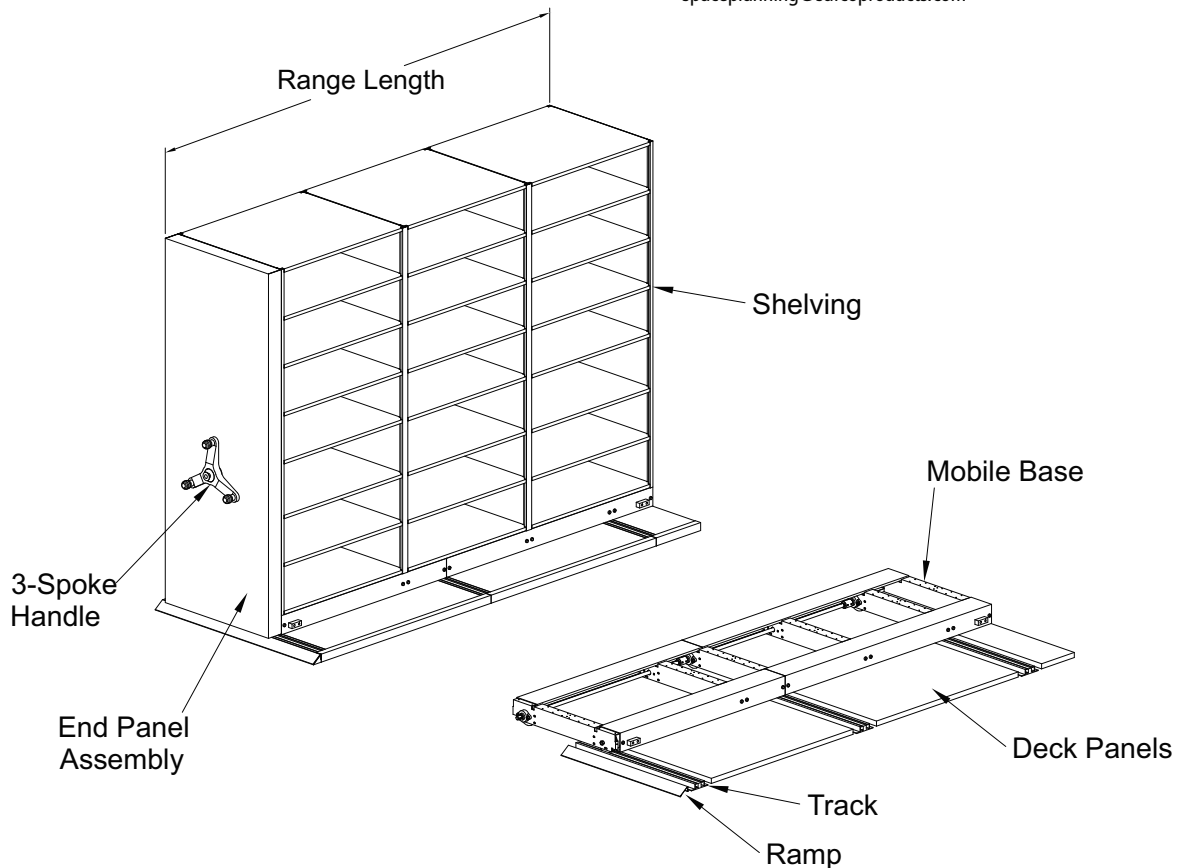
### Track, Decking & Ramps

- Non-grouted track, totally re-levelable at any time
- Levelers in pairs positioned every 6"
- Two point contact to floor for weight load distribution
- Track interlocks and overlaps at all track joints
- Attachment to floor with HILTI® (expansion bolt)
- Deck is supplied by Safco®
- Available with fire-retardant carpet (Charcoal or Brown Rouse) or unfinished
- Deck panels – complete with levelers
- Low profile standard system entry or ADA/incline ramp options

### End Panel Drive Assemblies

- 1 pound of pressure required to move 10,000 lbs.
- All steel, no particleboard
- Painted steel end panels available in standard Safco® Corporate colors
- Magnetic design enhancement option available in laminate, veneer and fabric
- Three spoke handle which includes a range safety lock with red locking indicator

See page 279 for more details or contact Space Planning for complementary design service 1-800-735-6869 or email [spaceplanning@safcoproducts.com](mailto:spaceplanning@safcoproducts.com)



Think of Mobile Lite as the streamlined version of Mobile 1000 – same concept with a few modifications that make it even more affordable and it installs in half the time of larger, heavy-duty systems.

The easy-to-order Mobile Lite typical model numbers include the following: one single faced fixed unit, one single faced movable unit and a range of 2 to 4 double faced movable units. Model numbers also include 7-tier 4-post shelving, back panels for single faced units, dividers, half high end panel assembly, key lock included with single faced movable unit, plunger lock included with all double faced movable units, mobile bases, track and additional track for typical aisle walkway. No decking or ramping required. For special customer requirements and design service, please see page 279 for more details or contact Safco® Space Planning department for complementary design service at 1-800-735-6869 or email spaceplanning@safcoproducts.com.

## Mobile Lite Typicals

- Comes with dividers, 3 per shelf
- Letter-size media

Letter Depth Shelving Model Numbers	System Width	Overall Range Length	Overall Height	Wt.	Aisle	LFI	System Size	List Price
EML3672L	118"	44"	80 <sup>1</sup> / <sub>4</sub> "	1,159	36"	1,454"	10' x 4'	11,425.00
EML3673L	144"	44"	80 <sup>1</sup> / <sub>4</sub> "	1,500	36"	1,939"	12' x 4'	14,677.00
EML3674L	170"	44"	80 <sup>1</sup> / <sub>4</sub> "	1,844	36"	2,424"	15' x 4'	18,001.00
EML4872L	118"	56"	80 <sup>1</sup> / <sub>4</sub> "	1,334	36"	1,958"	10' x 5'	12,550.00
EML4873L	144"	56"	80 <sup>1</sup> / <sub>4</sub> "	1,562	36"	2,611"	12' x 5'	16,151.00
EML4874L	170"	56"	80 <sup>1</sup> / <sub>4</sub> "	2,099	36"	3,263"	15' x 5'	19,865.00
EML7272L	118"	80"	80 <sup>1</sup> / <sub>4</sub> "	1,858	36"	2,912"	10' x 7'	17,466.00
EML7273L	144"	80"	80 <sup>1</sup> / <sub>4</sub> "	2,384	36"	3,884"	12' x 7'	22,368.00
EML7274L	170"	80"	80 <sup>1</sup> / <sub>4</sub> "	2,909	36"	4,854"	15' x 7'	27,532.00
EML9672L	118"	104"	80 <sup>1</sup> / <sub>4</sub> "	2,202	36"	3,916"	10' x 9'	19,938.00
EML9673L	144"	104"	80 <sup>1</sup> / <sub>4</sub> "	2,810	36"	5,222"	12' x 9'	25,596.00
EML9674L	170"	104"	80 <sup>1</sup> / <sub>4</sub> "	3,417	36"	6,527"	15' x 9'	31,420.00

**System Width:** Total length from left to right of system

**Overall Range Length:** From wall to the tip of the handle (dimension includes 1<sup>1</sup>/<sub>2</sub>" clearance from wall)

**Overall Height:** Distance from the floor to the top of shelving

**Aisle:** Walkway between ranges

**LFI:** The amount of Linear Filing Inches offered in each typical

**System Size:** Footprint of the system

### Letter

EML3672L

EML: Mobile Lite

36: Overall shelving length in inches

7: Number of shelves per unit

2: Number of double face movable units

L: Letter media

### Letter

EML4874L

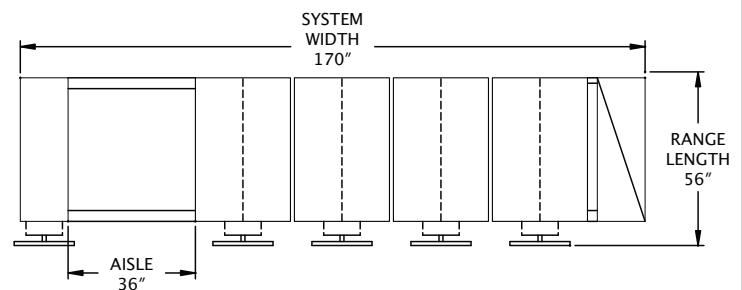
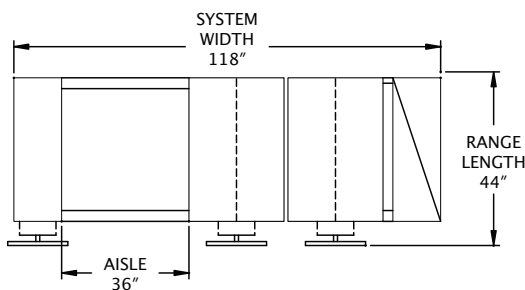
EML: Mobile Lite

48: Overall shelving length in inches

7: Number of shelves per unit

4: Number of double face movable units

L: Letter media



Top View of System Ranges

Office Suites  
Seating  
Tables  
Desks  
Meeting Essentials  
Personal Organization  
Ergonomics  
High Density Storage  
Storage & Filing  
Facilities  
Technology Furniture  
Art & Engineering



## Mobile Lite Typical

- Comes with dividers, 3 per shelf
- Legal-size media

Legal Depth Shelving Model Numbers	System Width	Overall Range Length	Overall Height	Wt.	Aisle	LFI	System Size	List Price
EML3672G	135"	44"	80 <sup>1</sup> / <sub>4</sub> "	1,337	36"	1,454"	12' x 4'	12,127.00
EML3673G	167"	44"	80 <sup>1</sup> / <sub>4</sub> "	1,745	36"	1,939"	14' x 4'	15,757.00
EML3674G	199"	44"	80 <sup>1</sup> / <sub>4</sub> "	2,153	36"	2,424"	17' x 4'	19,301.00
EML4872G	135"	56"	80 <sup>1</sup> / <sub>4</sub> "	1,505	36"	1,958"	12' x 5'	13,056.00
EML4873G	167"	56"	80 <sup>1</sup> / <sub>4</sub> "	1,955	36"	2,611"	14' x 5'	16,925.00
EML4874G	199"	56"	80 <sup>1</sup> / <sub>4</sub> "	2,405	36"	3,263"	17' x 5'	20,705.00
EML7272G	135"	80"	80 <sup>1</sup> / <sub>4</sub> "	2,153	36"	2,912"	12' x 7'	18,507.00
EML7273G	167"	80"	80 <sup>1</sup> / <sub>4</sub> "	2,770	36"	3,884"	14' x 7'	23,954.00
EML7274G	199"	80"	80 <sup>1</sup> / <sub>4</sub> "	3,431	36"	4,854"	17' x 7'	29,273.00

Heavy-Duty Depth Shelving Model Numbers	System Width	Overall Range Length	Overall Height	Wt.	Aisle	LFI	System Size	List Price
EML3652X	160"	44"	89"	1,297	42"	1,039"	14' x 4'	15,361.00
EML3653X	198"	44"	89"	1,695	42"	1,385"	17' x 4'	19,863.00
EML3654X	236"	44"	89"	2,097	42"	1,731"	20' x 4'	24,330.00
EML4852X	160"	56"	89"	1,465	42"	1,399"	14' x 5'	15,591.00
EML4853X	198"	56"	89"	1,905	42"	1,865"	17' x 5'	20,137.00
EML4854X	236"	56"	89"	2,365	42"	2,331"	20' x 5'	24,675.00

**System Width:** Total length from left to right of system

**Overall Range Length:** From wall to the tip of the handle (dimension includes 1<sup>1</sup>/<sub>2</sub>" clearance from wall)

**Overall Height:** Distance from the floor to the top of shelving

**Aisle:** Walkway between ranges

**LFI:** The amount of Linear Filing Inches offered in each typical

**System Size:** Footprint of the system

### Legal

EML7273G

EML: Mobile Lite

72: Overall shelving length in inches

7: Number of shelves per unit

3: Number of double face movable units

G: Legal media

### Heavy-Duty

EML3652X

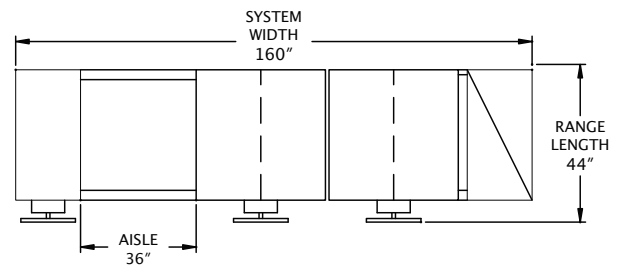
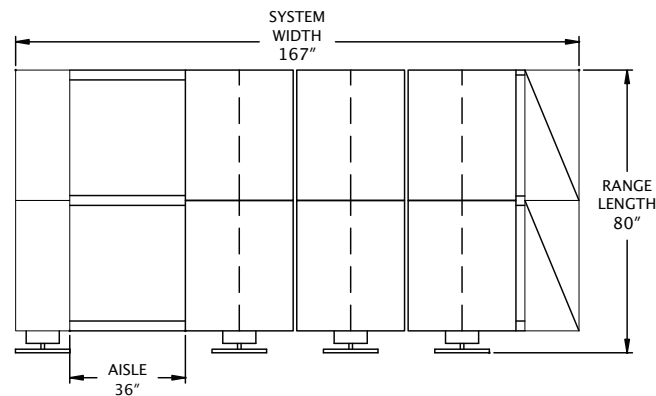
EML: Mobile Lite

36: Overall shelving length in inches

5: Number of shelves per unit

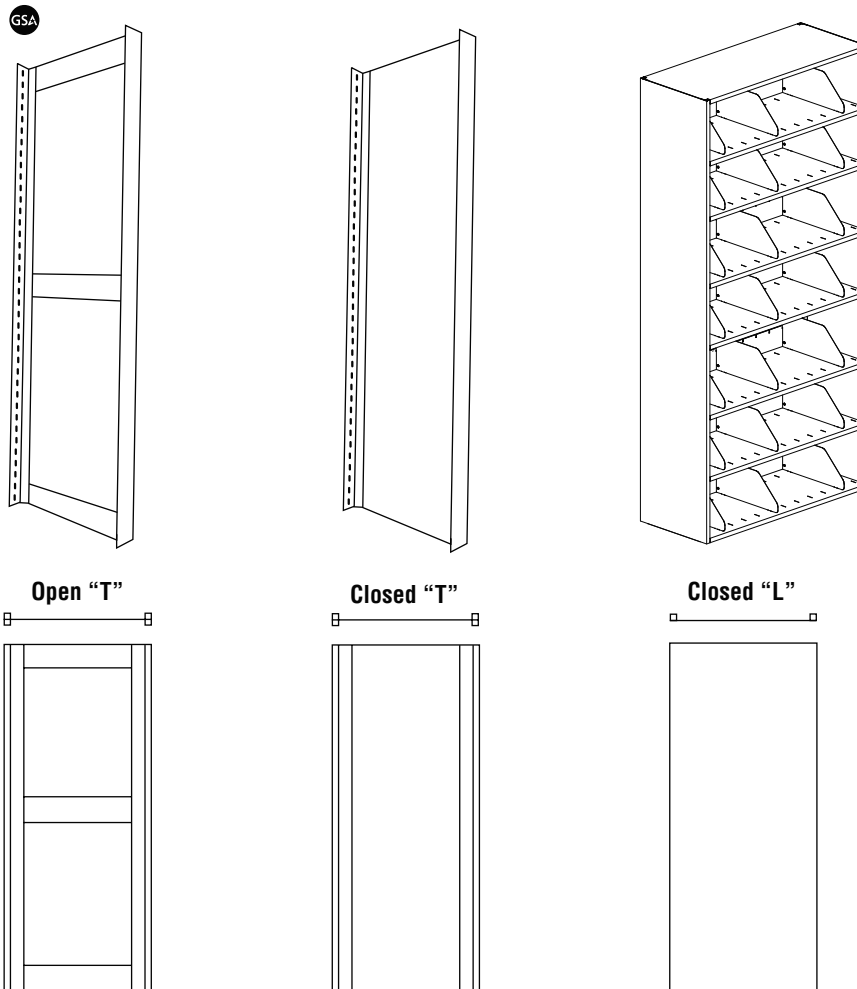
2: Number of double face movable units

X: Heavy-duty media



Top View of System Ranges

- 4-Post Shelving starter unit includes two uprights, the required number of shelves (24", 30", 36", 42" or 48" wide), center stops or back stops, shelf supports, shelf reinforcements as required, and one canopy top. Shelves are 18- or 22-gauge steel
- Adder units include the previously mentioned parts with one upright, closed or open
- 240 lb. capacity per shelf. All shelving adjusts on 1½" increments along 4-Post uprights
- Choose from either closed "L" uprights, closed "T" uprights, or open "T" uprights
- "T" uprights are normally for internal range support, while closed "L" uprights provide a more finished external appearance
- Dividers are not included, but are required when using standard common stops (order separately), dividers adjust on 3" increments
- Back panels are optional
- Units sold open-back as standard
- Clearance end tab filing 9¾"



## PRODUCT NUMBERING SCHEME FOR 4-POST SHELVING GSA

Product Number Example: **EFL3624868S**

- E:** Even Dimension 4-Post
- F:** 4-Post Shelving
- L, T or O:** Shelving Type ("L" for Closed L-Upright, "T" for Closed T-Upright, and "O" for Open T-Upright.)
- 36:** Shelving Width in Inches (24, 30, 36, 42 or 48)
- 24:** Shelving Depth in Inches (9, 12, 15, 18, 24, or 30)
- 86:** Upright Height in Inches (43, 65, 76, 86, or 97)
- 8:** Number of Usable Shelves
- S:** Starter
- A:** Adder

# 4-Post Shelving

## 43" Height, Three-Tier Complete Assemblies (Binder Storage) GSA

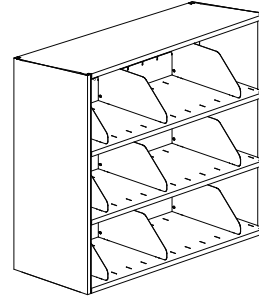
- 12" and 15" are single entry only
- 18", 24" and 30" deep are double entry
- Option of ordering with and without Dividers, add "DV" suffix if ordering with dividers (3 dividers per shelf)
- Dividers required for use with common stops

### Starter Units with Two Closed "L" Uprights GSA

Model No.	W	D	H	Wt.	Without Dividers		With Dividers	
					List Price	Wt.	Add "DV" Suffix List Price	
EFL2412433S	24"	12"	43"	48	395.00	57	476.00	
EFL2415433S	24"	15"	43"	55	416.00	64	508.00	
EFL2418433S	24"	18"	43"	66	517.00	75	756.00	
EFL2424433S	24"	24"	43"	80	544.00	89	703.00	
EFL2430433S	24"	30"	43"	99	607.00	108	788.00	
EFL3012433S	30"	12"	43"	53	395.00	62	476.00	
EFL3015433S	30"	15"	43"	62	416.00	71	508.00	
EFL3018433S	30"	18"	43"	73	522.00	82	761.00	
EFL3024433S	30"	24"	43"	89	546.00	98	706.00	
EFL3030433S	30"	30"	43"	109	609.00	118	790.00	
EFL3612433S	36"	12"	43"	59	398.00	68	479.00	
EFL3615433S	36"	15"	43"	68	420.00	77	512.00	
EFL3618433S	36"	18"	43"	81	529.00	90	768.00	
EFL3624433S	36"	24"	43"	99	558.00	108	717.00	
EFL3630433S	36"	30"	43"	120	609.00	129	790.00	
EFL4212433S	42"	12"	43"	72	419.00	81	499.00	
EFL4215433S	42"	15"	43"	83	459.00	92	551.00	
EFL4218433S	42"	18"	43"	94	546.00	103	786.00	
EFL4224433S	42"	24"	43"	113	592.00	122	751.00	
EFL4230433S	42"	30"	43"	136	662.00	145	843.00	
EFL4812433S	48"	12"	43"	81	473.00	90	554.00	
EFL4815433S	48"	15"	43"	91	510.00	100	603.00	
EFL4818433S	48"	18"	43"	104	595.00	113	834.00	
EFL4824433S	48"	24"	43"	123	651.00	132	810.00	
EFL4830433S	48"	30"	43"	148	715.00	157	896.00	

**NOTE:** Recommend using laminate tops for more finished appearance. Special pricing provided by Space Planning.

**NOTE:** 9"D shelving for stand-alone requirements only available by contacting Space Planning service at 1-800-735-6869 or spaceplanning@safcoproducts.com to discuss specific application, obtain prior approval and quote. Please see page 279 for more details.



### Adder Units with Open "T" Upright GSA

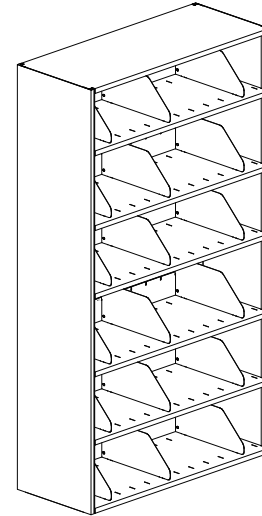
Model No.	W	D	H	Wt.	Without Dividers		With Dividers		Model No.	Wt.	Without Dividers		With Dividers	
					List Price	Wt.	Add "DV" Suffix List Price	List Price			List Price	Wt.	List Price	
EFO2412433A	24"	12"	43"	35	305.00	44	385.00	EFT2412433A	37	305.00	46	385.00		
EFO2415433A	24"	15"	43"	37	319.00	46	412.00	EFT2415433A	42	319.00	51	412.00		
EFO2418433A	24"	18"	43"	42	429.00	51	669.00	EFT2418433A	50	429.00	59	669.00		
EFO2424433A	24"	24"	43"	49	447.00	58	606.00	EFT2424433A	60	447.00	69	606.00		
EFO2430433A	24"	30"	43"	59	482.00	68	662.00	EFT2430433A	74	482.00	83	662.00		
EFO3012433A	30"	12"	43"	40	305.00	49	385.00	EFT3012433A	42	305.00	51	385.00		
EFO3015433A	30"	15"	43"	44	319.00	53	412.00	EFT3015433A	49	319.00	58	412.00		
EFO3018433A	30"	18"	43"	49	434.00	58	674.00	EFT3018433A	57	434.00	66	674.00		
EFO3024433A	30"	24"	43"	57	449.00	66	608.00	EFT3024433A	69	449.00	78	608.00		
EFO3030433A	30"	30"	43"	68	484.00	77	664.00	EFT3030433A	84	484.00	93	664.00		
EFO3612433A	36"	12"	43"	46	308.00	55	388.00	EFT3612433A	48	308.00	57	388.00		
EFO3615433A	36"	15"	43"	50	324.00	59	416.00	EFT3615433A	55	324.00	64	416.00		
EFO3618433A	36"	18"	43"	57	434.00	66	674.00	EFT3618433A	64	434.00	73	674.00		
EFO3624433A	36"	24"	43"	66	449.00	75	608.00	EFT3624433A	77	449.00	86	608.00		
EFO3630433A	36"	30"	43"	79	484.00	88	664.00	EFT3630433A	95	484.00	104	664.00		
EFO4212433A	42"	12"	43"	59	329.00	68	409.00	EFT4212433A	62	329.00	71	409.00		
EFO4215433A	42"	15"	43"	64	364.00	73	456.00	EFT4215433A	69	364.00	78	456.00		
EFO4218433A	42"	18"	43"	71	459.00	80	698.00	EFT4218433A	78	459.00	87	698.00		
EFO4224433A	42"	24"	43"	81	494.00	90	653.00	EFT4224433A	92	494.00	101	653.00		
EFO4230433A	42"	30"	43"	95	537.00	104	718.00	EFT4230433A	111	537.00	120	718.00		
EFO4812433A	48"	12"	43"	68	383.00	77	463.00	EFT4812433A	70	383.00	79	463.00		
EFO4815433A	48"	15"	43"	73	414.00	82	506.00	EFT4815433A	78	414.00	87	506.00		
EFO4818433A	48"	18"	43"	80	507.00	89	747.00	EFT4818433A	88	507.00	97	747.00		
EFO4824433A	48"	24"	43"	91	554.00	100	713.00	EFT4824433A	103	554.00	112	713.00		
EFO4830433A	48"	30"	43"	108	589.00	117	770.00	EFT4830433A	123	589.00	132	770.00		

65" Height, Six-Tier Complete Assemblies **GSA**

- 9", 12" and 15" are single entry only
- 18", 24" and 30" deep are double entry
- Option of ordering with and without Dividers, add "DV" suffix if ordering with dividers (3 dividers per shelf)
- Dividers required for use with common stops

Starter Units with Two Closed "L" Uprights **GSA**

Model No.	W	D	H	Wt.	Without Dividers		With Dividers	
					List Price	Wt.	Add "DV" Suffix List Price	Wt.
EFL2409656S	24"	9"	65"	67	606.00	85	788.00	
EFL2412656S	24"	12"	65"	79	576.00	97	696.00	
EFL2415656S	24"	15"	65"	91	606.00	109	745.00	
EFL2418656S	24"	18"	65"	109	805.00	127	1,166.00	
EFL2424656S	24"	24"	65"	133	843.00	151	1,082.00	
EFL2430656S	24"	30"	65"	165	959.00	183	1,232.00	
EFL3009656S	30"	9"	65"	75	612.00	93	794.00	
EFL3012656S	30"	12"	65"	88	576.00	106	696.00	
EFL3015656S	30"	15"	65"	103	606.00	121	745.00	
EFL3018656S	30"	18"	65"	120	810.00	138	1,171.00	
EFL3024656S	30"	24"	65"	148	845.00	166	1,085.00	
EFL3030656S	30"	30"	65"	182	961.00	200	1,234.00	
EFL3609656S	36"	9"	65"	87	612.00	105	794.00	
EFL3612656S	36"	12"	65"	91	579.00	109	699.00	
EFL3615656S	36"	15"	65"	114	610.00	132	749.00	
EFL3618656S	36"	18"	65"	134	810.00	152	1,171.00	
EFL3624656S	36"	24"	65"	163	845.00	181	1,085.00	
EFL3630656S	36"	30"	65"	201	961.00	219	1,234.00	
EFL4209656S	42"	9"	65"	110	648.00	128	830.00	
EFL4212656S	42"	12"	65"	125	618.00	143	738.00	
EFL4215656S	42"	15"	65"	142	697.00	160	836.00	
EFL4218656S	42"	18"	65"	159	857.00	177	1,217.00	
EFL4224656S	42"	24"	65"	192	941.00	210	1,180.00	
EFL4230656S	42"	30"	65"	232	1,062.00	250	1,335.00	
EFL4809656S	48"	9"	65"	124	725.00	142	907.00	
EFL4812656S	48"	12"	65"	140	722.00	158	842.00	
EFL4815656S	48"	15"	65"	157	782.00	175	920.00	
EFL4818656S	48"	18"	65"	178	945.00	196	1,305.00	
EFL4824656S	48"	24"	65"	211	1,043.00	229	1,283.00	
EFL4830656S	48"	30"	65"	254	1,148.00	272	1,421.00	



NOTE: 9"D shelving for stand-alone requirements only available by contacting Space Planning service at 1-800-735-6869 or spaceplanning@safcoproducts.com to discuss specific application, obtain prior approval and quote. Please see page 279 for more details.

Adder Units with Open "T" Upright **GSA**

Model No.	W	D	H	Wt.	Without Dividers		With Dividers		Model No.	Wt.	Without Dividers		With Dividers	
					List Price	Wt.	Add "DV" Suffix List Price	List Price			Wt.	Add "DV" Suffix List Price		
EFO2409656A	24"	9"	65"	55	516.00	73	697.00	EFT2409656A	54	516.00	72	697.00		
EFO2412656A	24"	12"	65"	60	486.00	78	606.00	EFT2412656A	63	486.00	81	606.00		
EFO2415656A	24"	15"	65"	64	509.00	82	648.00	EFT2415656A	71	509.00	89	648.00		
EFO2418656A	24"	18"	65"	74	676.00	92	1,036.00	EFT2418656A	81	676.00	99	1,036.00		
EFO2424656A	24"	24"	65"	86	727.00	104	966.00	EFT2424656A	102	727.00	120	966.00		
EFO2430656A	24"	30"	65"	105	799.00	123	1,072.00	EFT2430656A	127	799.00	145	1,072.00		
EFO3009656A	30"	9"	65"	64	521.00	82	702.00	EFT3009656A	63	521.00	81	702.00		
EFO3012656A	30"	12"	65"	69	486.00	87	606.00	EFT3012656A	72	486.00	90	606.00		
EFO3015656A	30"	15"	65"	76	509.00	94	648.00	EFT3015656A	83	509.00	101	648.00		
EFO3018656A	30"	18"	65"	86	702.00	104	1,063.00	EFT3018656A	95	702.00	113	1,063.00		
EFO3024656A	30"	24"	65"	101	729.00	119	968.00	EFT3024656A	117	729.00	135	968.00		
EFO3030656A	30"	30"	65"	122	801.00	140	1,074.00	EFT3030656A	144	801.00	162	1,074.00		
EFO3609656A	36"	9"	65"	75	521.00	93	702.00	EFT3609656A	74	521.00	92	702.00		
EFO3612656A	36"	12"	65"	80	489.00	98	609.00	EFT3612656A	83	489.00	101	609.00		
EFO3615656A	36"	15"	65"	87	514.00	105	652.00	EFT3615656A	94	514.00	112	652.00		
EFO3618656A	36"	18"	65"	99	702.00	117	1,063.00	EFT3618656A	108	702.00	126	1,063.00		
EFO3624656A	36"	24"	65"	116	729.00	134	968.00	EFT3624656A	132	729.00	150	968.00		
EFO3630656A	36"	30"	65"	141	801.00	159	1,074.00	EFT3630656A	155	801.00	173	1,074.00		
EFO4209656A	42"	9"	65"	99	557.00	117	738.00	EFT4209656A	98	557.00	116	738.00		
EFO4212656A	42"	12"	65"	101	528.00	119	648.00	EFT4212656A	109	528.00	127	648.00		
EFO4215656A	42"	15"	65"	115	600.00	133	738.00	EFT4215656A	122	600.00	140	738.00		
EFO4218656A	42"	18"	65"	126	749.00	144	1,109.00	EFT4218656A	135	749.00	153	1,109.00		
EFO4224656A	42"	24"	65"	145	825.00	163	1,064.00	EFT4224656A	161	825.00	179	1,064.00		
EFO4230656A	42"	30"	65"	172	902.00	190	1,175.00	EFT4230656A	194	902.00	212	1,175.00		
EFO4809656A	48"	9"	65"	113	634.00	131	815.00	EFT4809656A	112	634.00	130	815.00		
EFO4812656A	48"	12"	65"	121	632.00	139	752.00	EFT4812656A	124	632.00	142	752.00		
EFO4815656A	48"	15"	65"	130	685.00	148	824.00	EFT4815656A	137	685.00	155	824.00		
EFO4818656A	48"	18"	65"	144	837.00	162	1,197.00	EFT4818656A	153	837.00	171	1,197.00		
EFO4824656A	48"	24"	65"	164	927.00	182	1,167.00	EFT4824656A	186	927.00	204	1,167.00		
EFO4830656A	48"	30"	65"	186	988.00	204	1,261.00	EFT4830656A	216	988.00	234	1,261.00		

Office Suites  
Seating  
Tables  
Desks  
Meeting Essentials  
Personal Organization  
Ergonomics  
High Density Storage  
Storage & Filing  
Facilities  
Technology Furniture  
Art & Engineering

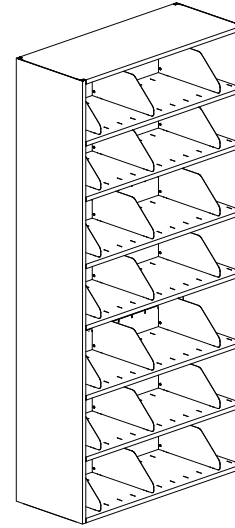
# 4-Post Shelving

## 76" Height, Seven-Tier Complete Assemblies GSA

- 9", 12" and 15" are single entry only
- 18", 24" and 30" deep are double entry
- Option of ordering with and without Dividers, add "DV" suffix if ordering with dividers (3 dividers per shelf)
- Dividers required for use with common stops

### Starter Units with Two Closed "L" Uprights GSA

Model No.	W	D	H	Wt.	Without Dividers		With Dividers Add "DV" Suffix	
					List Price	Wt.	List Price	Wt.
EFL2409767S	24"	9"	76"	77	713.00	98	952.00	
EFL2412767S	24"	12"	76"	92	670.00	113	829.00	
EFL2415767S	24"	15"	76"	104	688.00	125	869.00	
EFL2418767S	24"	18"	76"	112	916.00	133	1,337.00	
EFL2424767S	24"	24"	76"	153	986.00	174	1,265.00	
EFL2430767S	24"	30"	76"	191	1,121.00	212	1,441.00	
EFL3009767S	30"	9"	76"	86	713.00	107	952.00	
EFL3012767S	30"	12"	76"	102	670.00	123	829.00	
EFL3015767S	30"	15"	76"	118	688.00	139	869.00	
EFL3018767S	30"	18"	76"	126	910.00	147	1,331.00	
EFL3024767S	30"	24"	76"	171	988.00	192	1,267.00	
EFL3030767S	30"	30"	76"	210	1,124.00	231	1,443.00	
EFL3609767S	36"	9"	76"	100	706.00	121	945.00	
EFL3612767S	36"	12"	76"	115	673.00	136	832.00	
EFL3615767S	36"	15"	76"	131	702.00	152	883.00	
EFL3618767S	36"	18"	76"	141	910.00	162	1,331.00	
EFL3624767S	36"	24"	76"	188	988.00	209	1,267.00	
EFL3630767S	36"	30"	76"	232	1,124.00	253	1,443.00	
EFL4209767S	42"	9"	76"	127	736.00	148	976.00	
EFL4212767S	42"	12"	76"	145	721.00	166	880.00	
EFL4215767S	42"	15"	76"	163	791.00	184	972.00	
EFL4218767S	42"	18"	76"	172	976.00	193	1,397.00	
EFL4224767S	42"	24"	76"	222	1,085.00	243	1,364.00	
EFL4230767S	42"	30"	76"	267	1,240.00	288	1,559.00	
EFL4809767S	48"	9"	76"	143	823.00	164	1,062.00	
EFL4812767S	48"	12"	76"	163	828.00	184	987.00	
EFL4815767S	48"	15"	76"	181	890.00	202	1,071.00	
EFL4818767S	48"	18"	76"	192	1,065.00	213	1,486.00	
EFL4824767S	48"	24"	76"	251	1,285.00	272	1,564.00	
EFL4830767S	48"	30"	76"	293	1,339.00	314	1,659.00	



NOTE: 9"D shelving for stand-alone requirements only available by contacting Space Planning service at 1-800-735-6869 or spaceplanning@safcoproducts.com to discuss specific application, obtain prior approval and quote. Please see page 279 for more details.

### Adder Units with Open "T" Upright GSA

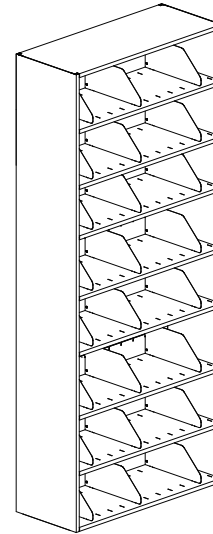
Model No.	W	D	H	Wt.	Without Dividers		With Dividers Add "DV" Suffix	
					List Price	Wt.	List Price	Wt.
EFO2409767A	24"	9"	76"	63	602.00	84	841.00	
EFO2412767A	24"	12"	76"	69	555.00	90	714.00	
EFO2415767A	24"	15"	76"	73	597.00	94	777.00	
EFO2418767A	24"	18"	76"	86	797.00	107	1,218.00	
EFO2424767A	24"	24"	76"	98	833.00	119	1,112.00	
EFO2430767A	24"	30"	76"	121	916.00	142	1,235.00	
EFO3009767A	30"	9"	76"	73	608.00	94	847.00	
EFO3012767A	30"	12"	76"	79	555.00	100	714.00	
EFO3015767A	30"	15"	76"	87	597.00	108	777.00	
EFO3018767A	30"	18"	76"	99	791.00	120	1,212.00	
EFO3024767A	30"	24"	76"	116	835.00	137	1,114.00	
EFO3030767A	30"	30"	76"	140	918.00	161	1,238.00	
EFO3609767A	36"	9"	76"	86	608.00	107	847.00	
EFO3612767A	36"	12"	76"	92	558.00	113	717.00	
EFO3615767A	36"	15"	76"	100	601.00	121	782.00	
EFO3618767A	36"	18"	76"	115	791.00	136	1,212.00	
EFO3624767A	36"	24"	76"	133	835.00	154	1,114.00	
EFO3630767A	36"	30"	76"	162	918.00	183	1,238.00	
EFO4209767A	42"	9"	76"	114	638.00	135	877.00	
EFO4212767A	42"	12"	76"	122	616.00	143	775.00	
EFO4215767A	42"	15"	76"	132	690.00	153	871.00	
EFO4218767A	42"	18"	76"	146	857.00	167	1,278.00	
EFO4224767A	42"	24"	76"	167	934.00	188	1,213.00	
EFO4230767A	42"	30"	76"	197	1,034.00	218	1,354.00	
EFO4809767A	48"	9"	76"	130	726.00	151	965.00	
EFO4812767A	48"	12"	76"	140	724.00	161	883.00	
EFO4815767A	48"	15"	76"	150	788.00	171	968.00	
EFO4818767A	48"	18"	76"	166	946.00	187	1,367.00	
EFO4824767A	48"	24"	76"	196	1,133.00	217	1,412.00	
EFO4830767A	48"	30"	76"	223	1,134.00	244	1,453.00	

### With Closed "T" Upright GSA

Model No.	Wt.	Without Dividers		With Dividers Add "DV" Suffix	
		List Price	Wt.	List Price	Wt.
EFT2409767A	77	602.00	98	841.00	
EFT2412767A	73	555.00	94	714.00	
EFT2415767A	81	597.00	102	777.00	
EFT2418767A	101	797.00	122	1,218.00	
EFT2424767A	117	833.00	138	1,112.00	
EFT2430767A	147	916.00	168	1,235.00	
EFT3009767A	72	608.00	93	847.00	
EFT3012767A	83	555.00	104	714.00	
EFT3015767A	95	597.00	116	777.00	
EFT3018767A	115	791.00	136	1,212.00	
EFT3024767A	135	835.00	156	1,114.00	
EFT3030767A	166	918.00	187	1,238.00	
EFT3609767A	86	608.00	107	847.00	
EFT3612767A	96	558.00	117	717.00	
EFT3615767A	108	601.00	129	782.00	
EFT3618767A	130	791.00	151	1,212.00	
EFT3624767A	152	835.00	173	1,114.00	
EFT3630767A	188	918.00	209	1,238.00	
EFT4209767A	113	638.00	134	877.00	
EFT4212767A	126	616.00	147	775.00	
EFT4215767A	140	690.00	161	871.00	
EFT4218767A	161	857.00	182	1,278.00	
EFT4224767A	186	934.00	207	1,213.00	
EFT4230767A	223	1,034.00	244	1,354.00	
EFT4809767A	129	726.00	150	965.00	
EFT4812767A	144	724.00	165	883.00	
EFT4815767A	158	788.00	179	968.00	
EFT4818767A	181	946.00	202	1,367.00	
EFT4824767A	215	1,133.00	236	1,412.00	
EFT4830767A	249	1,134.00	270	1,453.00	

86" Height, Eight-Tier Complete Assemblies GSA

- 9", 12" and 15" are single entry only
- 18", 24" and 30" deep are double entry
- Option of ordering with and without Dividers, add "DV" suffix if ordering with dividers (3 dividers per shelf)
- Dividers required for use with common stops



Starter Units with Two Closed "L" Uprights GSA

Model No.	W	D	H	Wt.	Without Dividers		With Dividers Add "DV" Suffix	
					List Price	Wt.	List Price	Wt.
EFL2409868S	24"	9"	86"	87	778.00	111	1,018.00	
EFL2412868S	24"	12"	86"	103	727.00	127	886.00	
EFL2415868S	24"	15"	86"	118	781.00	142	961.00	
EFL2418868S	24"	18"	86"	121	1,062.00	145	1,541.00	
EFL2424868S	24"	24"	86"	172	1,110.00	196	1,429.00	
EFL2430868S	24"	30"	86"	216	1,244.00	240	1,605.00	
EFL3009868S	30"	9"	86"	98	787.00	122	1,026.00	
EFL3012868S	30"	12"	86"	114	727.00	138	886.00	
EFL3015868S	30"	15"	86"	133	781.00	157	961.00	
EFL3018868S	30"	18"	86"	136	1,067.00	160	1,546.00	
EFL3024868S	30"	24"	86"	192	1,112.00	216	1,431.00	
EFL3030868S	30"	30"	86"	238	1,246.00	262	1,607.00	
EFL3609868S	36"	9"	86"	113	787.00	137	1,026.00	
EFL3612868S	36"	12"	86"	129	740.00	153	900.00	
EFL3615868S	36"	15"	86"	148	785.00	172	965.00	
EFL3618868S	36"	18"	86"	154	1,067.00	178	1,546.00	
EFL3624868S	36"	24"	86"	211	1,112.00	235	1,431.00	
EFL3630868S	36"	30"	86"	262	1,246.00	286	1,607.00	
EFL4209868S	42"	9"	86"	144	821.00	168	1,060.00	
EFL4212868S	42"	12"	86"	163	795.00	187	954.00	
EFL4215868S	42"	15"	86"	184	885.00	208	1,066.00	
EFL4218868S	42"	18"	86"	189	1,131.00	213	1,609.00	
EFL4224868S	42"	24"	86"	249	1,223.00	273	1,542.00	
EFL4230868S	42"	30"	86"	302	1,377.00	326	1,739.00	
EFL4809868S	48"	9"	86"	162	922.00	186	1,162.00	
EFL4812868S	48"	12"	86"	183	919.00	207	1,078.00	
EFL4815868S	48"	15"	86"	204	992.00	228	1,173.00	
EFL4818868S	48"	18"	86"	212	1,231.00	236	1,710.00	
EFL4824868S	48"	24"	86"	282	1,450.00	306	1,768.00	
EFL4830868S	48"	30"	86"	332	1,490.00	356	1,852.00	

NOTE: 9"D shelving for stand-alone requirements only available by contacting Space Planning service at 1-800-735-6869 or [spaceplanning@safcoproducts.com](mailto:spaceplanning@safcoproducts.com) to discuss specific application, obtain prior approval and quote. Please see page 279 for more details.

Adder Units with Open "T" Upright GSA

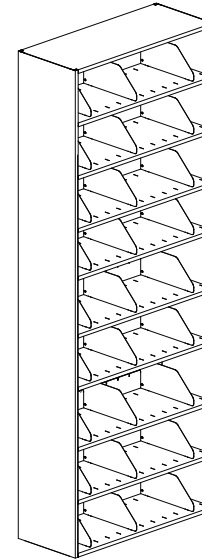
Model No.	W	D	H	Wt.	Without Dividers		With Dividers Add "DV" Suffix		Model No.	Wt.	Without Dividers		With Dividers Add "DV" Suffix	
					List Price	Wt.	List Price	Wt.			List Price	Wt.		
EFO2409868A	24"	9"	86"	71	668.00	95	907.00	EFT2409868A	71	668.00	95	907.00		
EFO2412868A	24"	12"	86"	77	626.00	101	786.00	EFT2412868A	82	626.00	106	786.00		
EFO2415868A	24"	15"	86"	83	661.00	107	842.00	EFT2415868A	92	661.00	116	842.00		
EFO2418868A	24"	18"	86"	95	892.00	119	1,371.00	EFT2418868A	110	892.00	134	1,371.00		
EFO2424868A	24"	24"	86"	111	931.00	135	1,250.00	EFT2424868A	132	931.00	156	1,250.00		
EFO2430868A	24"	30"	86"	136	1,014.00	160	1,375.00	EFT2430868A	166	1,014.00	190	1,375.00		
EFO3009868A	30"	9"	86"	81	675.00	105	914.00	EFT3009868A	82	675.00	106	914.00		
EFO3012868A	30"	12"	86"	88	626.00	112	786.00	EFT3012868A	93	626.00	117	786.00		
EFO3015868A	30"	15"	86"	98	661.00	122	842.00	EFT3015868A	127	661.00	151	842.00		
EFO3018868A	30"	18"	86"	111	897.00	135	1,375.00	EFT3018868A	152	897.00	176	1,375.00		
EFO3024868A	30"	24"	86"	108	934.00	132	1,252.00	EFT3024868A	152	934.00	176	1,252.00		
EFO3030868A	30"	30"	86"	158	1,016.00	182	1,377.00	EFT3030868A	188	1,016.00	212	1,377.00		
EFO3609868A	36"	9"	86"	96	675.00	120	914.00	EFT3609868A	97	675.00	121	914.00		
EFO3612868A	36"	12"	86"	103	630.00	127	789.00	EFT3612868A	108	630.00	132	789.00		
EFO3615868A	36"	15"	86"	113	665.00	137	846.00	EFT3615868A	122	665.00	146	846.00		
EFO3618868A	36"	18"	86"	128	897.00	152	1,375.00	EFT3618868A	143	897.00	167	1,375.00		
EFO3624868A	36"	24"	86"	150	934.00	174	1,252.00	EFT3624868A	171	934.00	195	1,252.00		
EFO3630868A	36"	30"	86"	182	1,016.00	206	1,377.00	EFT3630868A	212	1,016.00	236	1,377.00		
EFO4209868A	42"	9"	86"	128	709.00	152	948.00	EFT4209868A	128	709.00	152	948.00		
EFO4212868A	42"	12"	86"	137	684.00	161	843.00	EFT4212868A	128	684.00	152	843.00		
EFO4215868A	42"	15"	86"	149	765.00	173	946.00	EFT4215868A	158	765.00	182	946.00		
EFO4218868A	42"	18"	86"	164	960.00	188	1,439.00	EFT4218868A	178	960.00	202	1,439.00		
EFO4224868A	42"	24"	86"	188	1,044.00	212	1,363.00	EFT4224868A	209	1,044.00	233	1,363.00		
EFO4230868A	42"	30"	86"	222	1,147.00	246	1,509.00	EFT4230868A	252	1,147.00	276	1,509.00		
EFO4809868A	48"	9"	86"	146	809.00	170	1,049.00	EFT4809868A	146	809.00	170	1,049.00		
EFO4812868A	48"	12"	86"	157	807.00	181	966.00	EFT4812868A	162	807.00	186	966.00		
EFO4815868A	48"	15"	86"	169	877.00	193	1,058.00	EFT4815868A	178	877.00	202	1,058.00		
EFO4818868A	48"	18"	86"	186	1,061.00	210	1,539.00	EFT4818868A	201	1,061.00	225	1,539.00		
EFO4824868A	48"	24"	86"	221	1,271.00	245	1,590.00	EFT4824868A	242	1,271.00	266	1,590.00		
EFO4830868A	48"	30"	86"	252	1,260.00	276	1,622.00	EFT4830868A	282	1,260.00	306	1,622.00		

Office Suites  
Seating  
Tables  
Desks  
Meeting Essentials  
Personal Organization  
Ergonomics  
High Density Storage  
Storage & Filing  
Facilities  
Technology Furniture  
Art & Engineering

# 4-Post Shelving

## 97" Height, Nine-Tier Complete Assemblies GSA

- 9", 12" and 15" are single entry only
- 18", 24" and 30" deep are double entry
- Option of ordering with and without Dividers, add "DV" suffix if ordering with dividers (3 dividers per shelf)
- Dividers required for use with common stops



### Starter Units with Two Closed "L" Uprights GSA

Model No.	W	D	H	Wt.	Without Dividers		With Dividers	
					List Price	Wt.	Add "DV" Suffix	List Price
EFL2409979S	24"	9"	97"	91	804.00	118	1,104.00	
EFL2412979S	24"	12"	97"	116	826.00	143	1,025.00	
EFL2415979S	24"	15"	97"	133	864.00	160	1,091.00	
EFL2418979S	24"	18"	97"	142	1,177.00	169	1,716.00	
EFL2424979S	24"	24"	97"	190	1,235.00	217	1,594.00	
EFL2430979S	24"	30"	97"	241	1,304.00	268	1,712.00	
EFL3009979S	30"	9"	97"	111	879.00	138	1,179.00	
EFL3012979S	30"	12"	97"	128	826.00	155	1,025.00	
EFL3015979S	30"	15"	97"	150	864.00	177	1,091.00	
EFL3018979S	30"	18"	97"	159	1,181.00	186	1,720.00	
EFL3024979S	30"	24"	97"	214	1,238.00	241	1,596.00	
EFL3030979S	30"	30"	97"	263	1,367.00	290	1,775.00	
EFL3609979S	36"	9"	97"	126	879.00	153	1,179.00	
EFL3612979S	36"	12"	97"	142	829.00	169	1,028.00	
EFL3615979S	36"	15"	97"	169	868.00	196	1,095.00	
EFL3618979S	36"	18"	97"	178	1,181.00	205	1,720.00	
EFL3624979S	36"	24"	97"	236	1,238.00	263	1,596.00	
EFL3630979S	36"	30"	97"	293	1,367.00	320	1,775.00	
EFL4209979S	42"	9"	97"	161	918.00	188	1,218.00	
EFL4212979S	42"	12"	97"	183	889.00	210	1,089.00	
EFL4215979S	42"	15"	97"	207	980.00	234	1,207.00	
EFL4218979S	42"	18"	97"	218	1,252.00	245	1,791.00	
EFL4224979S	42"	24"	97"	279	1,361.00	306	1,719.00	
EFL4230979S	42"	30"	97"	338	1,514.00	365	1,922.00	
EFL4809979S	48"	9"	97"	181	1,030.00	208	1,330.00	
EFL4812979S	48"	12"	97"	205	1,029.00	232	1,228.00	
EFL4815979S	48"	15"	97"	230	1,106.00	257	1,333.00	
EFL4818979S	48"	18"	97"	243	1,364.00	270	1,903.00	
EFL4824979S	48"	24"	97"	315	1,618.00	342	1,976.00	
EFL4830979S	48"	30"	97"	370	1,642.00	397	2,050.00	

NOTE: 9"D shelving for stand-alone requirements only available by contacting Space Planning service at 1-800-735-6869 or spaceplanning@safcoproducts.com to discuss specific application, obtain prior approval and quote. Please see page 279 for more details.

### Adder Units with Open "T" Upright GSA


Model No.	W	D	H	Wt.	Without Dividers		With Dividers		Model No.	Wt.	Without Dividers		With Dividers	
					List Price	Wt.	Add "DV" Suffix	List Price			List Price	Wt.	Add "DV" Suffix	
EFO2409979A	24"	9"	97"	80	733.00	107	1,033.00	EFT2409979A	77	733.00	104	1,033.00		
EFO2412979A	24"	12"	97"	86	689.00	113	888.00	EFT2412979A	92	689.00	119	888.00		
EFO2415979A	24"	15"	97"	92	726.00	119	953.00	EFT2415979A	103	726.00	130	953.00		
EFO2418979A	24"	18"	97"	107	982.00	134	1,521.00	EFT2418979A	115	982.00	142	1,521.00		
EFO2424979A	24"	24"	97"	121	1,026.00	148	1,384.00	EFT2424979A	147	1,026.00	174	1,384.00		
EFO2430979A	24"	30"	97"	150	1,116.00	177	1,524.00	EFT2430979A	129	1,116.00	156	1,524.00		
EFO3009979A	30"	9"	97"	92	740.00	119	1,040.00	EFT3009979A	91	740.00	118	1,040.00		
EFO3012979A	30"	12"	97"	98	689.00	125	888.00	EFT3012979A	104	689.00	131	888.00		
EFO3015979A	30"	15"	97"	109	726.00	136	953.00	EFT3015979A	120	726.00	147	953.00		
EFO3018979A	30"	18"	97"	124	988.00	151	1,527.00	EFT3018979A	132	988.00	159	1,527.00		
EFO3024979A	30"	24"	97"	143	1,028.00	170	1,386.00	EFT3024979A	169	1,028.00	196	1,386.00		
EFO3030979A	30"	30"	97"	175	1,118.00	202	1,526.00	EFT3030979A	210	1,118.00	237	1,526.00		
EFO3609979A	36"	9"	97"	109	740.00	136	1,040.00	EFT3609979A	108	740.00	135	1,040.00		
EFO3612979A	36"	12"	97"	115	692.00	142	891.00	EFT3612979A	121	692.00	148	891.00		
EFO3615979A	36"	15"	97"	126	730.00	153	957.00	EFT3615979A	137	730.00	164	957.00		
EFO3618979A	36"	18"	97"	143	988.00	170	1,527.00	EFT3618979A	151	988.00	178	1,527.00		
EFO3624979A	36"	24"	97"	165	1,028.00	192	1,386.00	EFT3624979A	191	1,028.00	218	1,386.00		
EFO3630979A	36"	30"	97"	202	1,118.00	229	1,526.00	EFT3630979A	237	1,118.00	264	1,526.00		
EFO4209979A	42"	9"	97"	144	781.00	171	1,080.00	EFT4209979A	143	781.00	170	1,080.00		
EFO4212979A	42"	12"	97"	153	752.00	180	951.00	EFT4212979A	159	752.00	186	951.00		
EFO4215979A	42"	15"	97"	166	824.00	193	1,051.00	EFT4215979A	177	824.00	204	1,051.00		
EFO4218979A	42"	18"	97"	183	1,058.00	210	1,597.00	EFT4218979A	191	1,058.00	218	1,597.00		
EFO4224979A	42"	24"	97"	208	1,152.00	235	1,511.00	EFT4224979A	234	1,152.00	261	1,511.00		
EFO4230979A	42"	30"	97"	247	1,265.00	274	1,673.00	EFT4230979A	282	1,265.00	309	1,673.00		
EFO4809979A	48"	9"	97"	164	892.00	191	1,192.00	EFT4809979A	163	892.00	190	1,192.00		
EFO4812979A	48"	12"	97"	175	890.00	202	1,090.00	EFT4812979A	181	890.00	208	1,090.00		
EFO4815979A	48"	15"	97"	189	967.00	216	1,194.00	EFT4815979A	200	967.00	227	1,194.00		
EFO4818979A	48"	18"	97"	208	1,171.00	235	1,710.00	EFT4818979A	216	1,171.00	243	1,710.00		
EFO4824979A	48"	24"	97"	244	1,408.00	271	1,766.00	EFT4824979A	270	1,408.00	297	1,766.00		
EFO4830979A	48"	30"	97"	279	1,393.00	306	1,800.00	EFT4830979A	314	1,393.00	341	1,800.00		

• For assistance with custom 4 post configuration contact Space Planning service at [spaceplanning@safcoproducts.com](mailto:spaceplanning@safcoproducts.com), see page 279 for more detail

## Components

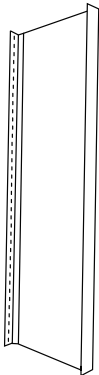
### Closed "L" Uprights

Model No.	D	Wt.	List Price	Model No.	D	Wt.	List Price
<b>43" Height</b>				<b>86" Height</b>			
EF0943L	9"	8	82.00	EF0986L	9"	16	98.00
EF1243L	12"	11	82.00	EF1286L	12"	21	98.00
EF1543L	15"	13	86.00	EF1586L	15"	26	104.00
EF1843L	18"	16	92.00	EF1886L	18"	33	136.00
EF2443L	24"	20	98.00	EF2486L	24"	40	140.00
EF3043L	30"	25	113.00	EF3086L	30"	50	169.00
<b>65" Height</b>				<b>97" Height</b>			
EF0965L	9"	12	82.00	EF0997L	9"	18	110.00
EF1265L	12"	16	82.00	EF1297L	12"	24	110.00
EF1565L	15"	20	86.00	EF1597L	15"	30	113.00
EF1865L	18"	24	103.00	EF1897L	18"	35	147.00
EF2465L	24"	31	107.00	EF2497L	24"	45	156.00
EF3065L	30"	38	130.00	EF3097L	30"	56	179.00
<b>76" Height</b>							
EF0976L	9"	14	93.00				
EF1276L	12"	19	93.00				
EF1576L	15"	23	96.00				
EF1876L	18"	29	108.00				
EF2476L	24"	36	125.00				
EF3076L	30"	44	160.00				



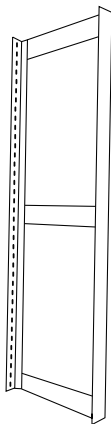
### Closed "T" Uprights

Model No.	D	Wt.	List Price	Model No.	D	Wt.	List Price
<b>43" Height</b>				<b>86" Height</b>			
EF0943T	9"	8	129.00	EF0986T	9"	16	145.00
EF1243T	12"	11	132.00	EF1286T	12"	21	160.00
EF1543T	15"	13	141.00	EF1586T	15"	26	167.00
EF1843T	18"	16	164.00	EF1886T	18"	31	206.00
EF2443T	24"	20	172.00	EF2486T	24"	40	215.00
EF3043T	30"	25	198.00	EF3086T	30"	50	255.00
<b>65" Height</b>				<b>97" Height</b>			
EF0965T	9"	12	129.00	EF0997T	9"	18	158.00
EF1265T	12"	16	132.00	EF1297T	12"	24	174.00
EF1565T	15"	20	141.00	EF1597T	15"	30	181.00
EF1865T	18"	25	178.00	EF1897T	18"	37	220.00
EF2465T	24"	31	182.00	EF2497T	24"	45	228.00
EF3065T	30"	38	215.00	EF3097T	30"	56	270.00
<b>76" Height</b>							
EF0976T	9"	14	142.00				
EF1276T	12"	19	145.00				
EF1576T	15"	23	153.00				
EF1876T	18"	31	198.00				
EF2476T	24"	36	200.00				
EF3076T	30"	44	242.00				



### Open Uprights (OP)

Model No.	D	Wt.	List Price	Model No.	D	Wt.	List Price
<b>43" Height</b>				<b>86" Height</b>			
EF0943OP	9"	8.5	73.00	EF0986OP	9"	16	82.00
EF1243OP	12"	8.75	74.00	EF1286OP	12"	16.5	83.00
EF1543OP	15"	9	76.00	EF1586OP	15"	17	88.00
EF1843OP	18"	9.25	98.00	EF1886OP	18"	17.5	102.00
EF2443OP	24"	9.5	98.00	EF2486OP	24"	19	102.00
EF3043OP	30"	9.75	101.00	EF3086OP	30"	20	108.00
<b>65" Height</b>				<b>97" Height</b>			
EF0965OP	9"	13	73.00	EF0997OP	9"	16	82.00
EF1265OP	12"	13.25	74.00	EF1297OP	12"	16.5	83.00
EF1565OP	15"	13.5	76.00	EF1597OP	15"	17	88.00
EF1865OP	18"	13.75	98.00	EF1897OP	18"	17.5	102.00
EF2465OP	24"	15	98.00	EF2497OP	24"	19	102.00
EF3065OP	30"	16	101.00	EF3097OP	30"	20	108.00
<b>76" Height</b>							
EF0976OP	9"	15	82.00				
EF1276OP	12"	15.25	83.00				
EF1576OP	15"	15.5	88.00				
EF1876OP	18"	16	97.00				
EF2476OP	24"	17	99.00				
EF3076OP	30"	18	114.00				



Office Suites  
Seating  
Tables  
Desks  
Meeting Essentials  
Personal Organization  
Ergonomics  
High Density Storage  
Storage & Filing  
Facilities  
Technology Furniture  
Art & Engineering



# 4-Post Shelving Components

## Components

- Order two supports per shelf
- Shelves are 3/4" thick
- Shelves are slotted to accept dividers on 3" centers/increments
- See page 292 for shelf reinforcements for 18, 24, 30" deep

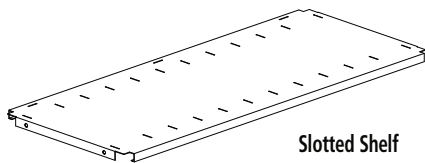
- For assistance with custom 4 post configuration contact Space Planning service at [spaceplanning@safcoproducts.com](mailto:spaceplanning@safcoproducts.com), see page 279 for more detail

### Slotted Shelves (SLF) – 22-gauge

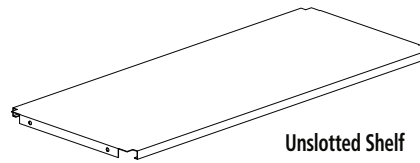
Model No.	D	Wt.	List Price
<b>24" Width</b>			
EF2409S	9"	2.5	31.00
EF2412S	12"	3.25	26.00
EF2415S	15"	3.75	29.00
EF2418S	18"	4.5	47.00
EF2424S	24"	5.75	47.00
EF2430S	30"	7	53.00
<b>30" Width</b>			
EF3009S	9"	3	31.00
EF3012S	12"	3.75	26.00
EF3015S	15"	4.75	29.00
EF3018S	18"	5.5	47.00
EF3024S	24"	7.25	47.00
EF3030S	30"	8.75	53.00
<b>36" Width</b>			
EF3609S	9"	3.75	31.00
EF3612S	12"	4.5	26.00
EF3615S	15"	5.5	29.00
EF3618S	18"	6.5	47.00
EF3624S	24"	8.5	47.00
EF3630S	30"	10.5	53.00
<b>42" Width</b>			
EF4209S	9"	4.25	34.00
EF4212S	12"	5.25	31.00
EF4215S	15"	6.5	39.00
EF4218S	18"	7.5	54.00
EF4224S	24"	9.75	60.00
EF4230S	30"	12	67.00
<b>48" Width</b>			
EF4809S	9"	4.75	39.00
EF4812S	12"	6	39.00
EF4815S	15"	7.25	46.00
EF4818S	18"	8.5	60.00
EF4824S	24"	11	70.00
EF4830S	30"	13.75	75.00

### Unslotted Shelves, or Canopy Top (SU) – 22-gauge

Model No.	D	Wt.	List Price
<b>24" Width</b>			
EF2409U	9"	2.5	31.00
EF2412U	12"	3.25	26.00
EF2415U	15"	3.75	29.00
EF2418U	18"	4.5	39.00
EF2424U	24"	5.75	44.00
EF2430U	30"	7	50.00
<b>30" Width</b>			
EF3009U	9"	3	31.00
EF3012U	12"	3.75	26.00
EF3015U	15"	4.75	29.00
EF3018U	18"	5.5	44.00
EF3024U	24"	7.25	46.00
EF3030U	30"	8.75	53.00
<b>36" Width</b>			
EF3609U	9"	3.75	31.00
EF3612U	12"	4.5	29.00
EF3615U	15"	5.5	33.00
EF3618U	18"	6.5	44.00
EF3624U	24"	8.5	46.00
EF3630U	30"	10.5	53.00
<b>42" Width</b>			
EF4209U	9"	4.25	31.00
EF4212U	12"	5.25	31.00
EF4215U	15"	6.5	38.00
EF4218U	18"	7.5	47.00
EF4224U	24"	9.75	54.00
EF4230U	30"	12	64.00
<b>48" Width</b>			
EF4809U	9"	4.75	38.00
EF4812U	12"	6	35.00
EF4815U	15"	7.25	42.00
EF4818U	18"	8.5	55.00
EF4824U	24"	11	59.00
EF4830U	30"	13.75	66.00



Slotted Shelf



Unslotted Shelf

## Components

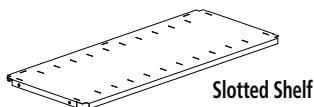
- Order two supports per shelf
- Shelves are slotted to accept dividers on 3" centers/increments
- See page 292 for shelf reinforcements for 18, 24, 30" deep

- For assistance with custom 4 post configuration contact Space Planning service at [spaceplanning@safcoproducts.com](mailto:spaceplanning@safcoproducts.com), see page 279 for more detail

### Slotted Shelves (SLS) – 18-gauge

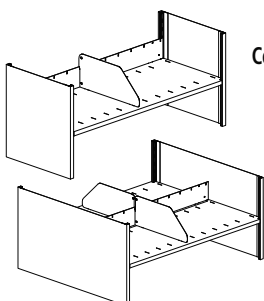
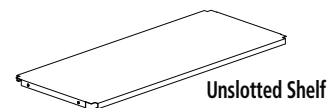
Model No.	D	Wt.	List Price
<b>24" Width</b>			
EF2409S18GA	9"	4	49.00
EF2412S18GA	12"	5	56.00
EF2415S18GA	15"	5.75	58.00
EF2418S18GA	18"	7	59.00
EF2424S18GA	24"	9.25	117.00
EF2430S18GA	30"	11.5	120.00
<b>30" Width</b>			
EF3009S18GA	9"	4.75	50.00
EF3012S18GA	12"	6	58.00
EF3015S18GA	15"	7.5	59.00
EF3018S18GA	18"	8.75	60.00
EF3024S18GA	24"	11.25	120.00
EF3030S18GA	30"	14	123.00
<b>36" Width</b>			
EF3609S18GA	9"	5.75	50.00
EF3612S18GA	12"	7.25	58.00
EF3615S18GA	15"	8.75	59.00
EF3618S18GA	18"	10.25	64.00
EF3624S18GA	24"	13.5	120.00
EF3630S18GA	30"	16.5	123.00
<b>42" Width</b>			
EF4209S18GA	9"	6.5	59.00
EF4212S18GA	12"	8.5	61.00
EF4215S18GA	15"	10.25	64.00
EF4218S18GA	18"	12	66.00
EF4224S18GA	24"	15.5	124.00
EF4230S18GA	30"	19.25	125.00
<b>48" Width</b>			
EF4809S18GA	9"	7.5	61.00
EF4812S18GA	12"	9.5	64.00
EF4815S18GA	15"	11.5	65.00
EF4818S18GA	18"	13.75	67.00
EF4824S18GA	24"	17.75	126.00
EF4830S18GA	30"	21.75	128.00

Note: Order two supports per shelf. Shelves are slotted to accept dividers on 3" centers/increments.



### Unslotted Shelves, or Canopy Top (SU) – 18-gauge

Model No.	D	Wt.	List Price
<b>24" Width</b>			
EF2409U18GA	9"	4	46.00
EF2412U18GA	12"	5	50.00
EF2415U18GA	15"	5.75	53.00
EF2418U18GA	18"	7	55.00
EF2424U18GA	24"	9.25	92.00
EF2430U18GA	30"	11.5	96.00
EF2436U18GA	36"	13.25	110.00
<b>30" Width</b>			
EF3009U18GA	9"	4.75	48.00
EF3012U18GA	12"	6	54.00
EF3015U18GA	15"	7.5	59.00
EF3018U18GA	18"	8.75	59.00
EF3024U18GA	24"	11.25	117.00
EF3030U18GA	30"	14	120.00
EF3036U18GA	36"	16.5	123.00
<b>36" Width</b>			
EF3609U18GA	9"	5.75	48.00
EF3612U18GA	12"	7.25	58.00
EF3615U18GA	15"	8.75	59.00
EF3618U18GA	18"	10.25	64.00
EF3624U18GA	24"	13.5	120.00
EF3630U18GA	30"	16.5	123.00
EF3636U18GA	36"	19.5	125.00
<b>42" Width</b>			
EF4209U18GA	9"	6.5	54.00
EF4212U18GA	12"	8.5	60.00
EF4215U18GA	15"	10.25	61.00
EF4218U18GA	18"	12	64.00
EF4224U18GA	24"	15.5	122.00
EF4230U18GA	30"	19.25	123.00
EF4236U18GA	36"	22.75	125.00
<b>48" Width</b>			
EF4809U18GA	9"	7.5	56.00
EF4812U18GA	12"	9.5	64.00
EF4815U18GA	15"	11.5	65.00
EF4818U18GA	18"	13.75	61.00
EF4824U18GA	24"	17.75	124.00
EF4830U18GA	30"	21.75	123.00
EF4836U18GA	36"	26	125.00



**Common Stop Single**

**Common Stop Double**

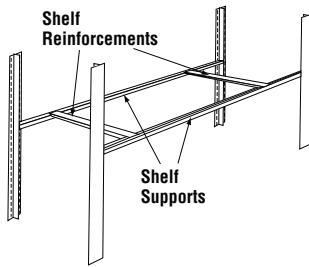
### Common Stops (CS)

Model No.	W	H	Wt.	List Price
EF24CS	24"	3 1/2"	1.25	9.00
EF30CS	30"	3 1/2"	1.5	9.00
EF36CS	36"	3 1/2"	1.5	9.00
EF42CS	42"	3 1/2"	1.75	10.00
EF48CS	48"	3 1/2"	2	10.00

Note: Dividers are required when using common stops.

• For assistance with custom 4 post configuration contact Space Planning service at [spaceplanning@safcoproducts.com](mailto:spaceplanning@safcoproducts.com), see page 279 for more detail

## COMPONENTS



### Shelf Supports (SS) - 11 gauge only

Model No.	W	H	Wt.	List Price
EF2411SSPT	24"	3/4"	1.2	12.00
EF3011SSPT	30"	3/4"	2.25	12.00
EF3611SSPT	36"	3/4"	2.7	12.00
EF4211SSPT	42"	3/4"	3.2	12.00
EF4811SSPT	48"	3/4"	3.6	16.00

Note: Shelf supports are not interchangeable with bottom shelf supports.

### Shelf Support Bottom (SSB)

EF2411SSB	24"	3/4"	3.6	12.00
EF3011SSB	30"	3/4"	2.25	12.00
EF3611SSB	36"	3/4"	2.7	12.00
EF4211SSB	42"	3/4"	3.25	12.00
EF4811SSB	48"	3/4"	3.6	16.00

Note: Bottom shelf must be supported by bottom shelf supports when mounted on a mobile carriage. Graphite paint only.

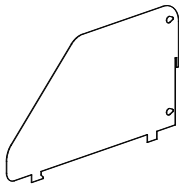
	24"	30"	36"	42"	48"
18"	1	1	1	1	2
24"	1	1	1	1	2
30"	2	2	2	2	2
36"	2	2	2	3	3

Number of Shelf Reinforcements required per loaded shelf.

### Shelf Reinforcements (SRA) – Indicate color to match system

Model No.	D	H	Wt.	List Price
F15SRA *	15"	3/4"	.75	16.00
F18SRA	18"	3/4"	.75	9.00
F24SRA	24"	3/4"	1	11.00
F30SRA	30"	3/4"	1.25	11.00
F36SRA *	36"	3/4"	1.25	11.00

\* For use with Security Shades.



### Adjustable File Dividers (DV)

#### Standard Pack of 6

Model No.	D	H	Wt.	List Price
F09DV6	9"	6"	3	63.00
F12DV6	12"	6"	3.5	41.00
F15DV6	15"	6"	4.5	47.00

#### Standard Pack of 24

Model No.	D	H	Wt.	List Price
F09DV24	9"	6"	12.5	246.00
F12DV24	12"	6"	13.5	163.00
F15DV24	15"	6"	17.5	186.00

### Pullout Reference Shelves (RS)

Model No.	W	D	Wt.	List Price
EF24RS	24"	12"	14.5	230.00
EF30RS	30"	12"	17.25	244.00
EF36RS	36"	12"	20	260.00
EF42RS	42"	12"	22	273.00
EF48RS	48"	12"	25.75	287.00

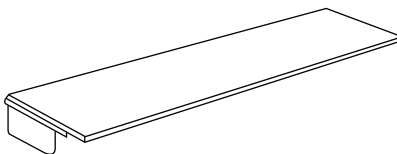
Note: Reference shelves cannot be used in conjunction with either the Security Shade or Kick Plates.

### Base Kick Plates (KP)

To be used with standard shelf supports on bottom shelf and slightly raises height of bottom shelf.

Model No.	W	H	Wt.	List Price
EF2402KP	24"	2"	1.125	18.00
EF2406KP	24"	6"	2.75	33.00
EF3002KP	30"	2"	1.25	22.00
EF3006KP	30"	6"	3.25	38.00
EF3602KP	36"	2"	2	22.00
EF3606KP	36"	6"	4	38.00
EF4202KP	42"	2"	2.25	28.00
EF4206KP	42"	6"	4.75	41.00
EF4802KP	48"	2"	2.5	29.00
EF4806KP	48"	6"	5.5	46.00

Note: Kick Plates cannot be used in conjunction with Reference Shelves.



## WIRE SHELVING

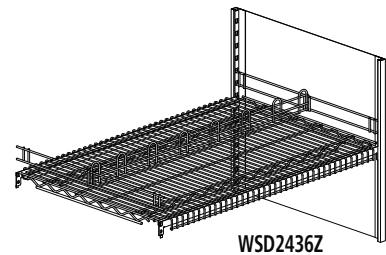
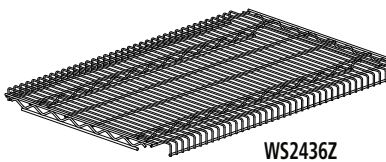
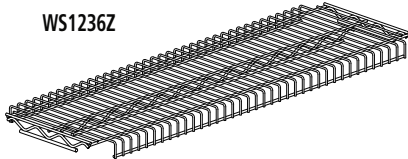
Zinc-plated shelving (NSF-listed ) for dry storage only

### Wire Shelves

Model No.	W	Wt.	List Price
<b>12" Depth</b>			
WS1224Z	24"	5	122.00
WS1236Z	36"	7	134.00
WS1242Z	42"	8	159.00
WS1248Z	48"	10	167.00
<b>15" Depth</b>			
WS1530Z	30"	7	122.00
WS1536Z	36"	8	134.00
WS1542Z	42"	9	159.00
WS1548Z	48"	10	167.00
<b>18" Depth</b>			
WS1830Z	30"	8	131.00
WS1836Z	36"	9	144.00
WS1842Z	42"	11	164.00
WS1848Z	48"	12	174.00
<b>24" Depth</b>			
WS2430Z	30"	11	164.00
WS2436Z	36"	13	167.00
WS2442Z	42"	15	200.00
WS2448Z	48"	16	208.00
<b>30" Depth</b>			
WS3030Z	30"	14	192.00
WS3036Z	36"	17	200.00
WS3042Z	42"	19	228.00
WS3048Z	48"	20	248.00
<b>36" Depth</b>			
WS3636Z	36"	18	239.00
WS3642Z	42"	22	262.00
WS3648Z	48"	24	274.00


### Optional Center Stop Assemblies

Model No.	W	Wt.	List Price
<b>12" Depth</b>			
WSD1224Z	24"	2	150.00
WSD1236Z	36"	2	164.00
WSD1242Z	42"	2	178.00
WSD1248Z	48"	2.125	215.00
<b>15" Depth</b>			
WSD1530Z	30"	2.125	211.00
WSD1536Z	36"	2.125	267.00
WSD1542Z	42"	2.25	278.00
WSD1548Z	48"	2.25	294.00
<b>18" Depth</b>			
WSD1830Z	30"	2.25	221.00
WSD1836Z	36"	2.25	276.00
WSD1842Z	42"	2.375	284.00
WSD1848Z	48"	2.375	303.00
<b>24" Depth</b>			
WSD2430Z	30"	2.375	243.00
WSD2436Z	36"	2.375	298.00
WSD2442Z	42"	2.5	308.00
WSD2448Z	48"	2.5	321.00
<b>30" Depth</b>			
WSD3030Z	30"	2.5	265.00
WSD3036Z	36"	2.5	319.00
WSD3042Z	42"	2.5	332.00
WSD3048Z	48"	2.5	345.00
<b>36" Depth</b>			
WSD3636Z	36"	2.5	387.00
WSD3642Z	42"	2.75	404.00
WSD3648Z	48"	2.75	416.00



### Additional Side-to-Side Partitions for Optional Center Stop Assemblies

Model No.	W	Wt.	List Price
WSA219390	30"	1.875	98.00
WSA219391	36"	1.875	150.00
WSA219392	42"	2	164.00
WSA219393	48"	2	174.00



### Shelf Supports for Wire Shelving – Painted Steel

Model No.	W	Wt.	List Price
EF2411WSSS	24"	1.125	23.00
EF3011WSSS	30"	1.375	23.00
EF3611WSSS	36"	1.750	23.00
EF4211WSSS	42"	3.25	23.00
EF4811WSSS	48"	3.625	23.00

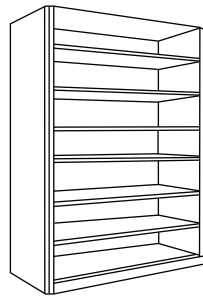
### Shelf Bottom Supports for Wire Shelving – Painted Steel

Model No.	W	Wt.	List Price
EF24WSB	24"	2.25	29.00
EF30WSB	30"	2.75	29.00
EF36WSB	36"	3.375	30.00
EF42WSB	42"	4	34.00
EF48WSB	48"	4.625	34.00

Office Suites  
Seating  
Tables  
Desks  
Meeting Essentials  
Personal Organization  
Ergonomics  
High Density Storage  
Storage & Filing  
Facilities  
Technology Furniture  
Art & Engineering

# 4-Post Shelving - Security Components

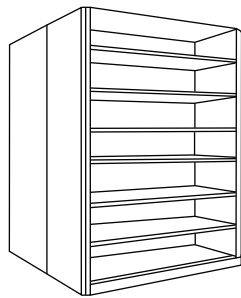
Office Suites  
Seating  
Tables  
Desks  
Meeting Essentials  
Personal Organization  
Ergonomics  
High Density Storage  
Storage & Filing  
Facilities  
Technology Furniture  
Art & Engineering



**Back Security Panels (BP)** Used to enclose the back of a single faced unit

Model No.	W	H	Wt.	List Price
EF2443BP	24"	43"	11	222.00
EF3043BP	30"	43"	13.75	225.00
EF3643BP	36"	43"	16.25	226.00
EF4243BP	42"	43"	19	228.00
EF4843BP	48"	43"	21.75	239.00
EF2465BP	24"	65"	16.5	248.00
EF3065BP	30"	65"	20.5	250.00
EF3665BP	36"	65"	24.75	250.00
EF4265BP	42"	65"	29	257.00
EF4865BP	48"	65"	33	260.00
EF2476BP	24"	76"	19.25	254.00
EF3076BP	30"	76"	24	257.00
EF3676BP	36"	76"	28.75	257.00
EF4276BP	42"	76"	33.5	263.00
EF4876BP	48"	76"	38.25	281.00
EF2486BP	24"	86"	21.75	254.00
EF3086BP	30"	86"	27.25	267.00
EF3686BP	36"	86"	38.5	267.00
EF4286BP	42"	86"	38	291.00
EF4886BP	48"	86"	43.5	314.00
EF2497BP	24"	97"	24.25	308.00
EF3097BP	30"	97"	30.5	314.00
EF3697BP	36"	97"	36.5	314.00
EF4297BP	42"	97"	42.75	355.00
EF4897BP	48"	97"	48.75	370.00

**Note:** Back security panels are designed as one full piece with no visible hardware.




**Center Panels (CP)**

Used to close the center of back-to-back single faced units. Cannot be used with 4-Post double-faced shelving.

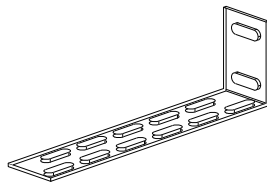
Model No.	W	H	Wt.	List Price
EF2443CP	24"	43"	11	225.00
EF3043CP	30"	43"	13.75	231.00
EF3643CP	36"	43"	16.25	231.00
EF4243CP	42"	43"	19	237.00
EF4843CP	48"	43"	21.75	240.00
EF2465CP	24"	65"	16.5	244.00
EF3065CP	30"	65"	20.5	250.00
EF3665CP	36"	65"	24.75	250.00
EF4265CP	42"	65"	29	257.00
EF4865CP	48"	65"	33	260.00
EF2476CP	24"	76"	19.25	250.00
EF3076CP	30"	76"	24	257.00
EF3676CP	36"	76"	28.75	257.00
EF4276CP	42"	76"	33.5	263.00
EF4876CP	48"	76"	38.5	281.00
EF2486CP	24"	86"	21.25	260.00
EF3086CP	30"	86"	27.25	267.00
EF3686CP	36"	86"	32.5	267.00
EF4286CP	42"	86"	38	291.00
EF4886CP	48"	86"	43.5	314.00
EF2497CP	24"	97"	24.25	282.00
EF3097CP	30"	97"	30.5	314.00
EF3697CP	36"	97"	36.5	314.00
EF4297CP	42"	97"	42.75	355.00
EF4897CP	48"	97"	48.75	370.00

**Note:** Center panels are designed as one full piece with no visible hardware.



**Card Holders (CH) – Standard Pack of 5**

Model No.	W	D	Wt.	List Price
A35CH5	5"	3"	2.5	131.00



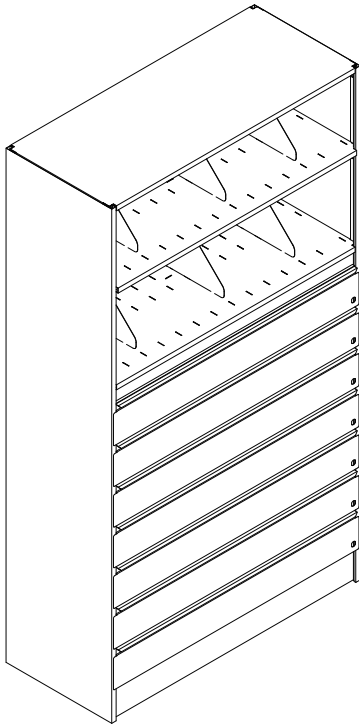
**Wall Mounting Kit (AWMK)**

Used to secure shelving to wall.  
Two brackets sold as pair. Anchoring hardware not included; to be purchased by installer.

Model No.	Wt.	List Price
AWMK	2	52.00

**AWMK Wall Anchor Kit quantity requirements**

Quantity of "L" and "T" Uprights: 2-4 uprights: (1) AWMK Mounting Kit  
5-8 uprights: (2) AWMK Mounting Kit  
9-12 uprights: (3) AWMK Mounting Kit



### 4-POST TYPICAL #1

4-Post Starter 36 x 76 x 18" with 7 - 6" drawers with three drawer partitions and one partition support per drawer; two shelves with dividers.

Model No.	List Price
<b>EFSR367676S</b>	<b>5,547.00</b>

4-Post Adder 36 x 76 x 18" with 7 - 6" drawers; two shelves with dividers.

<b>EFSR367676A</b>	<b>5,478.00</b>
--------------------	-----------------

One starter unit and number of required adder units are required if more than one 36" shelving unit is required side-by-side.

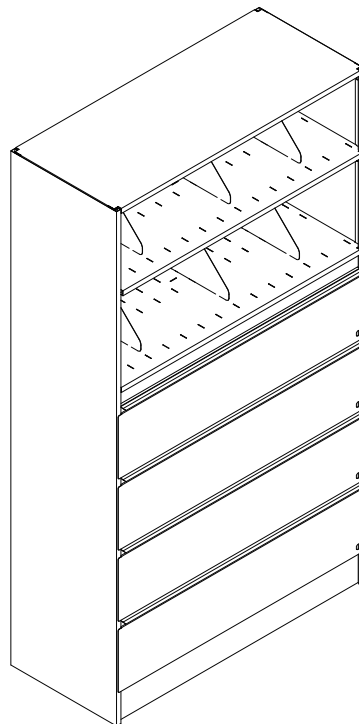
Additional Drawer Partitions available 15 x 4 1/2"

<b>FPA6P</b>	<b>35.00</b>
--------------	--------------

For keyed different locks.

<b>FPALOCK</b>	FPA Lock Assembly & Key	78.00
<b>FPALOCKA</b>	FPA Lock Assembly & Key	78.00
<b>FPALOCKB</b>	FPA Lock Assembly & Key	78.00
<b>FPALOCKC</b>	FPA Lock Assembly & Key	78.00
<b>FPALOCKD</b>	FPA Lock Assembly & Key	78.00

\*Unit requires anchoring to the wall or floor  
See wall mounting kit page 294



### 4-POST TYPICAL #2

4-Post Starter 36 x 76 x 18" with four 10 1/2" drawers; two shelves with dividers.

Model No.	List Price
<b>EFSR3676410S</b>	<b>3,230.00</b>

4-Post Adder 36 x 76 x 18" with four 10 1/2" drawers; two shelves with dividers.

<b>EFSR3676410A</b>	<b>3,212.00</b>
---------------------	-----------------

One starter unit and number of required adder units are required if more than one 36" shelving unit is required side-by-side.

\* Unit requires anchoring to the wall or floor.  
See wall mounting kit page 294

# 4-Post Shelving - Specifications

Actual Width Dimensions					
Stationary or Mobile			Mobile Only		
Nominal Shelf Width	(LFI) Usable Space/Shelf	Add for End Actual Unit Width	Add for End Panel Assembly (Fix & Manual)	Add for Assembly with Handle (1000 Systems)	Clearance at Rear Wall
24"	22 <sup>5</sup> / <sub>8</sub> "	24"	8"	1"	
30"	28 <sup>5</sup> / <sub>8</sub> "	30"	8"	1"	
36"	34 <sup>5</sup> / <sub>8</sub> "	36"	8"	1"	
42"	40 <sup>5</sup> / <sub>8</sub> "	42"	3 <sup>3</sup> / <sub>4</sub> "	8"	1"
48"	46 <sup>5</sup> / <sub>8</sub> "	48"	3 <sup>3</sup> / <sub>4</sub> "	8"	1"

Actual Height Dimensions						Actual Base Dimensions (Base Depth*)		
	43"	65"	76"	86"	97"	Nominal Shelf Depth	Fixed**	Manual or 1000
Upright	42 <sup>5</sup> / <sub>16</sub> "	65 <sup>5</sup> / <sub>16</sub> "	75 <sup>13</sup> / <sub>16</sub> "	86 <sup>5</sup> / <sub>16</sub> "	96 <sup>13</sup> / <sub>16</sub> "	9"	N/A	N/A
Base & Track	N/A	6 <sup>1</sup> / <sub>4</sub> "	6 <sup>1</sup> / <sub>4</sub> "	6 <sup>1</sup> / <sub>4</sub> "	6 <sup>1</sup> / <sub>4</sub> "	12"	12"	19"
Overall	N/A	71 <sup>9</sup> / <sub>16</sub> "	82 <sup>1</sup> / <sub>16</sub> "	92 <sup>9</sup> / <sub>16</sub> "	103 <sup>1</sup> / <sub>16</sub> "	15"	15"	19"
						18"	18"	19"
						24"	24"	25"
						30"	30"	31"
						36"	36"	37"

\*Depth includes the 1" bumpers.  
\*\*Depth does not include the 1" bumpers.

### Steel Material Gauges:

Shelf	18 & 22	Shelf Reinforcement	11
Upright	18	Base Skirts	12
End Panel	20	Wheel Channel	18
Dividers	20	Shaft Diameter	3/4"
Shelf Support	11	Wheel Diameter	4 <sup>5</sup> / <sub>8</sub> "




### Media Weight:

Letter-Size Material:	2 lbs. per LFI
Legal-Size Material:	3 lbs. per LFI

NOTE: EACH SHELF HAS A MAXIMUM WEIGHT CAPACITY OF 240 LBS. MEDIA WEIGHT MUST BE EVENLY DISTRIBUTED BOTH VERTICALLY AND HORIZONTALLY.

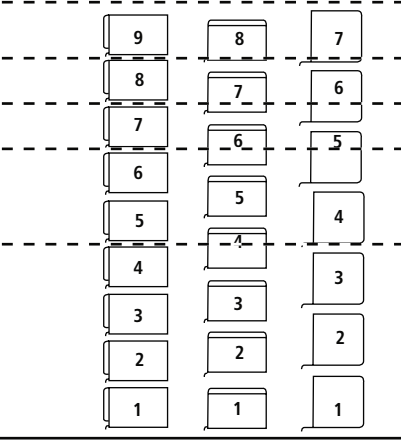
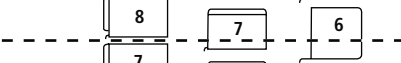
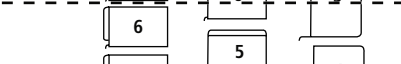
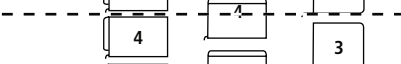

## CONFIGURATION GUIDE

### Configuration Guide for Mixed Media Applications

Media	Description	Clearance Space	Upright Space Required
	Letter/Legal Side Tab	9 <sup>3</sup> / <sub>4</sub> "	10 <sup>1</sup> / <sub>2</sub> "
	Letter/Legal Standard Top Tab, 1/3 cut	11 <sup>1</sup> / <sub>4</sub> "	12"
	3-Ring Binders	12 <sup>3</sup> / <sub>4</sub> "	13 <sup>1</sup> / <sub>2</sub> "

To determine the height of a unit with media not listed above, first determine the height of the media and add <sup>3</sup>/<sub>4</sub>". Then, round that figure up to the next number divisible by 1<sup>1</sup>/<sub>2</sub>" (because the uprights are slotted on 1<sup>1</sup>/<sub>2</sub>" centers), then multiply that number by the number of tiers desired. Then add 1<sup>1</sup>/<sub>2</sub>" for space that is allotted for the reference shelf. Lastly, add <sup>3</sup>/<sub>4</sub>" for the canopy.

### Media Storage Capacities

97" Upright			
86" Upright			
76" Upright			
65" Upright			
43" Upright			
	Letter/ Legal Side Tab	Letter/ Std. Top Tab	3-Ring Binders

97" Upright	9	8	7
86" Upright	8	7	6
76" Upright	7	6	5
65" Upright	6	5	4
43" Upright	4	3	3

To increase filing density, 4-Post Shelving can also mount to the Kwik-Track system creating either a bi-file or tri-file lateral sliding shelving system. In either configuration, the rear row of shelves are stationary with shelves in front mounted into a sliding carriage on a track mounted to the floor.

- Heavy-duty aluminum track construction supports 3,500 lbs. per carriage
- Anti-tip built into base for stability and easy installation
- Systems are complete with shelving and track systems
- **Option of ordering with and without Dividers, add "DV" suffix if ordering with dividers (see pg. 292)**
- 240 lb. weight capacity per shelf
- Track system has a Brushed Aluminum finish. Floor mounting hardware included
- Track adds 2¾" to overall height of shelving and carriage
- Optional Security Back Panels available (see page 294)
- All systems are side tab letter depth, 12"D shelving only, maximum 15 ft.
- For assistance with custom Kwik-Track configuration contact Space Planning service at [spaceplanning@safcoproducts.com](mailto:spaceplanning@safcoproducts.com), see page 279 for more detail


GSA Model No.	Description	Dimensions	LFI	Wt.	Without Dividers		With Dividers	
					List Price	Wt.	Add "DV" Suffix List Price	List Price
EFPL36721	2/1, 36"W, 7-High System	78"W x 27"D	728"	363	3,261.00	396	3,700.00	
EFPL36732	3/2, 36"W, 7-High System	116"W x 27"D	1212"	597	5,575.00	652	6,291.00	
EFPL36743	4/3, 36"W, 7-High System	156"W x 27"D	1697"	830	7,764.00	907	8,760.00	
EFPL367211	2/1/1, 36"W, 7-High System	78"W x 42"D	970"	518	5,302.00	562	5,861.00	
EFPL367322	3/2/2, 36"W, 7-High System	116"W x 42"D	1697"	893	9,370.00	970	10,367.00	
EFPL367433	4/3/3, 36"W, 7-High System	156"W x 42"D	2424"	1,268	13,192.00	1,378	14,585.00	
EFPL36821	2/1, 36"W, 8-High System	78"W x 27"D	824"	402	3,458.00	440	3,936.00	
EFPL36832	3/2, 36"W, 8-High System	116"W x 27"D	1385"	660	5,900.00	723	6,697.00	
EFPL36843	4/3, 36"W, 8-High System	156"W x 27"D	1939"	918	8,218.00	1,006	9,333.00	
EFPL368211	2/1/1, 36"W, 8-High System	78"W x 42"D	1108"	571	5,568.00	621	6,206.00	
EFPL368322	3/2/2, 36"W, 8-High System	116"W x 42"D	1939"	984	9,834.00	1,072	10,949.00	
EFPL368433	4/3/3, 36"W, 8-High System	156"W x 42"D	2770"	1,398	13,852.00	1,523	15,446.00	
EFPL42721	2/1, 42"W, 7-High System	90"W x 27"D	854"	726	3,476.00	759	3,915.00	
EFPL42732	3/2, 42"W, 7-High System	137"W x 27"D	1422"	756	5,835.00	811	6,553.00	
EFPL42743	4/3, 42"W, 7-High System	180"W x 27"D	1991"	1,047	8,254.00	1,124	9,250.00	
EFPL427211	2/1/1, 42"W, 7-High System	90"W x 42"D	1138"	646	5,640.00	696	6,199.00	
EFPL427322	3/2/2, 42"W, 7-High System	137"W x 42"D	1991"	1,071	9,757.00	1,148	10,752.00	
EFPL427433	4/3/3, 42"W, 7-High System	180"W x 42"D	2844"	1,585	13,989.00	1,695	15,384.00	
EFPL42821	2/1, 42"W, 8-High System	90"W x 27"D	975"	507	3,692.00	545	4,170.00	
EFPL42832	3/2, 42"W, 8-High System	137"W x 27"D	1625"	840	6,193.00	903	6,989.00	
EFPL42843	4/3, 42"W, 8-High System	180"W x 27"D	2275"	1,164	8,751.00	1,252	9,866.00	
EFPL428211	2/1/1, 42"W, 8-High System	90"W x 42"D	1300"	715	5,931.00	765	6,568.00	
EFPL428322	3/2/2, 42"W, 8-High System	137"W x 42"D	2275"	1,243	10,263.00	1,331	11,378.00	
EFPL428433	4/3/3, 42"W, 8-High System	180"W x 42"D	3250"	1,756	14,711.00	1,881	16,304.00	



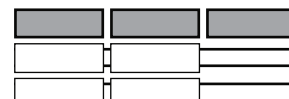
2/1 - 2 Rows; 2 Fixed, 1 Movable, 27"D



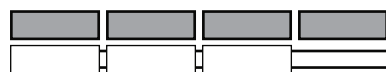
2/1/1 - 3 Rows; 2 Fixed, 2 Movable, 42"D



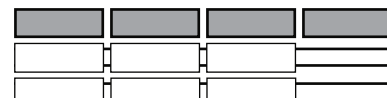
3/2 - 2 Rows; 3 Fixed, 2 Movable, 27"D



3/2/2 - 3 Rows; 3 Fixed, 4 Movable, 42"D



4/3 - 2 Rows; 4 Fixed, 3 Movable, 27"D



4/3/3 - 3 Rows; 4 Fixed, 6 Movable, 42"D

Office Suites  
Seating  
Tables  
Desks  
Meeting Essentials  
Personal Organization  
Ergonomics  
High Density Storage  
Storage & Filing  
Facilities  
Technology Furniture  
Art & Engineering

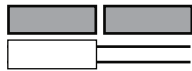


# 4-Post Shelving On Kwik-Track - Legal Depth

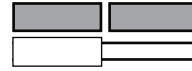
To increase filing density, 4-Post Shelving can also mount to the Kwik-Track system creating either a bi-file or tri-file lateral sliding shelving system. In either configuration, the rear row of shelves are stationary with shelves in front mounted into a sliding carriage on a track mounted to the floor.

- Heavy-duty aluminum track construction supports 3,500 lbs. per carriage
- Anti-tip built into base for stability and easy installation
- Systems are complete with shelving and track systems
- **Option of ordering with and without Dividers, add "DV" suffix if ordering with dividers (see page 300)**
- Track system has a Brushed Aluminum finish. Floor mounting hardware included
- Optional Security Back Panels available (see page 294)
- Track adds 2¾" to overall height of shelving
- All systems are legal depth, 15"D shelving only, maximum 15 ft.


GSA Model No.	Description	Dimensions	LFI	Wt.	Without Dividers		With Dividers	
					List Price	Wt.	Add "DV" Suffix List Price	
EFPG36721	2/1, 36"W, 7-High System	78"W x 33"D	728"	405	3,367.00	441	3,867.00	
EFPG36732	3/2, 36"W, 7-High System	116"W x 33"D	1212"	665	5,755.00	725	6,571.00	
EFPG36743	4/3, 36"W, 7-High System	156"W x 33"D	1697"	924	8,021.00	1,008	9,152.00	
EFPG367211	2/1/1, 36"W, 7-High System	78"W x 51"D	970"	578	5,453.00	626	6,088.00	
EFPG367322	3/2/2, 36"W, 7-High System	116"W x 51"D	1697"	997	9,641.00	1,081	10,772.00	
EFPG367433	4/3/3, 36"W, 7-High System	156"W x 51"D	2424"	1,416	13,583.00	1,536	15,168.00	
EFPG36821	2/1, 36"W, 8-High System	78"W x 33"D	824"	452	3,590.00	493	4,133.00	
EFPG36832	3/2, 36"W, 8-High System	116"W x 33"D	1385"	714	6,122.00	782	7,026.00	
EFPG36843	4/3, 36"W, 8-High System	156"W x 33"D	1939"	1,030	8,530.00	1,125	9,796.00	
EFPG368211	2/1/1, 36"W, 8-High System	78"W x 51"D	1108"	642	5,755.00	696	6,478.00	
EFPG368322	3/2/2, 36"W, 8-High System	116"W x 51"D	1939"	1,079	10,167.00	1,174	11,433.00	
EFPG368433	4/3/3, 36"W, 8-High System	156"W x 51"D	2770"	1,573	14,332.00	1,708	16,139.00	
EFPG42721	2/1, 42"W, 7-High System	90"W x 33"D	854"	504	3,697.00	540	4,197.00	
EFPG42732	3/2, 42"W, 7-High System	137"W x 33"D	1422"	833	6,341.00	893	7,156.00	
EFPG42743	4/3, 42"W, 7-High System	180"W x 33"D	1991"	1,156	8,788.00	1,240	9,919.00	
EFPG427211	2/1/1, 42"W, 7-High System	90"W x 51"D	1138"	714	5,942.00	762	6,577.00	
EFPG427322	3/2/2, 42"W, 7-High System	137"W x 51"D	1991"	1,239	10,557.00	1,323	11,687.00	
EFPG427433	4/3/3, 42"W, 7-High System	180"W x 51"D	2844"	1,753	14,755.00	1,873	16,340.00	
EFPG42821	2/1, 42"W, 8-High System	90"W x 33"D	975"	564	3,954.00	605	4,496.00	
EFPG42832	3/2, 42"W, 8-High System	137"W x 33"D	1625"	931	6,764.00	999	7,668.00	
EFPG42843	4/3, 42"W, 8-High System	180"W x 33"D	2275"	1,293	9,377.00	1,388	10,642.00	
EFPG428211	2/1/1, 42"W, 8-High System	90"W x 51"D	1300"	795	6,291.00	849	7,014.00	
EFPG428322	3/2/2, 42"W, 8-High System	137"W x 51"D	2275"	1,380	11,162.00	1,475	12,428.00	
EFPG428433	4/3/3, 42"W, 8-High System	180"W x 51"D	3250"	1,955	15,639.00	2,090	17,447.00	



2/1 - 2 Rows; 2 Fixed, 1 Movable, 33"D



2/1/1 - 3 Rows; 2 Fixed, 2 Movable, 51"D



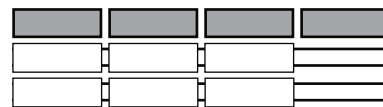
3/2 - 2 Rows; 3 Fixed, 2 Movable, 33"D



3/2/2 - 3 Rows; 3 Fixed, 4 Movable, 51"D



4/3 - 2 Rows; 4 Fixed, 3 Movable, 33"D

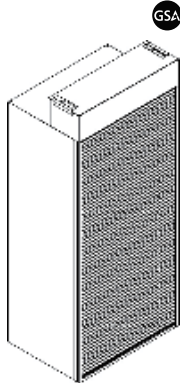


4/3/3 - 3 Rows; 4 Fixed, 6 Movable, 51"D

## Security Shade - 4-Post Shelving On Kwik-Track

The "Security Shade" is a vertical locking tambour door that provides an affordable alternative to purchasing new filing equipment. The Security Shade not only provides privacy, but also complies with HIPAA Guidelines.

- Can be easily installed on existing 4-Post shelving including most competitive shelving lines
- Housing adds 8 1/4" in height and 11 1/2" in depth
- Do not need to remove existing files
- Extends 4-Post shelving out by 2"
- Key lock keyed differently
- Doors are available in Graphite only
- Housing available in all standard paints



Model No.	W	D	H	Wt.	List Price	Mobile System List Price
SS3665	36"	2"	65"	50	1,255.00	1,397.00
SS3676	36"	2"	76"	60	1,255.00	1,397.00
SS3688	36"	2"	88"	70	1,344.00	1,485.00
SS4265	42"	2"	65"	55	1,434.00	1,575.00
SS4276	42"	2"	76"	65	1,434.00	1,575.00
SS4288	42"	2"	88"	75	1,488.00	1,631.00
SS4865	48"	2"	65"	60	1,545.00	1,686.00
SS4876	48"	2"	76"	70	1,545.00	1,686.00
SS4888	48"	2"	88"	80	1,596.00	1,738.00
912089R	Master Key		-	1	55.00	-

**Note:** Security Shade cannot be used in conjunction with a Reference Shelf.

How to order Security Shade for a mobile system:

First, determine the appropriate type of mobile system you are using, then select the code next to your system in parentheses:

- Mobile 1000 (1000)
- Mobile Lite (ML)
- 4-Post on Kwik-Track (KT)

Next, add the code at the end of the appropriate Security Shade model number.

Example: If you have a 36" wide, 7-tier, 4-Post shelving on Kwik-Track, the appropriate model number would be SS3676KT.

## Heavy-Duty Shelving

A complete starter section unit includes two uprights, five shelves (24", 30", 36", 42" or 48" wide), five common stops, twelve shelf supports, shelf reinforcements as required, and one canopy top. Shelves are 18-gauge steel. An adder unit is the previously mentioned paired with one closed upright.

Choose from either closed "L" uprights or closed "T" uprights. "T" uprights are normally for internal range support, while closed "L" uprights provide a more finished external appearance.

- 800 lb. weight capacity per shelf
- 12 3/4" clearance between shelves

Dividers are required when using standard common stops, add "DV" suffix when ordering with dividers

**Option of ordering with and without Dividers, add "DV" suffix if ordering with dividers**

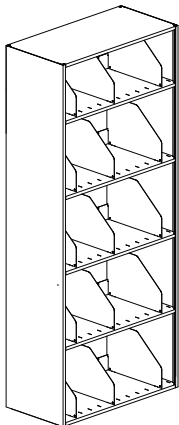
Compatible with Mobile Aisle 1000 and Mobile Lite, but not Kwik-Track

### Product Numbering System for 4-Post Shelving

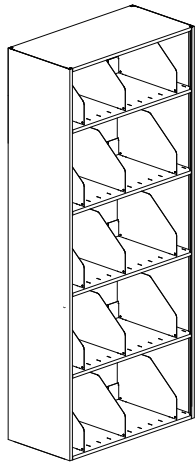
Product No. Example: **EXL36188655**  
**EX:** Heavy-Duty Shelving  
**L or T:** Shelving Type: ("L" for Closed L-Uprights, "T" for Closed T-Uprights)  
**36:** Shelving Width in Inches (24, 30, 36, 42, and 48)  
**18:** Shelving Depth in Inches (18 and 36)  
**86:** Upright Height in Inches (only one height)  
**5:** Number of shelves  
**S:** Starter

### Starter Units with Two Closed "L" Uprights

Model No.	W	D	H	Wt.	Without Dividers List Price	With Dividers Add "DV" Suffix Wt. List Price
EXL24188655	24"	18"	86"	136	1,038.00	147 1,325.00
EXL24368655	24"	36"	86"	276	1,681.00	287 2,254.00
EXL30188655	30"	18"	86"	169	1,011.00	180 1,297.00
EXL30368655	30"	36"	86"	303	1,695.00	314 2,268.00
EXL36188655	36"	18"	86"	172	1,057.00	183 1,343.00
EXL36368655	36"	36"	86"	331	1,713.00	342 2,286.00
EXL42188655	42"	18"	86"	190	1,052.00	201 1,338.00
EXL42368655	42"	36"	86"	357	1,718.00	368 2,291.00
EXL48188655	48"	18"	86"	211	1,079.00	222 1,366.00
EXL48368655	48"	36"	86"	388	1,754.00	399 2,327.00

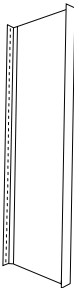


Option of ordering with and without Dividers, add "DV" suffix if ordering with dividers



Adder units with Closed "T" Uprights

Model No.	W	D	H	Wt.	Without Dividers List Price	With Dividers Add "DV" Suffix Wt.	List Price
<b>Adder units with Closed "T" Uprights</b>							
EXT2418865A	24"	18"	86"	125	973.00	136	1,259.00
EXT2436865A	24"	36"	86"	216	1,475.00	227	2,048.00
EXT3018865A	30"	18"	86"	143	945.00	154	1,231.00
EXT3036865A	30"	36"	86"	243	1,488.00	254	2,061.00
EXT3618865A	36"	18"	86"	161	992.00	172	1,279.00
EXT3636865A	36"	36"	86"	271	1,507.00	282	2,080.00
EXT4218865A	42"	18"	86"	179	987.00	190	1,273.00
EXT4236865A	42"	36"	86"	297	1,512.00	308	2,085.00
EXT4818865A	48"	18"	86"	201	1,015.00	212	1,301.00
EXT4836865A	48"	36"	86"	328	1,548.00	339	2,121.00



Model No.	W	D	Wt.	List Price
<b>Closed "L" Uprights – 86" Height</b>				
X1886L		18"	31	155.00
X3686L		36"	61	277.00

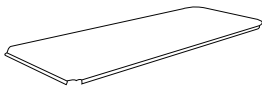
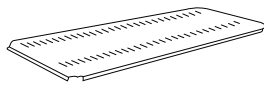
<b>Closed "T" Uprights – 86" Height</b>				
X1886T		18"	31	213.00
X3686T		36"	61	340.00

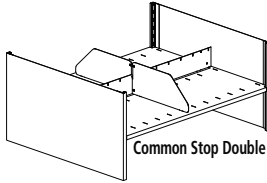
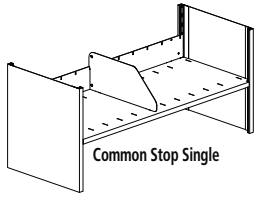
<b>Slotted Shelves</b>				
<b>18" Depth</b>				
EX2418S	24"	18"	7	58.00
EX3018S	30"	18"	8.75	50.00
EX3618S	36"	18"	10.25	60.00
EX4218S	42"	18"	12	58.00
EX4818S	48"	18"	13.75	64.00
<b>36" Depth</b>				
EX2436S	24"	36"	13.25	107.00
EX3036S	30"	36"	16.5	107.00
EX3636S	36"	36"	19.75	110.00
EX4236S	42"	36"	22.75	110.00
EX4836S	48"	36"	26	117.00

Note: Order three supports per shelf. Shelves are 18-gauge.

<b>Unslotted Shelves, or Canopy Top</b>				
<b>18" Depth</b>				
EF2418U18GA	24"	18"	7	55.00
EF3018U18GA	30"	18"	8.75	59.00
EF3618U18GA	36"	18"	10.25	64.00
EF4218U18GA	42"	18"	12	64.00
EF4818U18GA	48"	18"	13.75	61.00
<b>36" Depth</b>				
EF2436U18GA	24"	36"	13.25	110.00
EF3036U18GA	30"	36"	16.5	123.00
EF3636U18GA	36"	36"	19.5	125.00
EF4236U18GA	42"	36"	22.75	125.00
EF4836U18GA	48"	36"	26	125.00

Note: Shelves are 18-gauge. Shelf Reinforcements are not required for the Canopy tops.





Model No.	W	H	Wt.	List Price
<b>Common Stops (CS)</b>				
EF24CS	24"	3 1/2"	1.25	9.00
EF30CS	30"	3 1/2"	1.5	9.00
EF36CS	36"	3 1/2"	1.5	9.00
EF42CS	42"	3 1/2"	1.75	10.00
EF48CS	48"	3 1/2"	2	10.00

Note: Dividers are required when using common stops.

Model No.	W	H	Wt.	List Price
<b>Shelf Supports (SS)</b>				
EX24SS	24"	1 1/4"	2.5	21.00
EX30SS	30"	1 1/4"	3	21.00
EX36SS	36"	1 1/4"	3.5	21.00
EX42SS	42"	1 1/4"	4	21.00
EX48SS	48"	1 1/4"	4.5	21.00

Note: Shelf supports are not interchangeable with bottom shelf supports.

Model No.	W	H	Wt.	List Price
<b>Shelf Support Bottom (SSB)</b>				
EF2411SSB	24"	3/4"	3.66	12.00
EF3011SSB	30"	3/4"	2.25	12.00
EF3611SSB	36"	3/4"	2.714	12.00
EF4211SSB	42"	3/4"	3.25	12.00
EF4811SSB	48"	3/4"	3.66	16.00

Note: Bottom shelf must be supported by bottom shelf. Graphite/Gray only.

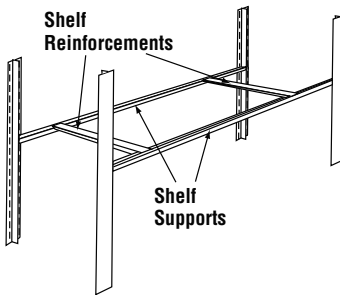
Model No.	D	H	Wt.	List Price
<b>Shelf Reinforcements (SR) - Indicate color to match system</b>				
X18SR	18"	1 1/8"	1	16.00
X36SR	36"	1 1/8"	1.5	16.00

Note: (SR) Painted to match shelving ordered.

Model No.	D	H	Wt.	List Price
<b>Shelf Reinforcements (SRA) - Bottom shelf reinforcements for heavy-duty applications</b>				
F18SRA	18"	3/4"	.75	9.00
F36SRA	36"	3/4"	1.5	11.00

Note: Available in Graphite Gray only.

Model No.	D	H	Wt.	List Price
<b>Adjustable File Dividers (DV) Standard Pack of 5:</b>				
X18DV5	18"	12"	13 lbs. per pack	99.00



	24"	30"	36"	42"	48"
18"	2	2	2	2	2
36"	3	3	3	3	3

Number of Shelf Reinforcements required per loaded shelf.

# File Harbor Cabinets

- Horizontally sliding tambour doors. Doors recede into concealed inner pockets
  - 100% access to files
  - Adjustable shelves and dividers – shelves adjust on 1" H increments
  - Shelf depth 14<sup>3</sup>/<sub>4</sub>"; interior depth 16<sup>1</sup>/<sub>2</sub>"; 10" clearance between shelves
  - All internal components standard in Graphite finish
  - For cabinets to be keyed alike, add a "K" to the end of the model number and refer to last column for list price
- Standard door colors:** Mist, Graphite, Pebble Gray and Sand only

**Interior Heights:**  
 83" H = 76" H interior  
 62" H = 55" H interior  
 38" H = 34" H interior

## File Harbor Cabinets - 83" Height (76" Interior Height)

Model No.	Description	W	Size H	D	Wt.	List Price	List Price Add "K" Suffix Keyed-Alike
<b>Empty Cabinet – built-in bottom shelf; add other components</b> <span style="border: 1px solid black; border-radius: 50%; padding: 2px;">GSA</span>							
83483	48" W x 83" H	47 <sup>1</sup> / <sub>4</sub> "	83"	17 <sup>3</sup> / <sub>4</sub> "	245	2,968.00	3,039.00
83423	42" W x 83" H	42"	83"	17 <sup>3</sup> / <sub>4</sub> "	220	2,769.00	2,841.00
83363	36" W x 83" H	36"	83"	17 <sup>3</sup> / <sub>4</sub> "	200	2,498.00	2,569.00

Model No.	Description	W	Size H	D	Wt.	List Price	List Price Add "K" Suffix Keyed-Alike
<b>Preconfigured Cabinet for color-coded end-tab filing. Includes 7 shelves with adjustable filing dividers</b> <span style="border: 1px solid black; border-radius: 50%; padding: 2px;">GSA</span>							
8348A3	48" W x 83" H 4 dividers per shelf.	47 <sup>1</sup> / <sub>4</sub> "	83"	17 <sup>3</sup> / <sub>4</sub> "	355	4,085.00	4,157.00
8342A3	42" W x 83" H 3 dividers per shelf.	42"	83"	17 <sup>3</sup> / <sub>4</sub> "	325	3,855.00	3,927.00
8336A3	36" W x 83" H 3 dividers per shelf.	36"	83"	17 <sup>3</sup> / <sub>4</sub> "	290	3,550.00	3,667.00

Model No.	Description	W	Size H	D	Wt.	List Price	List Price Add "K" Suffix Keyed-Alike
<b>Same as above except one standard shelf replaced with pull-out reference shelf</b> <span style="border: 1px solid black; border-radius: 50%; padding: 2px;">GSA</span>							
8348B3	48" W x 83" H 4 dividers per shelf.	47 <sup>1</sup> / <sub>4</sub> "	83"	17 <sup>3</sup> / <sub>4</sub> "	364	4,306.00	4,378.00
8342B3	42" W x 83" H 3 dividers per shelf.	42"	83"	17 <sup>3</sup> / <sub>4</sub> "	333	3,995.00	4,068.00
8336B3	36" W x 83" H 3 dividers per shelf.	36"	83"	17 <sup>3</sup> / <sub>4</sub> "	298	3,799.00	3,870.00
912089R	Master Key				1	55.00	

## File Harbor Cabinets - 62" Height (55" Interior Height)


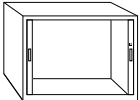
Model No.	Description	W	Size H	D	Wt.	List Price	List Price Add "K" Suffix Keyed-Alike
<b>Empty 62" H Cabinet – built-in bottom shelf; add other components</b> <span style="border: 1px solid black; border-radius: 50%; padding: 2px;">GSA</span>							
62483	48" W x 62" H	47 <sup>1</sup> / <sub>4</sub> "	61 <sup>1</sup> / <sub>2</sub> "	17 <sup>3</sup> / <sub>4</sub> "	200	2,433.00	2,505.00
62423	42" W x 62" H	42"	61 <sup>1</sup> / <sub>2</sub> "	17 <sup>3</sup> / <sub>4</sub> "	188	2,222.00	2,360.00
62363	36" W x 62" H	36"	61 <sup>1</sup> / <sub>2</sub> "	17 <sup>3</sup> / <sub>4</sub> "	175	2,194.00	2,267.00


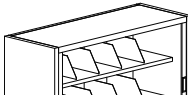
Model No.	Description	W	Size H	D	Wt.	List Price	List Price Add "K" Suffix Keyed-Alike
<b>Preconfigured Cabinet for color-coded end-tab filing. Includes 5 shelves with adjustable filing dividers</b> <span style="border: 1px solid black; border-radius: 50%; padding: 2px;">GSA</span>							
6248A3	48" W x 62" H 4 dividers per shelf.	47 <sup>1</sup> / <sub>4</sub> "	61 <sup>1</sup> / <sub>2</sub> "	17 <sup>3</sup> / <sub>4</sub> "	284	3,267.00	3,341.00
6242A3	42" W x 62" H 3 dividers per shelf.	42"	61 <sup>1</sup> / <sub>2</sub> "	17 <sup>3</sup> / <sub>4</sub> "	262	3,071.00	3,144.00
6236A3	36" W x 62" H 3 dividers per shelf.	36"	61 <sup>1</sup> / <sub>2</sub> "	17 <sup>3</sup> / <sub>4</sub> "	237	2,934.00	3,005.00

Model No.	Description	W	Size H	D	Wt.	List Price	List Price Add "K" Suffix Keyed-Alike
<b>Same as above except one standard shelf replaced with pull-out reference shelf</b> <span style="border: 1px solid black; border-radius: 50%; padding: 2px;">GSA</span>							
6248B3	48" W x 62" H 4 dividers per shelf.	47 <sup>1</sup> / <sub>4</sub> "	61 <sup>1</sup> / <sub>2</sub> "	17 <sup>3</sup> / <sub>4</sub> "	298	3,588.00	3,664.00
6242B3	42" W x 62" H 3 dividers per shelf.	42"	61 <sup>1</sup> / <sub>2</sub> "	17 <sup>3</sup> / <sub>4</sub> "	274	3,284.00	3,355.00
6236B3	36" W x 62" H 3 dividers per shelf.	36"	61 <sup>1</sup> / <sub>2</sub> "	17 <sup>3</sup> / <sub>4</sub> "	247	3,139.00	3,211.00

Office Suites, Seating, Tables, Desks, Meeting Essentials, Personal Organization, Ergonomics, High Density Storage & Filing, Facilities, Technology Furniture, Art & Engineering

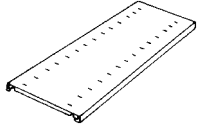
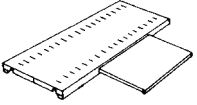
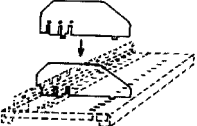
# File Harbor Cabinets - 38" Height (34" Interior Height)

Model No.	Description	W	Size H	D	Wt.	List Price	List Price Add "K" Suffix Keyed-Alike
<b>Empty 38" H Cabinet – built-in bottom shelf; add other components</b> 							
 38483	48"W x 38"H	47 <sup>1</sup> / <sub>4</sub> "	38"	17 <sup>3</sup> / <sub>4</sub> "	100	2,175.00	2,248.00
38423	42"W x 38"H	42"	38"	17 <sup>3</sup> / <sub>4</sub> "	90	2,106.00	2,177.00
38363	36"W x 38"H	36"	38"	17 <sup>3</sup> / <sub>4</sub> "	80	2,037.00	2,108.00

Model No.	Description	W	Size H	D	Wt.	List Price	List Price Add "K" Suffix Keyed-Alike
<b>Preconfigured Cabinet for color coded – end tab filing. Includes 3 shelves with adjustable filing components</b> 							
 3848A3	48"W x 38"H 4 dividers per shelf	47 <sup>1</sup> / <sub>4</sub> "	38"	17 <sup>3</sup> / <sub>4</sub> "	142	2,637.00	2,710.00
3842A3	42"W x 38"H 3 dividers per shelf	42"	38"	17 <sup>3</sup> / <sub>4</sub> "	130	2,539.00	2,611.00
3836A3	36"W x 38"H 3 dividers per shelf	36"	38"	17 <sup>3</sup> / <sub>4</sub> "	105	2,445.00	2,517.00

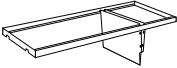
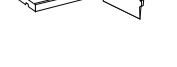

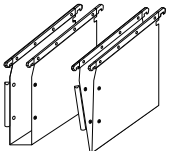
## File Harbor Components

- Shelves have a 200 lb. weight capacity
- Reference shelves have a 100 lb. weight capacity
- Dividers adjust on 2.5" increments

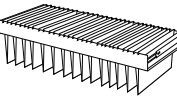

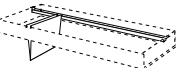
Model No.	Description	W	Size H	D	Wt.	List Price
	<b>MS4801</b> 42" Shelf (Fits 48"W cabinet)	42"	1"	14 <sup>3</sup> / <sub>4</sub> "	15	140.00
	<b>MS4802</b> Package of 2 shelves				30	248.00
	<b>MS4803</b> Package of 3 shelves				45	374.00
	<b>MS4201</b> 37" Shelf (Fits 42"W cabinet)	36 <sup>3</sup> / <sub>4</sub> "	1"	14 <sup>3</sup> / <sub>4</sub> "	13	120.00
	<b>MS4202</b> Package of 2 shelves				26	236.00
	<b>MS4203</b> Package of 3 shelves				39	347.00
<b>MS3601</b> 31" Shelf (Fits 36"W cabinet)	30 <sup>3</sup> / <sub>4</sub> "	1"	14 <sup>3</sup> / <sub>4</sub> "	11	112.00	
<b>MS3602</b> Package of 2 shelves				22	210.00	
<b>MS3603</b> Package of 3 shelves				33	306.00	
<b>911196R</b>	<b>Replacement Shelf Hook, 4 pc.</b>				1	69.00
	<b>MRS48</b> 42" Reference Shelf (Fits 48"W cabinet) Same as MS48 but with 18"W x 11"D pull-out slide	42"	1"	14 <sup>3</sup> / <sub>4</sub> "	30	508.00
	<b>MRS42</b> 37" Reference Shelf (Fits 42"W cabinet)	36 <sup>3</sup> / <sub>4</sub> "	1"	14 <sup>3</sup> / <sub>4</sub> "	27	490.00
	<b>MRS36</b> 31" Reference Shelf (Fits 36"W cabinet)	30 <sup>3</sup> / <sub>4</sub> "	1"	14 <sup>3</sup> / <sub>4</sub> "	23	474.00
	<b>MFD48</b> Adjustable Filing Dividers (Fits 42"W shelf) 4 adjustable filing dividers and 1 backstop for separating file folders	—	6"	13"	4.8	81.00
	<b>MFD42</b> Adjustable Filing Dividers (Fits 37"W shelf) 3 adjustable filing dividers and 1 backstop for separating file folders	—	6"	13"	4.3	79.00
	<b>MFD36</b> Adjustable Filing Dividers (Fits 31"W shelf) Same as above	—	6"	13"	3.8	73.00
	<b>MFD4</b> Set of 4 Extra Filing Dividers No backstop	—	6"	13"	4.0	70.00
	<b>MWD</b> Wire Dividers For separating binders or books on any shelf; package of 4 (suspend from shelf above)	1/4"	9"	14 <sup>3</sup> / <sub>4</sub> "	2	202.00

Office Suites  
Seating  
Tables  
Desks  
Meeting Essentials  
Personal Organization  
Ergonomics  
High Density Storage  
Storage & Filing  
Facilities  
Technology Furniture  
Art & Engineering

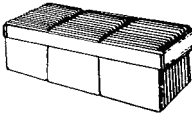
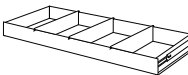
## File Harbor Cabinet Components - Rail

Model No.	Description	W	Size H	D	Wt.	List Price
	<b>MR4801</b> 42" Rail (Fits 48"W cabinet)	42"	1"	14 <sup>3</sup> / <sub>4</sub> "	5	176.00
	<b>MR4802</b> Package of 2 rails				10	347.00
	<b>MR4803</b> Package of 3 rails				15	525.00
	<b>MR4201</b> 37" Rail (Fits 42"W cabinet)	36 <sup>3</sup> / <sub>4</sub> "	1"	14 <sup>3</sup> / <sub>4</sub> "	4	167.00
	<b>MR4202</b> Package of 2 rails				8	339.00
	<b>MR4203</b> Package of 3 rails				12	509.00
	<b>MR3601</b> 31" Rail (Fits 36"W cabinet)	30 <sup>3</sup> / <sub>4</sub> "	1"	14 <sup>3</sup> / <sub>4</sub> "	4	161.00
	<b>MR3602</b> Package of 2 rails				8	325.00
	<b>MR3603</b> Package of 3 rails				12	486.00
<b>Note:</b> Rails in Graphite only						
	<b>MSP2</b> <b>Suspended Pockets</b> End-tab 2"W box-bottom pocket hangs under Rail or Shelf. Set of 25, includes labels. Holds standard letter or legal-size file folders Heavy-duty orange kraft.	2"	11"	13"	8	260.00
	<b>MSP1</b> Same as above except 1"W box bottom	1"	11"	13"	8	238.00
	<b>MSPV</b> Same as above except V-bottom	<sup>3</sup> / <sub>8</sub> "	11"	13"	7	198.00
	<b>911085</b> Package of extra labels (qty. 216)				1	59.00

## File Harbor Cabinet Components - Roll-Out Frame

Model No.	Description	W	Size H	D	Wt.	List Price
<b>Note:</b> Interlock mechanism included with each roll-out						
	<b>MRF482</b> <b>Roll-Out Frame</b> (Fits 48"W cabinet) 39 <sup>1</sup> / <sub>4</sub> filing inches For legal-size hanging folders, print-outs, etc., side-to-side format. To accommodate letter-size hanging folders, add MCM481	40 <sup>3</sup> / <sub>4</sub> "	3 <sup>3</sup> / <sub>4</sub> "	15 <sup>3</sup> / <sub>4</sub> "	18	481.00
	<b>MRF422</b> <b>Roll-Out Frame</b> (Fits 42"W cabinet) 34 filing inches To accommodate letter-size folders, add MCM421	35 <sup>3</sup> / <sub>4</sub> "	3 <sup>3</sup> / <sub>4</sub> "	15 <sup>3</sup> / <sub>4</sub> "	17	478.00
	<b>MRF362</b> <b>Roll-Out Frame</b> (Fits 36"W cabinet) 28 filing inches. To accommodate letter-size folders, add MCM361	29 <sup>3</sup> / <sub>4</sub> "	3 <sup>3</sup> / <sub>4</sub> "	15 <sup>3</sup> / <sub>4</sub> "	15	469.00
	<b>MCM</b> <b>Cross-Member</b> (front-to-back) Creates separations within Roll-Out Frame for filing front to back	1 <sup>1</sup> / <sub>2</sub> "	<sup>3</sup> / <sub>4</sub> "	15 <sup>3</sup> / <sub>4</sub> "	1	63.00
		<b>MCM481</b> <b>Cross-Member</b> (side-to-side) (Fits MRF482) For filing letter-size hanging folders side-to-side	40 <sup>3</sup> / <sub>4</sub> "	<sup>3</sup> / <sub>4</sub> "	1 <sup>1</sup> / <sub>2</sub> "	2
<b>MCM421</b> <b>Cross-Member</b> (side-to-side) (Fits MRF422)		35 <sup>3</sup> / <sub>4</sub> "	<sup>3</sup> / <sub>4</sub> "	1 <sup>1</sup> / <sub>2</sub> "	2	161.00
<b>MCM361</b> <b>Cross-Member</b> (side-to-side) (Fits MRF362)		29 <sup>3</sup> / <sub>4</sub> "	<sup>3</sup> / <sub>4</sub> "	1 <sup>1</sup> / <sub>2</sub> "	2	142.00

## File Harbor Cabinet Components - Roll-Out Frame

Model No.	Description	W	Size H	D	Wt.	List Price
	<b>MRP482</b> <b>Roll-Out Frame for Pendaflex</b> Fits 48"W cabinet Includes 2 Cross-Members; provides 3 rows of letter-size Pendaflex (45 filing inches)	40 <sup>3</sup> / <sub>4</sub> "	3 <sup>3</sup> / <sub>4</sub> "	15 <sup>3</sup> / <sub>4</sub> "	20	631.00
	<b>MRP422</b> <b>Roll-Out Frame for Pendaflex</b> Fits 42"W cabinet Includes 2 Cross-Members; provides 2 rows of letter-size Pendaflex (30 filing inches)	35 <sup>3</sup> / <sub>4</sub> "	3 <sup>3</sup> / <sub>4</sub> "	15 <sup>3</sup> / <sub>4</sub> "	19	612.00
	<b>MRP362</b> <b>Roll-Out Frame for Pendaflex</b> Fits 36"W cabinet Includes 2 Cross-Members; provides 2 rows of letter-size Pendaflex (30 filing inches)	29 <sup>3</sup> / <sub>4</sub> "	3 <sup>3</sup> / <sub>4</sub> "	15 <sup>3</sup> / <sub>4</sub> "	17	554.00
 <p>(125# capacity)</p>	<b>MRD482</b> <b>Roll-Out Drawer with Dividers</b> Fits 48"W cabinet For storage of diskettes, other media 3 dividers provided (adjust on 1/4" increments)	40 <sup>3</sup> / <sub>4</sub> "	3 <sup>3</sup> / <sub>4</sub> "	15 <sup>3</sup> / <sub>4</sub> "	27	757.00
	<b>MRD422</b> <b>Roll-Out Drawer with Dividers</b> Fits 42"W cabinet	Interior: 39" 35 <sup>3</sup> / <sub>4</sub> " Interior: 33 <sup>3</sup> / <sub>4</sub> "	3 <sup>3</sup> / <sub>4</sub> "	15 <sup>3</sup> / <sub>4</sub> "	25	720.00
	<b>MRD362</b> <b>Roll-Out Drawer with Dividers</b> (Fits 36"W cabinet)	Interior: 29 <sup>3</sup> / <sub>4</sub> " Interior: 27 <sup>3</sup> / <sub>4</sub> "	3 <sup>3</sup> / <sub>4</sub> "	15 <sup>3</sup> / <sub>4</sub> "	23	678.00
	<b>MDV</b> <b>Set of 3 Extra Dividers For Roll-Out Drawers</b>	—	—	—	3.3	94.00

## File Harbor Components - Anchoring Kit

Model No.	Description	W	Size H	D	Wt.	List Price
	<b>FHAK</b> <b>Floor Anchoring Kit</b> Four mounting brackets Pebble Gray only				3	34.00

Office Suites  
 Seating  
 Tables  
 Desks  
 Meeting Essentials  
 Personal Organization  
 Ergonomics  
 High Density Storage  
 Storage & Filing  
 Facilities  
 Technology Furniture  
 Art & Engineering



# File Harbor Cabinet Components - Master Shelf

Office Suites

Seating

Tables

Desks

Meeting Essentials

Personal Organization

Ergonomics

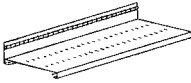

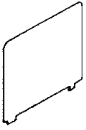
High Density Storage

Storage &amp; Filing

Facilities

Technology Furniture

Art &amp; Engineering

Model No.	Description	W	Size H	D	Wt.	List Price
 MOS48	<b>42" Master Shelf</b> Fits 48"W cabinet To build 41"W file organizing system; accepts shelf supports, dividers, in 1" increments	42"	5 1/4"	14 3/4"	12	267.00
MOS42	<b>37" Master Shelf</b> Fits 42" cabinet Same as above except builds 36"W organizing system	36 3/4"	5 1/4"	14 3/4"	11	260.00
MOS36	<b>31" Master Shelf</b> Fits 36" cabinet Same as above except builds 30"W organizing system	30 3/4"	5 1/4"	14 3/4"	9	241.00
 SS12LC	<b>Shelf Support</b> Supports shelves (below) on 1/2" vertical increments; mounts on Master Shelf (Not compatible with MS48/MS36 shelves)	—	12"	12"	1.5	30.00
 D09GS03	<b>Dividers - package of 3</b> To separate binders, manuals, etc.	—	9"	13 1/2"	6.9	68.00
D09GS10	<b>Dividers - package of 10</b>	—	9"	13 1/2"	23	216.00

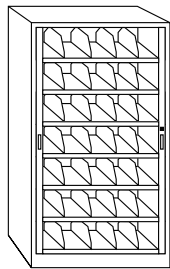
### Kwik Shelf® Shelving System

- Shelves fit between Shelf Supports to create sorting or storage pockets for paper, forms or other media
- Each shelf locks firmly in place, yet removes quickly for easy reconfiguration
- Shelves are 18-gauge

Width	Depth	Wt. per shelf	6-Shelf Package	
			Model No.	List Price
4"	12"	.5	0412P06	89.00
5"	12"	.75	0512P06	99.00
6"	12"	.75	0612P06	102.00
7"	12"	1.0	0712P06	104.00
8"	12"	1.05	0812P06	122.00
9"	12"	1.05	0912P06	134.00
10"	12"	1.15	1012P06	142.00
11"	12"	1.25	1112P06	150.00
12"	12"	1.4	1212P06	152.00
14"	12"	2.3	1412P06	206.00
16"	12"	2.8	1612P06	239.00

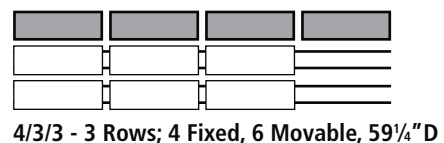
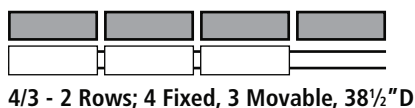
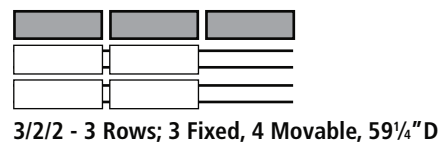
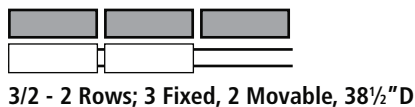


To increase filing density, File Harbor Cabinets can also mount to the Kwik-Track system creating either a bi-file or tri-file lateral sliding cabinet system. In either configuration, the rear of the cabinets are stationary with cabinets in front mounted into a sliding carriage on a track mounted to the floor.

- Heavy-duty aluminum track construction supports 3,500 lbs. per carriage
- Anti-tip arm built into base for stability and easy installation
- Systems are complete with pre-configured cabinets and track systems
- Track system has a Brushed Aluminum finish
- Floor mounting hardware included
- Track adds 2<sup>3</sup>/<sub>4</sub>" to overall height of system
- Dividers included



8342A3 cabinet

Model No.	Description	Dimensions	Wt.	LFI	List Price
<b>36" W options use 8336A3 cabinets</b>					
FH3621	2/1 System	78"W x 38 <sup>1</sup> / <sub>2</sub> "D x 85"H	905	651"	11,640.00
FH3632	3/2 System	116"W x 38 <sup>1</sup> / <sub>2</sub> "D x 85"H	1,520	1085"	19,586.00
FH3643	4/3 System	156"W x 38 <sup>1</sup> / <sub>2</sub> "D x 85"H	2,135	1519"	27,401.00
<b>42" W options use 8342A3 cabinets</b>					
FH4221	2/1 System	90"W x 38 <sup>1</sup> / <sub>2</sub> "D x 85"H	1,010	777"	12,735.00
FH4232	3/2 System	137"W x 38 <sup>1</sup> / <sub>2</sub> "D x 85"H	1,695	1295"	21,314.00
FH4243	4/3 System	180"W x 38 <sup>1</sup> / <sub>2</sub> "D x 85"H	2,380	1813"	29,952.00
<b>48" W options use 8348A3 cabinets</b>					
FH4821	2/1 System	99"W x 38 <sup>1</sup> / <sub>2</sub> "D x 85"H	1,100	882"	13,909.00
FH4832	3/2 System	150"W x 38 <sup>1</sup> / <sub>2</sub> "D x 85"H	1,900	1470"	23,455.00
FH4843	4/3 System	198"W x 38 <sup>1</sup> / <sub>2</sub> "D x 85"H	2,650	2058"	32,910.00
FH48211	2/1/1 System	99"W x 59 <sup>1</sup> / <sub>4</sub> "D x 85"H	1,500	1176"	19,715.00
FH48322	3/2/2 System	150"W x 59 <sup>1</sup> / <sub>4</sub> "D x 85"H	2,700	2058"	34,474.00
FH48433	4/3/3 System	198"W x 59 <sup>1</sup> / <sub>4</sub> "D x 85"H	3,700	2940"	49,244.00 <b>912089R</b>
Master Key for above Cabinet Systems			1		55.00



Office Suites  
Seating  
Tables  
Desks  
Meeting Essentials  
Personal Organization  
Ergonomics  
High Density Storage  
Storage & Filing  
Facilities  
Technology Furniture  
Art & Engineering

# Forms/Storage Cabinets - Configured

- Five preconfigured models available - Letter-size compartments
- All preconfigured models standard with 4" H (except where noted) x 12" D pockets adjustable on 1/2" H vertical increments
- 50 lb. capacity per shelf
- All-welded steel cabinet construction
- Optional locking doors available (cannot be added in the field)
- Build-your-own models available on pages 302-303

## Configuration A

- Stores binders, files and other items vertically on top
- Shelves in middle hold letter-sized materials
- Bulk storage below

3665NA shown

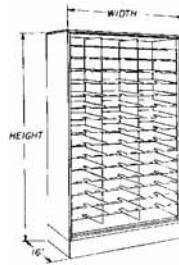


Model No.	Width	Height	Features	Doors	Wt./Cartons	List Price
<b>36" W x 16" D Cabinet</b>						
3665DA1	36"	64 1/2"	21 Pockets	Yes	284 lbs. / 7 ctns.	3,924.00
3665NA1	36"	64 1/2"	21 Pockets	No	239 lbs. / 7 ctns.	2,991.00
3680DA1	36"	80"	33 Pockets	Yes	357 lbs. / 8 ctns.	4,499.00
3680NA1	36"	80"	33 Pockets	No	300 lbs. / 8 ctns.	3,487.00
<b>42" W x 16" D Cabinet</b>						
4265DA1	42"	64 1/2"	28 Pockets	Yes	329 lbs. / 7 ctns.	4,445.00
4265NA1	42"	64 1/2"	28 Pockets	No	278 lbs. / 7 ctns.	3,358.00
4280DA1	42"	80"	44 Pockets	Yes	407 lbs. / 8 ctns.	5,099.00
4280NA1	42"	80"	44 Pockets	No	345 lbs. / 8 ctns.	3,928.00

## Configuration B

- Pockets from top to bottom, maximizing storage density for letter-sized materials
- Ideal for organizing or collating pages for brochures, bulletins, etc.

3665NB shown

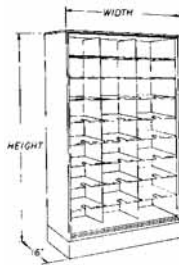


Model No.	Width	Height	Features	Doors	Wt./Cartons	List Price
<b>36" W x 16" D Cabinet</b>						
3665DB1	36"	64 1/2"	42 Pockets	Yes	302 lbs. / 5 ctns.	4,046.00
3665NB1	36"	64 1/2"	42 Pockets	No	257 lbs. / 5 ctns.	3,114.00
3680DB1	36"	80"	54 Pockets	Yes	374 lbs. / 5 ctns.	4,637.00
3680NB1	36"	80"	54 Pockets	No	317 lbs. / 5 ctns.	3,627.00
<b>42" W x 16" D Cabinet</b>						
4265DB1	42"	64 1/2"	56 Pockets	Yes	353 lbs. / 5 ctns.	4,641.00
4265NB1	42"	64 1/2"	56 Pockets	No	302 lbs. / 5 ctns.	3,611.00
4280DB1	42"	80"	72 Pockets	Yes	429 lbs. / 6 ctns.	5,371.00
4280NB1	42"	80"	72 Pockets	No	367 lbs. / 6 ctns.	4,243.00

## Configuration C

- Same as B" above, but with 6" high pockets (4" high in all other preconfigured models)

3665NC shown

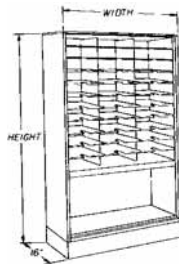


Model No.	Width	Height	Features	Doors	Wt./Cartons	List Price
<b>36" W x 16" D Cabinet</b>						
3665DC1	36"	64 1/2"	27 Pockets	Yes	272 lbs. / 4 ctns.	3,977.00
3665NC1	36"	64 1/2"	27 Pockets	No	227 lbs. / 4 ctns.	2,808.00
3680DC1	36"	80"	36 Pockets	Yes	338 lbs. / 5 ctns.	4,268.00
3680NC1	36"	80"	36 Pockets	No	281 lbs. / 5 ctns.	3,261.00
<b>42" W x 16" D Cabinet</b>						
4265DC1	42"	64 1/2"	36 Pockets	Yes	318 lbs. / 4 ctns.	4,260.00
4265NC1	42"	64 1/2"	36 Pockets	No	267 lbs. / 4 ctns.	3,223.00
4280DC1	42"	80"	48 Pockets	Yes	387 lbs. / 5 ctns.	4,906.00
4280NC1	42"	80"	48 Pockets	No	325 lbs. / 5 ctns.	3,776.00

## Configuration D

- Pockets above for storing letter-sized materials; bulk storage below

3665ND shown



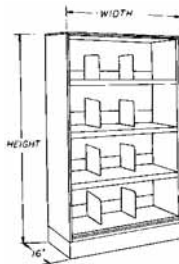
Model No.	Width	Height	Features	Doors	Wt./Cartons	List Price
<b>36" W x 16" D Cabinet</b>						
3665DD1	36"	64 1/2"	33 Pockets	Yes	293 lbs. / 6 ctns.	3,981.00
3665ND1	36"	64 1/2"	33 Pockets	No	248 lbs. / 6 ctns.	3,050.00
3680DD1	36"	80"	42 Pockets	Yes	362 lbs. / 6 ctns.	4,499.00
3680ND1	36"	80"	42 Pockets	No	305 lbs. / 6 ctns.	3,488.00
<b>42" W x 16" D Cabinet</b>						
4265DD1	42"	64 1/2"	44 Pockets	Yes	340 lbs. / 5 ctns.	4,512.00
4265ND1	42"	64 1/2"	44 Pockets	No	289 lbs. / 5 ctns.	3,482.00
4280DD1	42"	80"	56 Pockets	Yes	414 lbs. / 6 ctns.	5,140.00
4280ND1	42"	80"	56 Pockets	No	352 lbs. / 6 ctns.	4,014.00

## Configuration E

- For binders, files, other items stored vertically; or move dividers around and create bulk storage areas as well

Note: 240 lb. capacity per shelf.

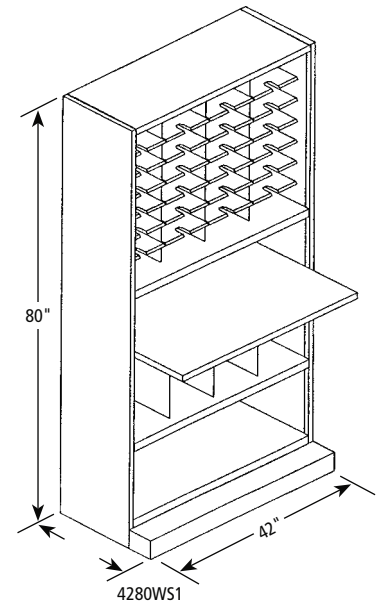
3665NE shown



Model No.	Width	Height	Features	Doors	Wt./Cartons	List Price
<b>36" W x 16" D Cabinet</b>						
3665DE1	36"	64 1/2"	3 Adjustable Shelves	Yes	262 lbs. / 7 ctns.	3,704.00
3665NE1	36"	64 1/2"	3 Adjustable Shelves	No	217 lbs. / 7 ctns.	2,975.00
3680DE1	36"	80"	4 Adjustable Shelves	Yes	327 lbs. / 6 ctns.	4,204.00
3680NE1	36"	80"	4 Adjustable Shelves	No	270 lbs. / 6 ctns.	3,195.00
<b>42" W x 16" D Cabinet</b>						
4265DE1	42"	64 1/2"	3 Adjustable Shelves	Yes	294 lbs. / 8 ctns.	4,018.00
4265NE1	42"	64 1/2"	3 Adjustable Shelves	No	243 lbs. / 8 ctns.	2,997.00
4280DE1	42"	80"	4 Adjustable Shelves	Yes	359 lbs. / 8 ctns.	4,785.00
4280NE1	42"	80"	4 Adjustable Shelves	No	297 lbs. / 8 ctns.	3,429.00

- 42"W models standard with 10"W pockets for storing forms, paper stock, brochures, etc.
- 36"W models standard with 11" and 12"W pockets for mail sorting
- 1" thick low-pressure laminate work surface is 27"D and adjusts within cabinet on 1/2"H increments
- 100 lb. capacity per shelf
- All-welded steel cabinet construction
- Steel back panel of cabinet has one 3" diameter cable management cutout
- For Mailroom-specific applications, see Mailroom Furniture Section, pages 370

Model No.	Width	Height	Features	Wt./Cartons	List Price	Std. Laminate
						List Price
GSA 3680WS1	36"	80"	21 Pockets	202 lbs. / 8 ctns.	3,395.00	Lam Suffix
						3,580.00
4280WS1	42"	80"	28 Pockets	247 lbs. / 8 ctns.	3,737.00	



# Forms/Storage Cabinets - Configurations

## Create Your Own Cabinet Configuration


1. Decide which of the four Forms/Storage Cabinet models is appropriate for your organizing/collating/storing/or storage needs. Models are available 36" wide or 42" wide, and 64½" high or 80" high
2. Note the interior height and width of the model you specify (see specifications for Empty Cabinets below)
3. Configure the empty cabinet with components as shown below such that the total height and width of the components fits the interior height and width of the cabinet. All components adjust on ½" vertical increments

Contact Space Planning service at 1-800-735-6869 or spaceplanning@safcoproducts.com to discuss specific application, obtain prior approval and quote.

## Forms/Storage Cabinets - Empty Cabinet

### Empty Cabinets

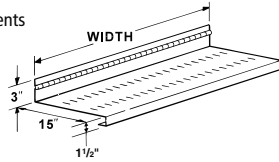
- Depth, 16"; accommodate either 12" or 15" deep shelves
- Sides have built-in shelf supports



Model No.	Width		Height		Doors	Wt./Cartons	List Price
	Int.	Ext.	Int.	Ext.			
3665DX1	34"	36"	57½"	64½"	Yes	194 lbs. / 1 ctn.	2,997.00
3665NX1	34"	36"	57½"	64½"	No	149 lbs. / 1 ctn.	2,138.00
3680DX1	34"	36"	73"	80"	Yes	230 lbs. / 1 ctn.	3,251.00
3680NX1	34"	36"	73"	80"	No	180 lbs. / 1 ctn.	2,222.00
4265DX1	40"	42"	57½"	64½"	Yes	217 lbs. / 1 ctn.	3,261.00
4265NX1	40"	42"	57½"	64½"	No	166 lbs. / 1 ctn.	2,198.00
4280DX1	40"	42"	73"	80"	Yes	258 lbs. / 1 ctn.	3,544.00
4280NX1	40"	42"	73"	80"	No	196 lbs. / 1 ctn.	2,391.00

## Forms/Storage Cabinets - Adjustable Master Shelves

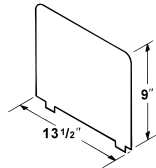
- Adjust vertically on ½" increments
- For bulk storage; or accepts shelf supports or dividers on 1" horizontal increments



Model No.	Shelf Width	Wt./Cartons	List Price
AS36F	34" (for 36" wide cabinets)	16.8 lbs. / 1 ctn.	206.00
AS42F	40" (for 42" wide cabinets)	19.5 lbs. / 1 ctn.	224.00

## Forms/Storage Cabinets - Dividers


- Separate binders or other media
- Place on adjustable master shelves or cabinet bottom on 1" horizontal increments



Model No.	Wt./Cartons	List Price
D09GS03 (3)	6.9 lbs. / 1 ctn.	68.00
D09GS10 (10)	23 lbs. / 1 ctn.	222.00

## Forms/Storage Cabinets - Shelf Supports

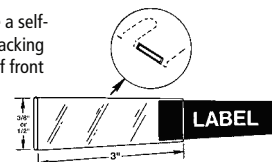
- Not needed at sides of cabinet where shelf support is built in
- Place on cabinet bottom or adjustable master shelves on 1" horizontal increments
- See page 386 for ordering more than 1 unit each



Model No.	Height	Depth	For Shelf Depth of	Wt.	List Price
SS24LM01	21"	11¼"	12"	4.7	51.00
SS24GM01	21"	14"	15"	5.3	63.00
SS33LM01	30"	11¼"	12"	6	61.00
SS33GM01	30"	14"	15"	7	75.00
SS41LM01	38"	11¼"	12"	7.3	75.00
SS41GM01	38"	14"	15"	8.4	86.00
SS48LM01	45"	11¼"	12"	8.4	86.00
SS48GM01	45"	14"	15"	9.7	102.00
SS65LS101	57"	11¼"	12"	10.6	113.00
SS65GS101	57"	14"	15"	12.3	159.00
SS80LS101	72"	11¼"	12"	13	151.00
SS80GS101	72"	14"	15"	15	192.00

### Label Holders

- Transparent Label Holders have a self-adhesive, magnetic, or velcro backing and fit securely on beveled shelf front
- A blank insert with four sides is included
- Package of 20

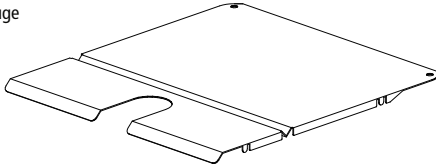


Model No.	Description	Width	Height	Wt.	List Price
90145	Self-adhesive	3"	¾"	1 oz.	30.00
911785	Magnetic	3"	½"	3 oz.	49.00
922VEL	Velcro	3"	½"	3 oz.	54.00

Contact Space Planning service at 1-800-735-6869 or spaceplanning@safcoproducts.com to discuss specific application, obtain prior approval and quote.

## Kwik-Shelf® Shelving System

- Shelves fit between Shelf Supports to create sorting or storage pockets for paper, forms or other media
- Each shelf locks firmly in place, yet removes quickly for easy reconfiguration
- Shelves are 20-gauge



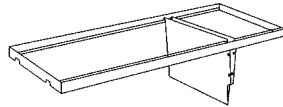
## 6-Shelf Package

Model No.	Width	Depth	Wt. per shelf	List Price
0412P06	4"	12"	.5	89.00
0512P06	5"	12"	.75	99.00
0515P06	5"	15"	1.0	103.00
0612P06	6"	12"	.75	102.00
0712P06	7"	12"	1.0	104.00
0812P06	8"	12"	1.05	122.00
0912P06	9"	12"	1.05	134.00
0915P06	9"	15"	2.0	155.00
1012P06	10"	12"	1.15	142.00
1015P06	10"	15"	1.5	162.00
1112P06	11"	12"	1.25	150.00
1115P06	11"	15"	1.65	163.00
1212P06	12"	12"	1.4	152.00
1215P06	12"	15"	1.75	170.00
1412P06	14"	12"	2.3	206.00
1415P06	14"	15"	2.75	225.00
1515P06	15"	15"	2.9	250.00
1612P06	16"	12"	2.8	239.00
1615P06	16"	15"	3.0	269.00

## Forms/Storage Cabinets - Rails

### Rails

- Accommodate Suspended Pockets; ideal for storage of forms or paper where space is at a premium and frequent handling for storage and/or retrieval is not required
- Height, 1" (allow 11" for Rail with Suspended Pockets)
- Graphite only

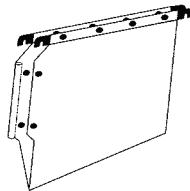


Model No.	Depth	Wt./Cartons	Width	List Price
AR42	14 <sup>3</sup> / <sub>4</sub> "	5 lbs. /1 ctn.	39 <sup>1</sup> / <sub>2</sub> " (for 42"-wide cabinets)	225.00
AR36	14 <sup>3</sup> / <sub>4</sub> "	4 lbs. /1 ctn.	33 <sup>1</sup> / <sub>2</sub> " (for 36"-wide cabinets)	208.00

## Forms/Storage Cabinets - Suspended Pockets

### Suspended Pockets

- V-bottom Suspended Pockets hang from Rails (above)
- Set of 25 includes labels (4<sup>1</sup>/<sub>2</sub> x 1<sup>1</sup>/<sub>4</sub>" )
- Snap-together feature simplifies sorting
- Constructed of heavy-duty kraft paper

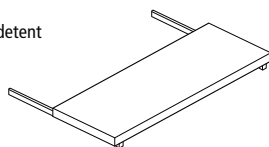


Model No.	Height	Width	Depth	Wt./Cartons	List Price
MSPV	10 <sup>13</sup> / <sub>16</sub> "	<sup>3</sup> / <sub>8</sub> "	13"	7 lbs. /1 ctn.	198.00

## Forms/Storage Cabinets - Roll-Out Shelves

### Roll-Out Shelves

- Make an ideal temporary, extended worksurface where space is tight
- When fully extended on slides (10" maximum), detent locks shelf in place



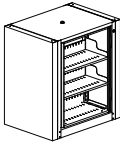

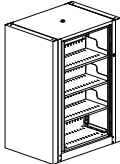

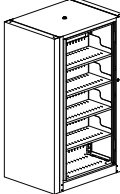

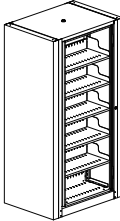

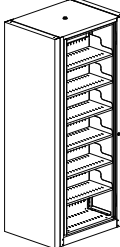

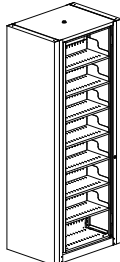

Model No.	Depth	Wt./Cartons	Width	List Price
AR542	15"	31 lbs. /1ctn.	39 <sup>3</sup> / <sub>4</sub> " (for 42"-wide cabinets)	680.00
AR536	15"	27 lbs. /1ctn.	33 <sup>3</sup> / <sub>4</sub> " (for 36"-wide cabinets)	645.00

# ARC™ Rotary File

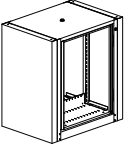

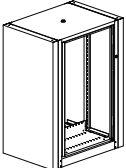

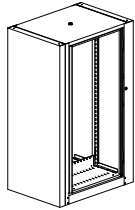

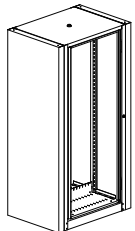

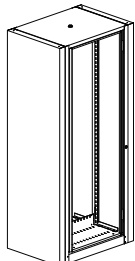

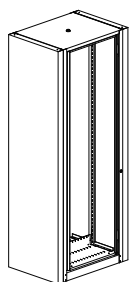

The ARC™ Rotary File is a double faced unit that rotates easily to provide access to both sides. Using our flexible cantilever style shelving, the ARC provides the most unobstructed filing inches per level and the easiest installation possible. The Complete Starter includes everything needed to house a filing system including the specified number of shelves and dividers.

- Allow 5¼" (letter depth) or 6½" (legal depth) clearance from wall for rotating carriage
- Empty units can be configured in endless variations for mixed media storage solutions
- Alley clearance needed 36"
- Shelves adjust on 1½" H increments; 120 lb. weight capacity per shelf
- Complete Units are ideal for storing color-coded filing
- To order a fully assembled unit, add the letter "B" after the letter "C" in the part number (e.g. ARCB24403S)
- ARC top is unfinished. Work surfaces are available - see page 314
- Complete units have slotted shelves with two (2) file dividers per 24" wide shelf; three (3) file dividers per 30" wide shelf
- S: Starter, A: Adder
- Standard Lock on all cabinets comes keyed alike
- Adder units attach to either right or left side of starter unit

## PRECONFIGURED IDEA STARTERS

	Model No.	W	D	H	Wt.	Knockdown List Price	Assembled Model No.	Assembled List Price "B"
	<b>3-Tier Complete</b> 							
	<b>Letter (144 LFI)</b>							
	ARC24403S	37¼"	26¼"	41"	287	2,354.00	ARCB24403S	2,729.00
	ARC24403A	31¾"	26¼"	41"	255	1,985.00	ARCB24403A	2,361.00
	<b>Legal (180 LFI)</b>							
	ARC30403S	46"	32¼"	41"	388	2,867.00	ARCB30403S	3,244.00
ARC30403A	39¼"	32¼"	41"	348	2,502.00	ARCB30403A	2,877.00	
	<b>4-Tier Complete</b> 							
	<b>Letter (192 LFI)</b>							
	ARC24504S	37¼"	26¼"	51"	323	2,623.00	ARCB24504S	3,001.00
	ARC24504A	31¾"	26¼"	51"	258	2,338.00	ARCB24504A	2,717.00
	<b>Legal (240 LFI)</b>							
	ARC30504S	46"	32¼"	51"	437	3,107.00	ARCB30504S	3,485.00
ARC30504A	39¼"	32¼"	51"	389	2,693.00	ARCB30504A	3,072.00	
	<b>5-Tier Complete</b> 							
	<b>Letter (240 LFI)</b>							
	ARC24615S	37¼"	26¼"	62"	372	2,695.00	ARCB24615S	3,074.00
	ARC24615A	31¾"	26¼"	62"	323	2,394.00	ARCB24615A	2,768.00
	<b>Legal (300 LFI)</b>							
	ARC30615S	46"	32¼"	62"	484	3,323.00	ARCB30615S	3,702.00
ARC30615A	39¼"	32¼"	62"	430	3,018.00	ARCB30615A	3,397.00	
	<b>6-Tier Complete</b> 							
	<b>Letter (288 LFI)</b>							
	ARC24726S	37¼"	26¼"	73"	403	3,410.00	ARCB24726S	3,887.00
	ARC24726A	31¾"	26¼"	73"	347	3,126.00	ARCB24726A	3,603.00
	<b>Legal (360 LFI)</b>							
	ARC30726S	46"	32¼"	73"	542	4,308.00	ARCB30726S	4,791.00
ARC30726A	39¼"	32¼"	73"	478	3,971.00	ARCB30726A	4,458.00	
	<b>7-Tier Complete</b> 							
	<b>Letter (336 LFI)</b>							
	ARC24827S	37¼"	26¼"	83½"	427	3,860.00	ARCB24827S	4,345.00
	ARC24827A	31¾"	26¼"	83½"	365	3,547.00	ARCB24827A	4,029.00
	<b>Legal (420 LFI)</b>							
	ARC30827S	46"	32¼"	83½"	588	4,787.00	ARCB30827S	5,264.00
ARC30827A	39¼"	32¼"	83½"	516	4,406.00	ARCB30827A	4,885.00	
	<b>8-Tier Complete</b> 							
	<b>Letter (384 LFI)</b>							
	ARC24938S	37¼"	26¼"	94"	478	4,332.00	N/A	N/A
	ARC24938A	31¾"	26¼"	94"	408	3,991.00	N/A	N/A
	<b>Legal (480 LFI)</b>							
	ARC30938S	46"	32¼"	94"	632	5,393.00	N/A	N/A
ARC30938A	39¼"	32¼"	94"	550	5,016.00	N/A	N/A	

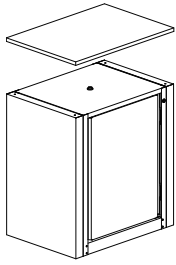
Contact Space Planning service at 1-800-735-6869 or spaceplanning@safcoproducts.com to discuss specific application, obtain prior approval and quote.

	Model No.	W	D	H	Wt.	Knockdown List Price	Assembled Model No.	Assembled List Price "B"
	<b>3-Tier Empty</b> 							
	<b>Letter</b>							
	ARC24403ES	37 <sup>1</sup> / <sub>4</sub> "	26 <sup>1</sup> / <sub>4</sub> "	41"	238	2,057.00	ARCB24403ES	2,435.00
	ARC24403EA	31 <sup>3</sup> / <sub>4</sub> "	26 <sup>1</sup> / <sub>4</sub> "	41"	206	1,687.00	ARCB24403EA	2,066.00
	<b>Legal</b>							
	ARC30403ES	46"	32 <sup>1</sup> / <sub>4</sub> "	41"	326	2,525.00	ARCB30403ES	2,903.00
	ARC30403EA	39 <sup>1</sup> / <sub>4</sub> "	32 <sup>1</sup> / <sub>4</sub> "	41"	286	2,157.00	ARCB30403EA	2,537.00
	<b>4-Tier Empty</b> 							
	<b>Letter</b>							
	ARC24504ES	37 <sup>1</sup> / <sub>4</sub> "	26 <sup>1</sup> / <sub>4</sub> "	51"	260	2,121.00	ARCB24504ES	2,500.00
	ARC24504EA	31 <sup>3</sup> / <sub>4</sub> "	26 <sup>1</sup> / <sub>4</sub> "	51"	220	1,818.00	ARCB24504EA	2,197.00
	<b>Legal</b>							
	ARC30504ES	46"	32 <sup>1</sup> / <sub>4</sub> "	51"	348	2,599.00	ARCB30504ES	2,976.00
	ARC30504EA	39 <sup>1</sup> / <sub>4</sub> "	32 <sup>1</sup> / <sub>4</sub> "	51"	300	2,188.00	ARCB30504EA	2,568.00
	<b>5-Tier Empty</b> 							
	<b>Letter</b>							
	ARC24615ES	37 <sup>1</sup> / <sub>4</sub> "	26 <sup>1</sup> / <sub>4</sub> "	62"	282	2,188.00	ARCB24615ES	2,568.00
	ARC24615EA	31 <sup>3</sup> / <sub>4</sub> "	26 <sup>1</sup> / <sub>4</sub> "	62"	234	1,902.00	ARCB24615EA	2,282.00
	<b>Legal</b>							
	ARC30615ES	46"	32 <sup>1</sup> / <sub>4</sub> "	62"	368	2,654.00	ARCB30615ES	3,031.00
	ARC30615EA	39 <sup>1</sup> / <sub>4</sub> "	32 <sup>1</sup> / <sub>4</sub> "	62"	314	2,349.00	ARCB30615EA	2,727.00
	<b>6-Tier Empty</b> 							
	<b>Letter</b>							
	ARC24726ES	37 <sup>1</sup> / <sub>4</sub> "	26 <sup>1</sup> / <sub>4</sub> "	73"	303	2,708.00	ARCB24726ES	3,185.00
	ARC24726EA	31 <sup>3</sup> / <sub>4</sub> "	26 <sup>1</sup> / <sub>4</sub> "	73"	247	2,428.00	ARCB24726EA	2,906.00
	<b>Legal</b>							
	ARC30726ES	46"	32 <sup>1</sup> / <sub>4</sub> "	73"	399	3,339.00	ARCB30726ES	3,819.00
	ARC30726EA	39 <sup>1</sup> / <sub>4</sub> "	32 <sup>1</sup> / <sub>4</sub> "	73"	335	3,003.00	ARCB30726EA	3,486.00
	<b>7-Tier Empty</b> 							
	<b>Letter</b>							
	ARC24827ES	37 <sup>1</sup> / <sub>4</sub> "	26 <sup>1</sup> / <sub>4</sub> "	83 <sup>1</sup> / <sub>2</sub> "	323	3,034.00	ARCB24827ES	3,415.00
	ARC24827EA	31 <sup>3</sup> / <sub>4</sub> "	26 <sup>1</sup> / <sub>4</sub> "	83 <sup>1</sup> / <sub>2</sub> "	261	2,722.00	ARCB24827EA	3,110.00
	<b>Legal</b>							
	ARC30827ES	46"	32 <sup>1</sup> / <sub>4</sub> "	83 <sup>1</sup> / <sub>2</sub> "	423	3,737.00	ARCB30827ES	4,098.00
	ARC30827EA	39 <sup>1</sup> / <sub>4</sub> "	32 <sup>1</sup> / <sub>4</sub> "	83 <sup>1</sup> / <sub>2</sub> "	351	3,368.00	ARCB30827EA	3,739.00
	<b>8-Tier Empty</b> 							
	<b>Letter</b>							
	ARC24938ES	37 <sup>1</sup> / <sub>4</sub> "	26 <sup>1</sup> / <sub>4</sub> "	94"	345	3,379.00	N/A	N/A
	ARC24938EA	31 <sup>3</sup> / <sub>4</sub> "	26 <sup>1</sup> / <sub>4</sub> "	94"	275	3,048.00	N/A	N/A
	<b>Legal</b>							
	ARC30938ES	46"	32 <sup>1</sup> / <sub>4</sub> "	94"	437	4,191.00	N/A	N/A
	ARC30938EA	39 <sup>1</sup> / <sub>4</sub> "	32 <sup>1</sup> / <sub>4</sub> "	94"	355	3,741.00	N/A	N/A
<b>ARC Base Anchor Kit</b>								
	ABANCHOR2	ARC Base Anchor Kit of 2				-	3,379.00	N/A

Office Suites  
Seating  
Tables  
Desks  
Meeting Essentials  
Personal Organization  
Ergonomics  
High Density Storage  
Storage & Filing  
Facilities  
Technology Furniture  
Art & Engineering



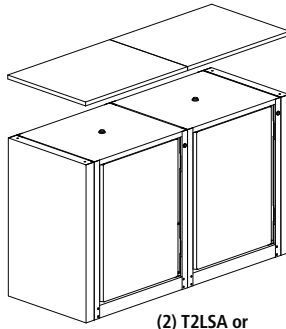
## WORK SURFACES FOR 3-, 4- AND 5-TIER ARC



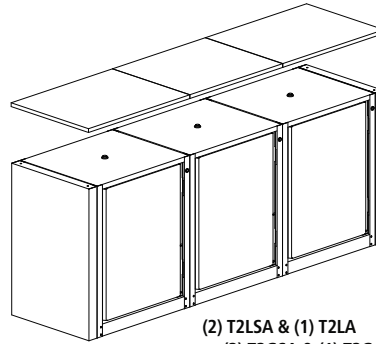
(1) T2LS or  
(1) T2GS

Model No.	Description	W	D	H	Wt.	TFL List Price	HPL Laminate List Price
T2LS	Letter Starter Top Only	37 <sup>1</sup> / <sub>4</sub> "	26 <sup>1</sup> / <sub>4</sub> "	1"	25	347.00	450.00
T2LA	Letter Adder Top	31 <sup>3</sup> / <sub>4</sub> "	26 <sup>1</sup> / <sub>4</sub> "	1"	22	347.00	450.00
T2LSA	Letter Starter/Adder Top Combination	34 <sup>1</sup> / <sub>2</sub> "	26 <sup>1</sup> / <sub>4</sub> "	1"	25	347.00	450.00
T2GS	Legal Starter Top Only	46"	32 <sup>1</sup> / <sub>4</sub> "	1"	30	347.00	450.00
T2GA	Legal Adder Top	39 <sup>1</sup> / <sub>4</sub> "	32 <sup>1</sup> / <sub>4</sub> "	1"	28	347.00	450.00
T2GSA	Legal Starter/Adder Top Combination	42 <sup>5</sup> / <sub>8</sub> "	32 <sup>1</sup> / <sub>4</sub> "	1"	30	347.00	450.00

**Example:** When ordering a work surface for a letter unit, order one T2LS. When ordering two letter units, order two T2LSA. When ordering multiple units, order two T2LSA and one T2LA for every additional unit.



(2) T2LSA or  
(2) T2GSA



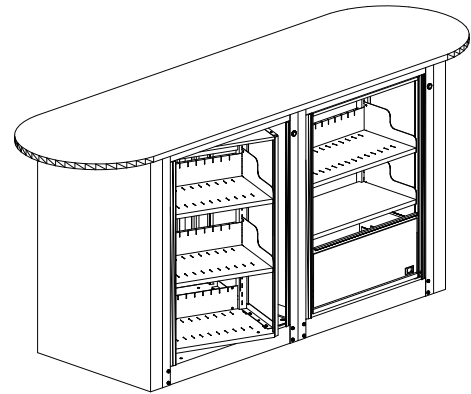
(2) T2LSA & (1) T2LA  
or (2) T2GSA & (1) T2GA

## ARC™ Rotary Work Center

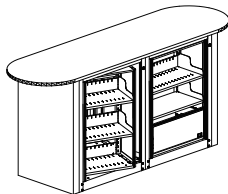
The ARC™ Rotary Work Center provides storage with a convenient work surface for materials viewing or meeting area requirements. The Work Center is available in letter and legal depths with base units as shown below (AITB3L2 or AITB3G2) or you can design those units to your needs by ordering individual components. Contact Customer Care or Space Planning for assistance if required. Work Center bases are available in all Safco standard paint colors and tops are available in standard HPL laminates.

**ARC Rotary Work Center** (as shown at right) consists of:

- 1 ARC in the Box 3-tier Starter; 1 ARC in the Box 3-tier Adder
- 8 Slotted Shelves with Adjustable File Dividers
- 1 Pass-Through Shelf Unit
- 2 Roll Out Drawers
- 1 Oval Top
- Available in Letter or Legal depth
- **Base and Top to be ordered separately**



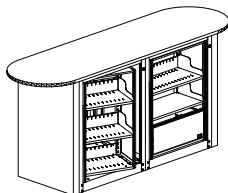
Model No.	Description	W	D	H	Wt.	List Price
TLWC	Letter Oval Work Center Top	94 <sup>3</sup> / <sub>4</sub> "	27 <sup>1</sup> / <sub>4</sub> "	1"	38	540.00
TGWC	Legal Oval Work Center Top	117 <sup>1</sup> / <sub>2</sub> "	33 <sup>1</sup> / <sub>4</sub> "	1"	48	712.00
TLWC01	Letter Rectangular Work Center Top	94 <sup>3</sup> / <sub>4</sub> "	27 <sup>1</sup> / <sub>4</sub> "	1"	38	540.00
TGWC01	Legal Rectangular Work Center Top	116 <sup>1</sup> / <sub>2</sub> "	33 <sup>1</sup> / <sub>4</sub> "	1"	48	712.00



### LETTER DEPTH ARC WORK CENTER

AITB3L2 (Letter)	2 Base ARC units as shown (3-tier Letter)	5,990.00
TLWC	1 Oval HPL Top – 94 <sup>3</sup> / <sub>4</sub> " x 1" x 27 <sup>1</sup> / <sub>4</sub> "	540.00

List Price: 6,359.00

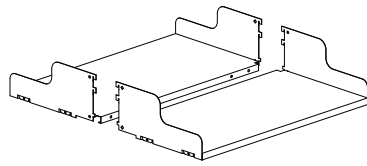


### LEGAL DEPTH ARC WORK CENTER

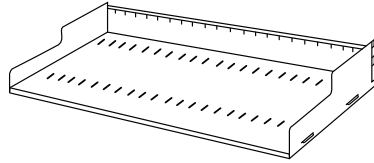
AITB3G2 (Legal)	2 Base ARC units as shown (3-tier Legal)	7,475.00
TGWC	1 Oval HPL Top – 117 <sup>1</sup> / <sub>2</sub> " x 1" x 33 <sup>1</sup> / <sub>4</sub> "	712.00

List Price: 7,971.00

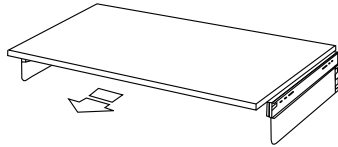
Contact Space Planning service at 1-800-735-6869 or spaceplanning@safcoproducts.com to discuss specific application, obtain prior approval and quote.



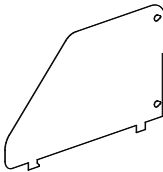
Model No.	W	H	D	Wt.	List Price
<b>Pass Through Shelf</b>					
ARCPS2412	24"	3/4"	12"	18	166.00
ARCPS3015	30"	3/4"	15"	22	194.00



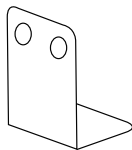
<b>Slotted Shelves (SLF)</b>					
ARC2412SLF	24"	6"	12"	8	69.00
ARC3015SLF	30"	6"	15"	12	85.00



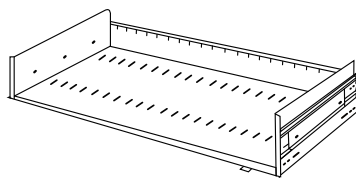
<b>Pull Out Reference Shelves (RS)</b>					
ARC2412RS	24"	—12"	20	279.00	
ARC3015RS	30"	—	15"	23	300.00



<b>Adjustable File Dividers(DV) – Standard Pack of 6</b>					
F12DV6	—	6"	12"	6	41.00
F15DV6	—	6"	15"	7.5	47.00

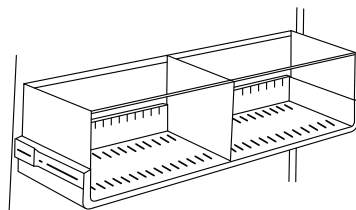


<b>Magnetic File Dividers (MDV)</b>					
AMDV	6 <sup>3</sup> / <sub>4</sub> "	7 <sup>1</sup> / <sub>2</sub> "	4 <sup>1</sup> / <sub>4</sub> "	1.5	46.00

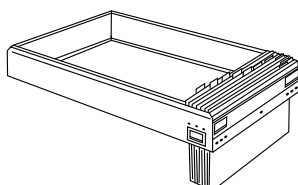


<b>Rollout Shelves (ROSLF)</b>					
ARC2412ROSLF	24"	6"	12"	22	287.00
ARC3015ROSLF	30"	6"	15"	25	327.00

**Note:** When ordering rollout accessories, **Upright Rollout Supports** must be ordered for each side of the ARC™ Rotary File with installed rollout accessories. (See page 316)



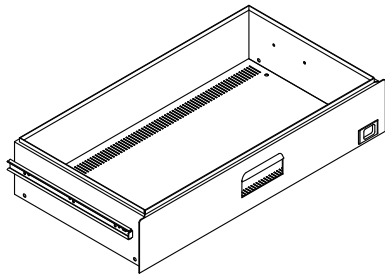
<b>Hanging File Frame Kit (HFK) Used in conjunction with rollout shelves as shown.</b>					
ARC2412HFK	24"	9"	12"	11	136.00
ARC3015HFK	30"	9"	15"	13	180.00



<b>Rollout Hanging Frames (ROHF)</b>					
ARC2412ROHF	24"	—	12"	12.5	287.00
ARC3015ROHF	30"	—	15"	13.5	306.00

**Note:** When ordering rollout accessories, **Upright Rollout Supports** must be ordered for each side of the ARC™ Rotary File with installed rollout accessories. (See page 316)

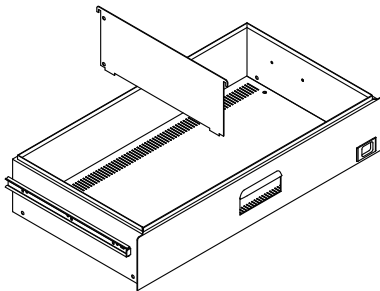
Contact Space Planning service at 1-800-735-6869 or spaceplanning@safcoproducts.com to discuss specific application, obtain prior approval and quote.



**Note:** When ordering rollout accessories, **Upright Rollout Supports** must be ordered for each side of the ARC™ Rotary File with installed rollout accessories. (See below)

### Rollout Drawers (ROD)

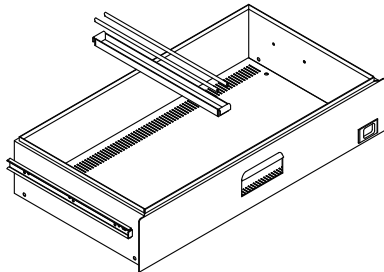
Model No.	H	D	Wt.	List Price
ARC2412ROD60	6"	12"	18	287.00
ARC3015ROD60	6"	15"	20	341.00
ARC2412ROD75	7 1/2"	12"	23	299.00
ARC3015ROD75	7 1/2"	15"	25	349.00
ARC2412ROD90	9"	12"	27	312.00
ARC3015ROD90	9"	15"	30	325.00
ARC2412ROD105	10 1/2"	12"	32	341.00
ARC3015ROD105	10 1/2"	15"	36	371.00
ARC2412ROD120	12"	12"	37	378.00
ARC3015ROD120	12"	15"	41	406.00



### Inserts & Partitions for Rollout Drawers

Model No.	H	D	Wt.	List Price
ARC12P	6"	LTR	9	16.00
ARC15P	6"	LGL	11	24.00

**Note:** Partitions are to be used in the 6" tall ARC™ rollout drawers only. Sold individually.



### Converter Bar (CB)

Use with rollout drawers or hanging frame kits  
To file front-to-back, use the following converter bars:

- Sold individually, not in pairs

Model No.	D	Wt.	List Price
ARC12CB	12"	1	63.00
ARC15CB	15"	1	67.00

### Upright Rollout Supports (sold in pairs)


Required on each side of ARC™ Rotary File with Rollout Components

Model No.	Description	List Price	Model No.	Description	List Price
URS3	3-Tier Supports	81.00	URS6	6-Tier Supports	81.00
URS4	4-Tier Supports	81.00	URS7	7-Tier Supports	81.00
URS5	5-Tier Supports	81.00	URS8	8-Tier Supports	81.00

Order 2 pair if filling both sides of the cabinet.

Office Suites  
Seating  
Tables  
Desks  
Meeting Essentials  
Personal Organization  
Ergonomics  
High Density Storage  
Storage & Filing  
Facilities  
Technology Furniture  
Art & Engineering

Contact Space Planning service at 1-800-735-6869 or [spaceplanning@safcoproducts.com](mailto:spaceplanning@safcoproducts.com) to discuss specific application, obtain prior approval and quote.



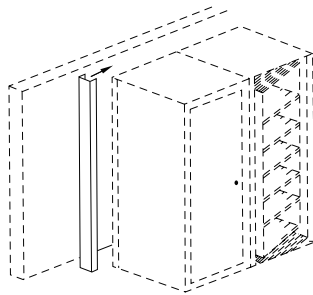
## Center Panels (CP)

Used as security or privacy panel between front and back sections of cabinet.

Model No.	W	H	Wt.	List Price
ARC2440CP	23"	3-tier	8	143.00
ARC3040CP	29"	3-tier	10	149.00
ARC2450CP	23"	4-tier	11	149.00
ARC3050CP	29"	4-tier	14	158.00
ARC2461CP	23"	5-tier	14	158.00
ARC3061CP	29"	5-tier	17	167.00
ARC2472CP	23"	6-tier	19	166.00
ARC3072CP	29"	6-tier	24	176.00
ARC2482CP	23"	7-tier	22	183.00
ARC3082CP	29"	7-tier	28	194.00
ARC2493CP	23"	8-tier	25	211.00
ARC3093CP	29"	8-tier	32	225.00

## Wall Closure Strips (WCS)

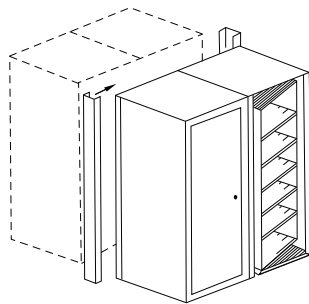
Closes space between ARC™ unit and wall. Letter: 5 1/4", Legal: 6 1/2".



Model No.	Size	H	Wt.	List Price
ARC2440WCS	LTR	3-tier	8	94.00
ARC3040WCS	LGL	3-tier	10	94.00
ARC2450WCS	LTR	4-tier	10	94.00
ARC3050WCS	LGL	4-tier	12	94.00
ARC2461WCS	LTR	5-tier	12	94.00
ARC3061WCS	LGL	5-tier	14	94.00
ARC2472WCS	LTR	6-tier	18	94.00
ARC3072WCS	LGL	6-tier	20	94.00
ARC2482WCS	LTR	7-tier	23	111.00
ARC3082WCS	LGL	7-tier	28	111.00
ARC2493WCS	LTR	8-tier	27	130.00
ARC3093WCS	LGL	8-tier	30	130.00

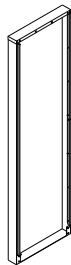
## Back-to-Back Closure Strips (BTB)

Used to enclose the space between two ARC™ units when placed back-to-back. Letter: 10 1/2", Legal: 13".



Model No.	Size	H	Wt.	List Price
ARC2440BTB	LTR	3-tier	14	111.00
ARC3040BTB	LGL	3-tier	16	111.00
ARC2450BTB	LTR	4-tier	16	111.00
ARC3050BTB	LGL	4-tier	18	111.00
ARC2461BTB	LTR	5-tier	18	111.00
ARC3061BTB	LGL	5-tier	20	111.00
ARC2472BTB	LTR	6-tier	32	111.00
ARC3072BTB	LGL	6-tier	32	111.00
ARC2482BTB	LTR	7-tier	40	130.00
ARC3082BTB	LGL	7-tier	40	130.00
ARC2493BTB	LTR	8-tier	48	147.00
ARC3093BTB	LGL	8-tier	48	147.00

## End Panel Assemblies (EP)

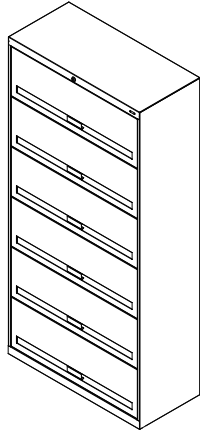


Model No.	Size	H	Wt.	List Price
ARC2440EP	LTR	3-tier	17	415.00
ARC3040EP	LGL	3-tier	21	429.00
ARC2450EP	LTR	4-tier	21	429.00
ARC3050EP	LGL	4-tier	25	446.00
ARC2461EP	LTR	5-tier	25	446.00
ARC3061EP	LGL	5-tier	28	461.00
ARC2472EP	LTR	6-tier	29	461.00
ARC3072EP	LGL	6-tier	33	518.00
ARC2482EP	LTR	7-tier	32	518.00
ARC3082EP	LGL	7-tier	37	536.00
ARC2493EP	LTR	8-tier	36	577.00
ARC3093EP	LGL	8-tier	42	615.00

Office Suites  
Seating  
Tables  
Desks  
Meeting Essentials  
Personal Organization  
Ergonomics  
High Density Storage  
Storage & Filing  
Facilities  
Technology Furniture  
Art & Engineering

# Flip-N-File™ Cabinet

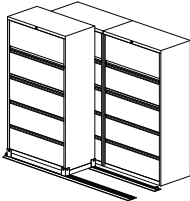
- The Flip-n-File™ Cabinet comes fully assembled and ready to use. Choose from a cabinet without doors ("N") or a cabinet with locking doors ("D")
- Shelves are fixed with a 9<sup>3</sup>/<sub>4</sub>" H clearance between shelves
- 120 lb. load capacity per shelf
- Inside width dimension of each shelf is 34"
- Accommodates letter or legal filing
- All units come with 4 file dividers per shelf
- Additional dividers are available
- Lock is located at the top of the cabinet
- Standard Finishes: Pebble Gray, Sand Beige and Black Only
- Inside depth is 15<sup>1</sup>/<sub>16</sub>"



Model No.	Description	W	Size H	D	Wt.	List Price	List Price Add "K" Suffix Keyed Alike
FFN5	5 Tier without Doors	36"	63 <sup>1</sup> / <sub>2</sub> "	17"	110	1,581.00	N/A
FFD5	5 Tier with Doors	36"	63 <sup>1</sup> / <sub>2</sub> "	17"	160	2,194.00	2,254.00
FFN6	6 Tier without Doors	36"	75 <sup>1</sup> / <sub>4</sub> "	17"	130	1,760.00	N/A
FFD6	6 Tier with Doors	36"	75 <sup>1</sup> / <sub>4</sub> "	17"	186	2,431.00	2,489.00
FFN7	7 Tier without Doors	36"	87"	17"	142	1,978.00	N/A
FFD7	7 Tier with Doors	36"	87"	17"	212	2,803.00	2,863.00
FFD	Additional Dividers					3.00	-
FFDMK	Master Key				1	20.00	-

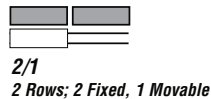
Note: For keyed alike cabinets, add a "K" to the end of the model number. See final column for keyed alike pricing (with door only).

## Flip-N-File™ Cabinets on Kwik-Track



To increase filing density, Flip-n-File™ shelving can also mount to Kwik-Track systems creating either a bi-file or tri-file sliding shelving system. In either configuration, the rear row of cabinets are stationary with cabinets in front mounted on a sliding carriage on a track mounted to the floor.

- Heavy-duty aluminum track construction supports 3,500 lbs. per carriage
- Anti-tip built into base for stability and easy installation
- Systems are complete with cabinets and track. Four dividers per shelf are included
- Track system has a Brushed Aluminum finish. Floor mounting hardware included
- Track adds 2<sup>3</sup>/<sub>4</sub>" to overall height of system
- All configurations below have doors



**2/1**  
2 Rows; 2 Fixed, 1 Movable



**2/1/1**  
3 Rows; 2 Fixed, 2 Movable



**3/2**  
2 Rows; 3 Fixed, 2 Movable



**3/2/2**  
3 Rows; 3 Fixed, 4 Movable



**4/3**  
2 Rows; 4 Fixed, 3 Movable



**4/3/3**  
3 Rows; 4 Fixed, 6 Movable

Model No.	Description	Dimensions	Wt.	List Price	List Price Add "K" Suffix Keyed Alike
<b>5-Tier Cabinet 36"D</b>					
FF521	2/1 5-Tier Cabinet	78"W x 36"D x 66 <sup>1</sup> / <sub>4</sub> "H	505	8,103.00	8,154.00
FF532	3/2 5-Tier Cabinet	116"W x 36"D x 66 <sup>1</sup> / <sub>4</sub> "H	840	13,706.00	13,762.00
FF543	4/3 5-Tier Cabinet	156"W x 36"D x 66 <sup>1</sup> / <sub>4</sub> "H	1,165	19,172.00	19,223.00
<b>5-Tier Cabinet 56"D</b>					
FF5211	2/1/1 5-Tier Cabinet	78"W x 56"D x 66 <sup>1</sup> / <sub>4</sub> "H	660	11,820.00	11,871.00
FF5322	3/2/2 5-Tier Cabinet	116"W x 56"D x 66 <sup>1</sup> / <sub>4</sub> "H	1,150	20,830.00	20,881.00
FF5433	4/3/3 5-Tier Cabinet	156"W x 56"D x 66 <sup>1</sup> / <sub>4</sub> "H	1,630	29,566.00	29,618.00
<b>6-Tier Cabinet 36"D</b>					
FF621	2/1 6-Tier Cabinet	78"W x 36"D x 78"H	583	8,813.00	8,868.00
FF632	3/2 6-Tier Cabinet	116"W x 36"D x 78"H	970	14,885.00	15,187.00
FF643	4/3 6-Tier Cabinet	156"W x 36"D x 78"H	1,347	20,824.00	20,883.00
<b>6-Tier Cabinet 56"D</b>					
FF6211	2/1/1 6-Tier Cabinet	78"W x 56"D x 78"H	764	12,764.00	12,815.00
FF6322	3/2/2 6-Tier Cabinet	116"W x 56"D x 78"H	1,332	22,483.00	22,540.00
FF6433	4/3/3 6-Tier Cabinet	156"W x 56"D x 78"H	1,890	31,928.00	31,986.00
<b>7-Tier Cabinet 36"D</b>					
FF721	2/1 7-Tier Cabinet	78"W x 36"D x 89 <sup>3</sup> / <sub>4</sub> "H	661	9,927.00	10,109.00
FF732	3/2 7-Tier Cabinet	116"W x 36"D x 89 <sup>3</sup> / <sub>4</sub> "H	1,100	16,749.00	17,049.00
FF743	4/3 7-Tier Cabinet	156"W x 36"D x 89 <sup>3</sup> / <sub>4</sub> "H	1,529	23,430.00	23,853.00
<b>7-Tier Cabinet 56"D</b>					
FF7211	2/1/1 7-Tier Cabinet	78"W x 56"D x 89 <sup>3</sup> / <sub>4</sub> "H	868	14,254.00	14,305.00
FF7322	3/2/2 7-Tier Cabinet	116"W x 56"D x 89 <sup>3</sup> / <sub>4</sub> "H	1,514	25,087.00	25,145.00
FF7433	4/3/3 7-Tier Cabinet	156"W x 56"D x 89 <sup>3</sup> / <sub>4</sub> "H	2,150	35,650.00	35,702.00

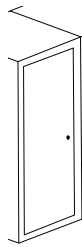
Note: For keyed alike cabinets, add a "K" to the end of the model number. See final column for keyed alike pricing.

Magnetic fabric or vinyl options are available in a wide variety of colors and patterns.

**Note:** We strongly suggest that Decorative Enhancements should not be utilized with film, diagnostic or electronic media due to the magnetic backing.

- Magnetic fabric or vinyl material installs in minutes
- Guilford of Maine fabrics, 4 wood grain vinyl patterns, 2 patterned vinyls
- Accessories can be used on most of our filing and storage products (ARC™ Doors, Mobile End Panels, 4-Post Uprights and Back Panels etc.)
- The magnetic Dry Erase boards have a Sandstone finish and include a eraser and marker

### ARC™ Rotary Cabinets - Door



Model No.	Description	Width	Length	List Price Each
DAD3L	ARC™ 3-Tier Letter Door	25"	34 <sup>3</sup> / <sub>4</sub> "	203.00
DAD3G	ARC™ 3-Tier Legal Door	31"	34 <sup>3</sup> / <sub>4</sub> "	276.00
DAD4L	ARC™ 4-Tier Letter Door	25"	45 <sup>1</sup> / <sub>4</sub> "	240.00
DAD4G	ARC™ 4-Tier Legal Door	31"	45 <sup>1</sup> / <sub>4</sub> "	322.00
DAD5L	ARC™ 5-Tier Letter Door	25"	55 <sup>3</sup> / <sub>4</sub> "	276.00
DAD5G	ARC™ 5-Tier Legal Door	31"	55 <sup>3</sup> / <sub>4</sub> "	357.00
DAD6L	ARC™ 6-Tier Letter Door	24"	66 <sup>1</sup> / <sub>4</sub> "	315.00
DAD6G	ARC™ 6-Tier Legal Door	30"	66 <sup>1</sup> / <sub>4</sub> "	412.00
DAD7L	ARC™ 7-Tier Letter Door	24"	76 <sup>3</sup> / <sub>4</sub> "	357.00
DAD7G	ARC™ 7-Tier Legal Door	30"	76 <sup>3</sup> / <sub>4</sub> "	412.00
DAD8L	ARC™ 8-Tier Letter Door	24"	87 <sup>1</sup> / <sub>4</sub> "	387.00
DAD8G	ARC™ 8-Tier Legal Door	30"	87 <sup>1</sup> / <sub>4</sub> "	515.00

### 4-Post Shelving - Uprights

Model No.	Description	Width	Length	List Price Each
DFU1265	4-Post Uprights Single Face Letter	12"	65"	203.00
DFU1565	4-Post Uprights Single Face Legal	15"	65"	269.00
DFU2465	4-Post Uprights Double Face Letter	24"	65"	315.00
DFU3065	4-Post Uprights Double Face Legal	30"	65"	412.00
DFU1276	4-Post Uprights Single Face Letter	12"	76"	240.00
DFU1576	4-Post Uprights Single Face Legal	15"	76"	286.00
DFU2476	4-Post Uprights Double Face Letter	24"	76"	357.00
DFU3076	4-Post Uprights Double Face Legal	30"	76"	470.00
DFU1286	4-Post Uprights Single Face Letter	12"	86"	262.00
DFU1586	4-Post Uprights Single Face Legal	15"	86"	315.00
DFU2486	4-Post Uprights Double Face Letter	24"	86"	357.00
DFU3086	4-Post Uprights Double Face Legal	30"	86"	515.00
DFU1297	4-Post Uprights Single Face Letter	12"	97"	286.00
DFU1597	4-Post Uprights Single Face Legal	15"	97"	336.00
DFU2497	4-Post Uprights Double Face Letter	24"	97"	420.00
DFU3097	4-Post Uprights Double Face Legal	30"	97"	569.00

Office Suites  
Seating  
Tables  
Desks  
Meeting Essentials  
Personal Organization  
Ergonomics  
High Density Storage  
Storage & Filing  
Facilities  
Technology Furniture  
Art & Engineering

## Decorative Enhancements - 4-Post Shelving -Back Panels

Model No.	Description	Width	Length	List Price Each
DFB3665	4-Post Back Panel	36"	65"	449.00
DFB3676	4-Post Back Panel	36"	76"	515.00
DFB3686	4-Post Back Panel	36"	86"	569.00
DFB3697	4-Post Back Panel	36"	97"	613.00
DFB4265	4-Post Back Panel	42"	65"	501.00
DFB4276	4-Post Back Panel	42"	76"	569.00
DFB4286	4-Post Back Panel	42"	86"	627.00
DFB4297	4-Post Back Panel	42"	97"	681.00
DFB4865	4-Post Back Panel	48"	65"	531.00
DFB4876	4-Post Back Panel	48"	76"	619.00
DFB4886	4-Post Back Panel	48"	86"	672.00
DFB4897	4-Post Back Panel	48"	97"	724.00

## Accessories - Tack Board, Dry Erase and Coat Hook

Model No.	Description	Width	Length	List Price Each
<b>Tack Board</b>				
D100	Tack Board	12"	40"	194.00
D200	Tack Board	24"	40"	345.00
<b>Dry Erase</b>				
D300	Dry Erase Sand Stone Finish	12"	40"	180.00
D400	Dry Erase Sand Stone Finish	24"	40"	269.00
<b>Coat Hook</b>				
D500	Coat Hook	4"	8"	86.00

Note: Coat hook will support up to 11 lbs.

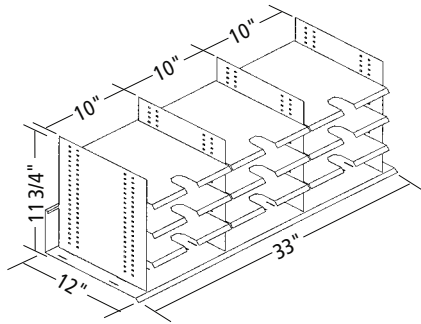
## Accessories - Mobile Aisle - End Panels Fixed

Model No.	Description	Width	Length	List Price Each
DME1265F	Mobile End Panels Single Face Letter	12"	65"	203.00
DME1565F	Mobile End Panels Single Face Legal	15"	65"	269.00
DME1865F	Mobile End Panels Single Face Heavy-Duty	18"	65"	289.00
DME2465F	Mobile End Panels Double Face Letter	24"	65"	315.00
DME3065F	Mobile End Panels Double Face Legal	30"	65"	412.00
DME3665F	Mobile End Panels Double Face Heavy-Duty	36"	65"	444.00
DME1276F	Mobile End Panels Single Face Letter	12"	76"	240.00
DME1576F	Mobile End Panels Single Face Legal	15"	76"	286.00
DME1876F	Mobile End Panels Single Face Heavy-Duty	18"	76"	326.00
DME2476F	Mobile End Panels Double Face Letter	24"	76"	357.00
DME3076F	Mobile End Panels Double Face Legal	30"	76"	470.00
DME3676F	Mobile End Panels Double Face Heavy-Duty	36"	76"	510.00
DME1286F	Mobile End Panels Single Face Letter	12"	86"	262.00
DME1586F	Mobile End Panels Single Face Legal	15"	86"	315.00
DME1886F	Mobile End Panels Single Face Heavy-Duty	18"	86"	355.00
DME2486F	Mobile End Panels Double Face Letter	24"	86"	387.00
DME3086F	Mobile End Panels Double Face Legal	30"	86"	515.00
DME3686F	Mobile End Panels Double Face Heavy-Duty	36"	86"	561.00
DME1297F	Mobile End Panels Single Face Letter	12"	97"	286.00
DME1597F	Mobile End Panels Single Face Legal	15"	97"	336.00
DME1897F	Mobile End Panels Single Face Heavy-Duty	18"	97"	384.00
DME2497F	Mobile End Panels Double Face Letter	24"	97"	420.00
DME3097F	Mobile End Panels Double Face Legal	30"	97"	569.00
DME3697F	Mobile End Panels Double Face Heavy-Duty	36"	97"	607.00

Model No.	Description	Width	Length	List Price Each
DME1865M	Mobile End Panels Single Face Heavy-Duty	18"	65"	292.00
DME2465M	Mobile End Panels Double Face Letter	24"	65"	315.00
DME3065M	Mobile End Panels Double Face Legal	30"	65"	412.00
DME3665M	Mobile End Panels Double Face Heavy-Duty	36"	65"	449.00
DME1876M	Mobile End Panels Single Face Heavy-Duty	18"	76"	328.00
DME2476M	Mobile End Panels Double Face Letter	24"	76"	357.00
DME3076M	Mobile End Panels Double Face Legal	30"	76"	470.00
DME3676M	Mobile End Panels Double Face Heavy-Duty	36"	76"	515.00
DME1886M	Mobile End Panels Single Face Heavy-Duty	18"	86"	357.00
DME2486M	Mobile End Panels Double Face Letter	24"	86"	387.00
DME3086M	Mobile End Panels Double Face Legal	30"	86"	515.00
DME3686M	Mobile End Panels Double Face Heavy-Duty	36"	86"	561.00
DME1897M	Mobile End Panels Single Face Heavy-Duty	18"	97"	387.00
DME2497M	Mobile End Panels Double Face Letter	24"	97"	420.00
DME3097M	Mobile End Panels Double Face Legal	30"	97"	569.00
DME3697M	Mobile End Panels Double Face Heavy-Duty	36"	97"	607.00

## Insertables® Systems

- Standard Finish: Pebble Gray only



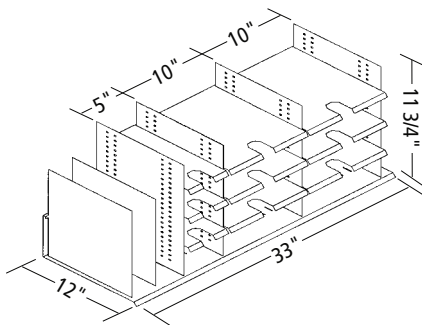
### Manager's System

Provides 12 pockets, each 10"W x 12"D x 3"H (height adjustable in 1/2" increments)

Model No.	Wt./ Carton	List Price
KB3312D	33 lbs./ 1	436.00



- Standard Finish: Pebble Gray only



### Administrator's System

Provides eight 10"W x 12"D x 3"H and four 5"W x 12"D x 3"H pockets (height adjustable in 1/2" increments). Two dividers.

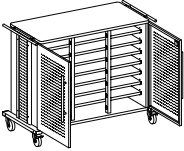
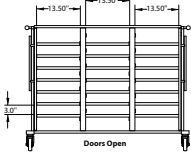
Model No.	Wt./ Carton	List Price
KB3312E	33 lbs. / 1	488.00



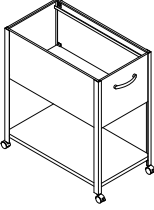
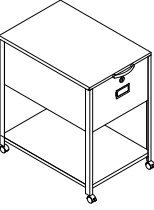
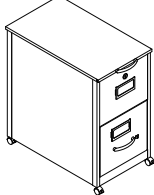


# Laptop Cart

Office Suites  
Seating  
Tables  
Desks  
Meeting Essentials  
Personal Organization  
Ergonomics  
High Density Storage  
Storage & Filing  
Facilities  
Technology Furniture  
Art & Engineering

Model #	Description	Model #	List Price Ea.	List Carton Price	Quantity Per Carton	Actual Weight	S-Parcel Billable Weight	Carton Cube	Freight Class
	<b>LC1010</b> Laptop Cart Stores up to 24 laptops 350 lb. Weight Capacity, 30 lbs. per Shelf Shelves adjust on 1/4" H increments Two UL-listed multi-socket power strips* Overall Size: 50 1/2"W x 26 1/2"D x 40"H Finish: Top is Gray Maytrix and powder coat finish is Sand	LC1010	1,518.00	1,518.00	1	208	208	12.77	70
	* Note: Electrical limitations require that each power strip be plugged into separate circuits, not just separate outlets.								

# Mobilizers™

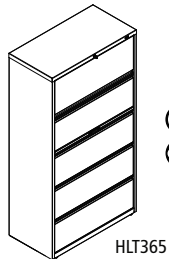
Model #	Description	Model #	List Price Ea.	List Carton Price	Quantity Per Carton	Actual Weight	S-Parcel Billable Weight	Carton Cube	Freight Class
	<b>9P600</b> Mobilizers™ Letter-Size Open File Lower Shelf Accommodate Full-Height Binders Four Non-Locking Casters Overall Size: 14"W x 26"D x 27"H Finish: Black-BLK	9P600BLK	202.00	202.00	1	22	22	1.11	100
	<b>9P610</b> Mobilizers™ Letter-Size File with Lid Sliding Top with Lock Lower Shelf Accommodate Full-Height Binders Four Non-Locking Casters Overall Size: 14"W x 26"D x 27"H Finish: Black-BLK	9P610BLK	256.00	256.00	1	26	26	1.32	100
	<b>9P620</b> Mobilizers™ Letter-Size File with Lid and Drawer Full-Extension Drawers with Lock Four Non-Locking Casters Overall Size: 14 3/4"W x 26"D x 27"H Finish: Black-BLK	9P620BLK	438.00	438.00	1	46	46	2.48	100



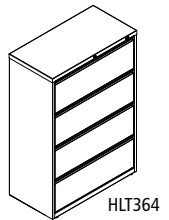
These products are subject to California Proposition 65. Please visit the product detail page on our website for specific information.



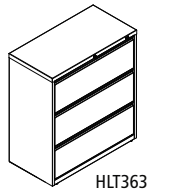
- Full drawer extension on steel ball bearing telescoping slides
- All units feature anti-tipping drawer interlock system that allows only one drawer open at a time
- Full width recessed designer drawer pulls
- Side-to-side rails support letter, legal and/or A4 filing
- Top drawer of 5 Drawer Lateral is a roll out shelf
- Extendable posting shelf between third and fourth drawer on 5 Drawer Laterals
- All files ship keyed random
- Features adjustable leveling glides
- Counter weight included to meet ANSI/BIFMA stability requirements
- Optional front-to-back filing rails available (4-pk.), Black only
- Optional divider kit available (10 pk.) Black only
- Available in Black, Medium Tone, Desert Sage, and Mist



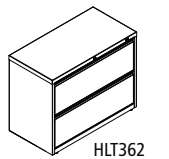
Model No.	Description	Dimensions	Wt.	List Price
<b>5 Drawer Lateral Files</b>				
HLT425	42"W, 5 Drawer Lateral File	42"W x 18 <sup>5</sup> / <sub>8</sub> "D x 67 <sup>5</sup> / <sub>8</sub> "H	230	1,880.00
HLT365	36"W, 5 Drawer Lateral File	36"W x 18 <sup>5</sup> / <sub>8</sub> "D x 67 <sup>5</sup> / <sub>8</sub> "H	202	1,755.00
HLT305	30"W, 5 Drawer Lateral File	30"W x 18 <sup>5</sup> / <sub>8</sub> "D x 67 <sup>5</sup> / <sub>8</sub> "H	179	1,648.00



<b>4 Drawer Lateral Files</b>				
HLT424	42"W, 4 Drawer Lateral File	42"W x 18 <sup>5</sup> / <sub>8</sub> "D x 52 <sup>1</sup> / <sub>2</sub> "H	195	1,574.00
HLT364	36"W, 4 Drawer Lateral File	36"W x 18 <sup>5</sup> / <sub>8</sub> "D x 52 <sup>1</sup> / <sub>2</sub> "H	174	1,394.00
HLT304	30"W, 4 Drawer Lateral File	30"W x 18 <sup>5</sup> / <sub>8</sub> "D x 52 <sup>1</sup> / <sub>2</sub> "H	148	1,210.00



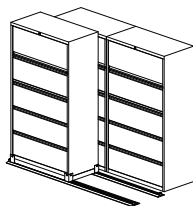
<b>3 Drawer Lateral Files</b>				
HLT423	42"W, 3 Drawer Lateral File	42"W x 18 <sup>5</sup> / <sub>8</sub> "D x 40 <sup>1</sup> / <sub>4</sub> "H	173	1,206.00
HLT363	36"W, 3 Drawer Lateral File	36"W x 18 <sup>5</sup> / <sub>8</sub> "D x 40 <sup>1</sup> / <sub>4</sub> "H	153	1,120.00
HLT303	30"W, 3 Drawer Lateral File	30"W x 18 <sup>5</sup> / <sub>8</sub> "D x 40 <sup>1</sup> / <sub>4</sub> "H	133	1,045.00



<b>2 Drawer Lateral Files</b>				
HLT422	42"W, 2 Drawer Lateral File	42"W x 18 <sup>5</sup> / <sub>8</sub> "D x 28"H	144	1,083.00
HLT362	36"W, 2 Drawer Lateral File	36"W x 18 <sup>5</sup> / <sub>8</sub> "D x 28"H	123	927.00
HLT302	30"W, 2 Drawer Lateral File	30"W x 18 <sup>5</sup> / <sub>8</sub> "D x 28"H	101	772.00

Optional Accessories				
HLTFBR4	Front-to-Back Filing rails (4 pk.)	2 <sup>3</sup> / <sub>4</sub> "W x 19 <sup>1</sup> / <sub>2</sub> "D x 2 <sup>3</sup> / <sub>4</sub> "H	2.5	55.00
HLTDV10	Divider kit (10 pk.)	5 <sup>1</sup> / <sub>2</sub> "W x 13 <sup>1</sup> / <sub>2</sub> "D x 1"H	8.5	93.00
HMKEY	Master Key	-	-	12.00

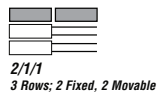
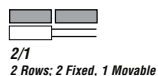
Lateral Files on Kwik-Track



- To increase filing density, lateral files can also mount to Kwik-Track. In either configuration, the rear row of cabinets are stationary with cabinets in front mounted on a sliding carriage on a track mounted to the floor.
- Track and carriage adds 2<sup>3</sup>/<sub>4</sub>" to height of overall system

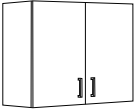





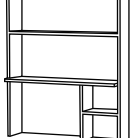
Model No.	Description	Dimensions	Wt.	List Price
<b>36"W 5 Drawer Lateral Files on Kwik-Track</b>				
LATH36521	2/1 Lateral 36"L/5 Drawer System	78"W x 40"D	651	6,915.00
LATH365211	2/1/1 Lateral 36"L/5 Drawer System	78"W x 61 <sup>1</sup> / <sub>2</sub> "D	888	10,176.00
LATH36532	3/2 Lateral 36"L/5 Drawer System	116"W x 40"D	1,087	11,288.00
LATH365322	3/2/2 Lateral 36"L/5 Drawer System	116"W x 61 <sup>1</sup> / <sub>2</sub> "D	1,568	17,938.00
LATH36543	4/3 Lateral 36"L/5 Drawer System	156"W x 40"D	1,521	16,373.00
LATH365433	4/3/3 Lateral 36"L/5 Drawer System	156"W x 61 <sup>1</sup> / <sub>2</sub> "D	2,234	25,442.00

<b>42"W 5 Drawer Lateral Files on Kwik-Track</b>				
LATH42521	2/1 Lateral 42"L/5 Drawer System	90"W x 40"D	740	7,442.00
LATH425211	2/1/1 Lateral 42"L/5 Drawer System	90"W x 61 <sup>1</sup> / <sub>2</sub> "D	1,020	10,970.00
LATH42532	3/2 Lateral 42"L/5 Drawer System	137"W x 40"D	1,238	12,492.00
LATH425322	3/2/2 Lateral 42"L/5 Drawer System	137"W x 61 <sup>1</sup> / <sub>2</sub> "D	1,768	19,112.00
LATH42543	4/3 Lateral 42"L/5 Drawer System	180"W x 40"D	1,728	17,601.00
LATH425433	4/3/3 Lateral 42"L/5 Drawer System	180"W x 61 <sup>1</sup> / <sub>2</sub> "D	2,536	27,375.00


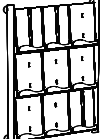
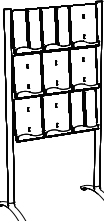


Office Suites  
Seating  
Tables  
Desks  
Meeting Essentials  
Personal Organization  
Ergonomics  
High Density Storage  
Storage & Filing  
Facilities  
Technology Furniture  
Art & Engineering




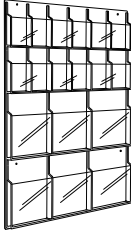
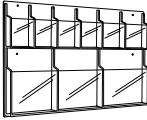
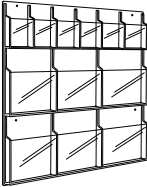
# Hospitality Cabinets

Model #	Description	Model #	List Price Ea.	List Carton Price	Quantity Per Carton	Actual Weight	S-Parcel Billable Weight	Carton Cube	Freight Class
 <b>1700</b>	Hospitality Wall Cabinet Overall: 36"W x 15"D x 30"H <b>Finish:</b> Asian Night/Black-AN Mahogany/Rustic Slate-MH, Vanilla Stix/Gray-VS	1700AN 1700MH 1700VS	608.00	608.00	1	86	LTL	3.91	65
 <b>1701</b>	Hospitality 2 Door/1 Drawer Base Cabinet Countertop: 36"H, Overall: 36"W x 25"D x 39"H <b>Finish:</b> Asian Night/Black-AN, Mahogany/Rustic Slate-MH, Vanilla Stix/Gray-VS	1701AN 1701MH 1701VS	1,164.00	1,164.00	1	152	LTL	5.97	65
 <b>1702</b>	Hospitality 2 Door Base Cabinet Countertop: 36"H, Overall: 36"W x 25"D x 39"H <b>Finish:</b> Asian Night/Black-AN Mahogany/Rustic Slate-MH, Vanilla Stix/Gray-VS	1702AN 1702MH 1702VS	1,127.00	1,127.00	1	154	LTL	5.97	65
 <b>1703</b>	Hospitality 3 Drawer Base Cabinet Countertop: 36"H, Overall: 36"W x 25"D x 39"H <b>Finish:</b> Asian Night/Black-AN Mahogany/Rustic Slate-MH, Vanilla Stix/Gray-VS	1703AN 1703MH 1703VS	1,348.00	1,348.00	1	182	LTL	5.97	65
 <b>1704</b>	Hospitality Waste Management Base Cabinet Countertop: 36"H, Overall: 36"W x 25"D x 39"H <b>Finish:</b> Asian Night/Black-AN Mahogany/Rustic Slate-MH, Vanilla Stix/Gray-VS	1704AN 1704MH 1704VS	1,058.00	1,058.00	1	121	LTL	4.7	65
<b>9669</b>	Rectangular Rigid Plastic Liner 36 Gallon Capacity	9669	153.00	153.00	1	11	49	4.53	250
 <b>1705</b>	Hospitality Appliance Base Cabinet Countertop: 36"H, Overall: 36"W x 25"D x 39"H <b>Finish:</b> Asian Night/Black-AN Mahogany/Rustic Slate-MH, Vanilla Stix/Gray-VS	1705AN 1705MH 1705VS	1,179.00	1,179.00	1	138	LTL	5.06	65
 <b>1706</b>	Hospitality Appliance Hutch Cabinet Overall: 36"W x 18"D x 48"H <b>Finish:</b> Asian Night/Black-AN Mahogany/Rustic Slate-MH, Vanilla Stix/Gray-VS	1706AN 1706MH 1706VS	582.00	582.00	1	90	LTL	4.54	65

# Luxe™ Literature Displays

Luxe™ Literature Displays									
Model #	Description	Model #	List Price Ea.	List Carton Price	Quantity Per Carton	Actual Weight	S-Parcel Billable Weight	Carton Cube	Freight Class
 <b>4133SL</b>	Luxe™ 3 Pocket Display 3 Magazine or 6 Pamphlet 31¾"W x 5"D x 15¼"H <b>Finish:</b> Silver-SL	4133SL	121.00	121.00	1	6	10	0.94	125
 <b>4134SL</b>	Luxe™ 9 Pocket Display 9 Magazine or 18 Pamphlet 31¾"W x 5"D x 41"H <b>Finish:</b> Silver-SL	4134SL	298.00	298.00	1	15	24	2.0	125
 <b>4135SL</b>	Luxe™ Floor Rack - 9 Pocket 9 Magazine or 18 Pamphlet 31¾"W x 20"D x 62¼"H <b>Finish:</b> Silver-SL	4135SL	390.00	390.00	1	21	31	2.81	125

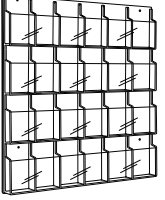
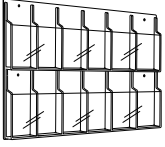
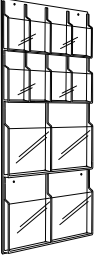

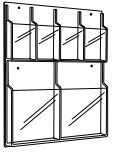
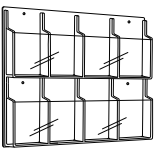
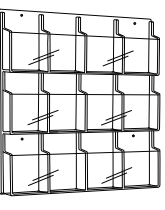
# Reveal™ Literature Displays

Model #	Description	Model #	List Price Ea.	List Carton Price	Quantity Per Carton	Actual Weight	S-Parcel Billable Weight	Carton Cube	Freight Class
<b>Reveal™ Literature Displays</b>									
	<b>5602CL</b> Reveal™ Display - 12 Magazine 30"W x 2"D x 49"H Finish: Clear-CL	5602CL	423.00	423.00	1	13	42	3.96	250
	<b>5603CL</b> Reveal™ Display - 9 Magazine 30"W x 2"D x 36¾"H Finish: Clear-CL	5603CL	377.00	377.00	1	12	32	3.06	250
	<b>5607CL</b> Reveal™ Display - 6 Magazine 30"W x 2"D x 24½"H Finish: Clear-CL	5607CL	282.00	282.00	1	7	23	2.01	250
	<b>5600CL</b> Reveal™ Display - 6 Magazine/12 Pamphlet 30"W x 2"D x 45"H Finish: Clear-CL	5600CL	413.00	413.00	1	12	39	3.7	250
	<b>5605CL</b> Reveal™ Display - 3 Magazine/6 Pamphlet 30"W x 2"D x 22½"H Finish: Clear-CL	5605CL	277.00	277.00	1	6	21	1.84	250
	<b>5606CL</b> Reveal™ Display - 6 Pamphlet/6 Magazine 30"W x 2"D x 34¾"H Finish: Clear-CL	5606CL	364.00	364.00	1	9	31	2.7	250

Office Suites  
Seating  
Tables  
Desks  
Meeting Essentials  
Personal Organization  
Ergonomics  
High Density Storage  
Storage & Filing  
Facilities  
Technology Furniture  
Art & Engineering

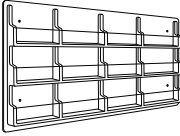
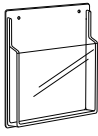
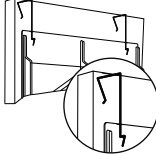
# Reveal™ Literature Displays

Office Suites  
Seating  
Tables  
Desks  
Meeting Essentials  
Personal Organization  
Ergonomics  
High Density Storage  
Storage & Filing  
Facilities  
Technology Furniture  
Art & Engineering

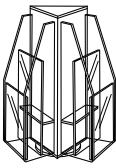
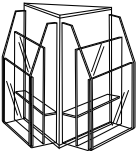
Model #	Description	Model #	List Price Ea.	List Carton Price	Quantity Per Carton	Actual Weight	S-Parcel Billable Weight	Carton Cube	Freight Class
<b>Reveal™ Literature Displays</b>									
	<b>5601CL</b> Reveal™ Display - 24 Pamphlet 30"W x 2"D x 41"H Finish: Clear-CL	5601CL	407.00	407.00	1	10	35	3.52	250
	<b>5604CL</b> Reveal™ Display - 12 Pamphlet 30"W x 2"D x 20 1/4"H Finish: Clear-CL	5604CL	255.00	255.00	1	5	20	1.83	250
	<b>5609CL</b> Reveal™ Display - 4 Magazine/8 Pamphlet 21"W x 2"D x 45"H Finish: Clear-CL	5609CL	351.00	351.00	1	8	28	2.33	250
	<b>5611CL</b> Reveal™ Display - 8 Magazine/8 Pamphlet 40"W x 2"D x 34 3/4"H Finish: Clear-CL	5611CL	445.00	445.00	1	12	41	3.63	250
	<b>5612CL</b> Reveal™ Display - 2 Magazine/4 Pamphlet 21"W x 2"D x 22 1/2"H Finish: Clear-CL	5612CL	245.00	245.00	1	5	16	1.43	250
	<b>5608CL</b> Reveal™ Display - 8 Pamphlet 20 1/2"W x 2"D x 20 1/2"H Finish: Clear-CL	5608CL	236.00	236.00	1	4	14	1.31	250
	<b>5610CL</b> Reveal™ Display - 12 Booklet 30"W x 2"D x 30"H Finish: Clear-CL	5610CL	324.00	324.00	1	9	27	2.31	250

**PROP 65** These products are subject to California Proposition 65. Please visit the product detail page on our website for specific information.

# Reveal™ Literature Displays


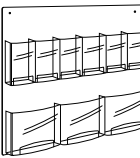
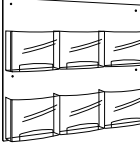

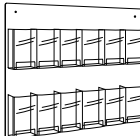
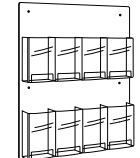
Model #	Description	Model #	List Price Ea.	List Carton Price	Quantity Per Carton	Actual Weight	S-Parcel Billable Weight	Carton Cube	Freight Class
<b>Reveal™ Literature Displays</b>									
	<b>5618CL</b> Reveal™ 12 Business Card Display 20"W x 1"D x 12"H <b>Finish:</b> Clear-CL	5618CL	125.00	125.00	1	3	3	0.28	925
	<b>5621CL</b> Reveal™ Display - 1 Magazine 8 1/2"W x 2"D x 12 1/4"H <b>Finish:</b> Clear-CL	5621CL	78.00	78.00	1	2	3	0.21	100
	<b>5661NC</b> Wire Hanger (2/Pack) 1/4"W x 2 3/4"D x 7 1/4"H	5661NC	7.00	7.00	1	1	1	0.01	70

## Reveal™ Tabletop Displays


<b>Reveal™ Tabletop Displays</b>									
	<b>5697CL</b> Reveal™ Tabletop Display, Triangle - 6 Pamphlet 9 1/2"W x 9 1/2"D x 12 1/2"H <b>Finish:</b> Clear-CL	5697CL	101.00	101.00	1	5	14	1.26	250
	<b>5698CL</b> Reveal™ Tabletop Display, Triangle - 6 Magazine 15"W x 15"D x 14"H <b>Finish:</b> Clear-CL	5698CL	173.00	173.00	1	11	30	2.72	150

# Clear2c™ Literature Displays

Office Suites  
Seating  
Tables  
Desks  
Meeting Essentials  
Personal Organization  
Ergonomics  
High Density Storage  
Storage & Filing  
Facilities  
Technology Furniture  
Art & Engineering

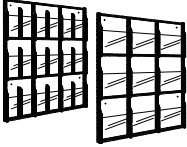
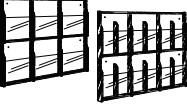
Model #	Description	Model #	List Price Ea.*	List Carton Price	Quantity Per Carton	Actual Weight	S-Parcel Billable Weight	Carton Cube	Freight Class
<b>Clear2c™ Literature Displays</b>									
 5665CL	Clear2c™ Display - 9 Magazine 29"W x 3"D x 36"H Finish: Clear-CL	5665CL	277.00	277.00	1	15	30	2.59	150
 5666CL	Clear2c™ Display - 3 Magazine/6 Pamphlet 28"W x 3"D x 23½"H Finish: Clear-CL	5666CL	210.00	210.00	1	10	21	1.91	150
 5667CL	Clear2c™ Display - 6 Magazine 28¾"W x 3"D x 23½"H Finish: Clear-CL	5667CL	189.00	189.00	1	9	21	1.94	150
 5668CL	Clear2c™ Display - 6 Magazine/6 Pamphlet 29"W x 3"D x 36"H Finish: Clear-CL	5668CL	282.00	282.00	1	14	30	2.59	150
 5671CL	Clear2c™ Display - 12 Pamphlet 28¾"W x 3"D x 23½"H Finish: Clear-CL	5671CL	201.00	201.00	1	9	21	1.93	150
 5673CL	Clear2c™ Display - 8 Pamphlet 19¾"W x 3"D x 23½"H Finish: Clear-CL	5673CL	174.00	174.00	1	7	15	1.33	150

# Acrylic Magazine & Pamphlet Stands


<b>Acrylic Magazine &amp; Pamphlet Stands</b>									
 5635CL	Acrylic Magazine Display - 3 Pocket 9"W x 10"D x 15"H Finish: Clear-CL	5635CL	81.00	81.00	1	5	14	1.31	250
 5637CL	Acrylic Pamphlet Display - Single Pocket 4½"W x 3½"D x 8¾"H Finish: Clear-CL * Only available to order by Carton.	5637CL	25.00	150.00	6	6	10	0.93	250
 5638CL	Acrylic Pamphlet Display - 3 Pocket 4½"W x 10"D x 15"H Finish: Clear-CL	5638CL	51.00	51.00	1	3	6	0.57	250

**PROP 65** These products are subject to California Proposition 65. Please visit the product detail page on our website for specific information.

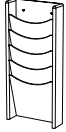
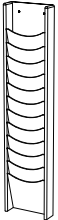
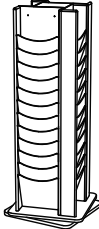
# Expose™ Literature Displays

Model #	Description	Model #	List Price Ea.	List Carton Price	Quantity Per Carton	Actual Weight	S-Parcel Billable Weight	Carton Cube	Freight Class
<b>Expose™ Wood Literature Displays</b>									
	<b>5702</b> Expose™ Wood Display - 9 Magazine/18 Pamphlet 29¾"W x 2½"D x 38½"H Finish: Mahogany-MH, Medium Oak-MO	5702MH 5702MO	388.00	388.00	1	19	30	2.89	125
	<b>5703</b> Expose™ Wood Display - 6 Magazine/12 Pamphlet 29¾"W x 2½"D x 26¾"H Finish: Mahogany-MH, Medium Oak-MO	5703MH 5703MO	287.00	287.00	1	12	21	1.97	125

## In-View™ Literature Display








	<b>In-View™ Literature Display</b> <b>4113BL</b> In-View™ Steel Acrylic Rotary Literature Display 12 Compartments 16" Dia. x 65"H Finish: Black-BL	4113BL	478.00	478.00	1	36	36	3.58	110
---	--	--------	--------	--------	---	----	----	------	-----

## Wood Literature Display

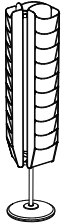

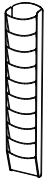





<b>Wood Literature Displays</b>									
	<b>4330</b> Wood Magazine Rack - 5 Pocket 11¼"W x 3¾"D x 23¾"H Finish: Cherry-CY, Mahogany-MH, Medium Oak-MO	4330CY 4330MH 4330MO	143.00	143.00	1	8	11	0.94	100
	<b>4331</b> Wood Magazine Rack - 12 Pocket 11¼"W x 3¾"D x 48¾"H Finish: Cherry-CY, Mahogany-MH, Medium Oak-MO	4331CY 4331MH 4331MO	229.00	229.00	1	17	20	1.81	100
	<b>4335</b> Wood Rotary Magazine Display Rack - 48 Pocket 17¾"W x 17¾"D x 49¾"H Finish: Mahogany-MH, Medium Oak-MO	4335MH 4335MO	979.00	979.00	1	93	LTL	12.67	125



# Literature Displays

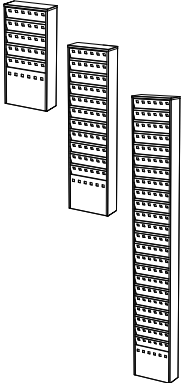
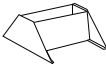
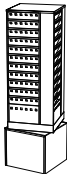

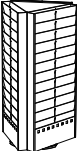
Model #	Description	Model #	List Price Ea.	List Carton Price	Quantity Per Carton	Actual Weight	S-Parcel Billable Weight	Carton Cube	Freight Class
<b>Steel Literature Displays</b>									
	<b>4128CH</b> Rotary Brochure Rack 32 Compartments 15"W x 15"D x 60"H Finish: Charcoal-CH	4128CH	297.00	297.00	1	20	42	3.89	150
	<b>4139CH</b> Rotary Literature Rack 16 Compartments 15"W x 15"D x 60"H Finish: Charcoal-CH	4139CH	297.00	297.00	1	17	36	3.39	150
	<b>4129CH</b> Mobile Literature Rack 32½"W x 15¼"D x 63½"H Finish: Charcoal-CH	4129CH	315.00	315.00	1	33	34	1.99	70
	<b>4132GR</b> Ready-Set-Go! Double-Sided - 6 Pocket 10"W x 13¼"D x 56"H Ready-to-Use Literature Display Folds down to 7½" Heavy-duty carrying case included Finish: Gray-GR	4132GR	261.00	261.00	1	18	19	0.85	70
<b>Onyx™ Mesh Display Racks</b>									
	<b>5580BL</b> Onyx™ Rotating Magazine Stand - 16 Pocket 18¼"W x 18¼"D x 58¼"H Finish: Black-BL	5580BL	355.00	355.00	1	48.4	106	9.64	85
	<b>5591BL</b> Onyx™ Wall Mount Single Magazine Display - 1 Pocket 10"W x 3½"D x 11¼"H Finish: Black-BL	5591BL	46.00	46.00	1	2	5	0.38	85
	<b>5592BL</b> Onyx™ Wall Mounted Magazine Display - 4 Pocket 10"W x 3½"D x 46¼"H Finish: Black-BL	5592BL	110.00	110.00	1	6.8	18	1.64	85

Office Suites  
Seating  
Tables  
Desks  
Meeting Essentials  
Personal Organization  
Ergonomics  
High Density Storage  
Storage & Filing  
Facilities  
Technology Furniture  
Art & Engineering




Model #	Description	Model #	List Price Ea.*	List Carton Price	Quantity Per Carton	Actual Weight	S-Parcel Billable Weight	Carton Cube	Freight Class
<b>Onyx™ Mesh Magazine Racks</b>									
	<b>5577BL</b> Onyx™ Rotating Mesh Magazine Display - 30 Pocket 16½" Dia. x 66" H <b>Finish:</b> Black-BL	5577BL	386.00	386.00	1	44	70	6.59	85
	<b>5578BL</b> Onyx™ Mesh Wall Mount Magazine Rack - 5 Pocket 10¼" W x 3½" D x 28¼" H <b>Finish:</b> Black-BL	5578BL	88.00	88.00	1	6	12	1.06	150
	<b>5579BL</b> Onyx™ Mesh Wall Mount Magazine Rack - 10 Pocket 10¼" W x 3½" D x 50¼" H <b>Finish:</b> Black-BL	5579BL	133.00	133.00	1	10	21	1.86	150
<b>Onyx™ Mesh Counter Displays</b>									
	<b>5640BL</b> Onyx™ Mesh Magazine Rack - 4 Pocket 9¼" W x 6½" D x 18" H <b>Finish:</b> Black-BL	5640BL	78.00	78.00	1	5	14	1.21	250
	<b>5641BL</b> Onyx™ Mesh Pamphlet Display - 4 Pocket 5¼" W x 7" D x 16½" H <b>Finish:</b> Black-BL	5641BL	52.00	52.00	1	4	6	0.54	250
	<b>5642BL</b> Onyx™ Mesh Business Card Holder - 8 Pocket 8¼" W x 3" D x 8¼" H <b>Finish:</b> Black-BL <b>* Only available to order by Carton.</b>	5642BL	39.00	234.00	6	15	21	2.01	250
<b>Onyx™ Mesh Floor Racks</b>									
	<b>6460BL</b> Onyx™ Mesh Floor Rack - 3 Pocket Pocket Size: 12¼" W x 2¼" D x 8½" H Overall: 12½" W x 13" D x 26¼" H <b>Finish:</b> Black-BL	6460BL	69.00	69.00	1	7	14	1.14	250
	<b>6461BL</b> Onyx™ Mesh Floor Rack - 5 Pocket Pocket Size: 12¼" W x 2¼" D x 8½" H Overall: 12½" W x 18¼" D x 46" H <b>Finish:</b> Black-BL	6461BL	90.00	90.00	1	13	22	1.84	250

Office Suites  
Seating  
Tables  
Desks  
Meeting Essentials  
Personal Organization  
Ergonomics  
High Density Storage  
Storage & Filing  
Facilities  
Technology Furniture  
Art & Engineering

# Literature Displays - Steel



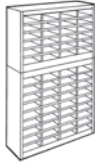
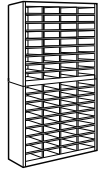

Model #	Description	Model #	List Price Ea.	List Carton Price	Quantity Per Carton	Actual Weight	S-Parcel Billable Weight	Carton Cube	Freight Class	
<b>Steel Magazine &amp; Brochure Racks</b>										
	<b>4310</b>	Steel Magazine Rack - 5 Pocket 10"W x 4"D x 20½"H Finish: Black-BL, Gray-GR	4310BL 4310GR	96.00	96.00	1	9	10	0.87	250
	<b>4321</b>	Steel Magazine Rack - 11 Pocket 10"W x 4"D x 36½"H Finish: Black-BL, Gray-GR	4321BL 4321GR	146.00	146.00	1	13	14	1.33	250
	<b>4322</b>	Steel Magazine Rack - 23 Pocket 10"W x 4"D x 65½"H Finish: Black-BL, Gray-GR	4322BL 4322GR	212.00	212.00	1	24	28	2.45	250
	<b>4323</b>	Base for Steel Magazine Racks 10"W x 14"D x 5½"H Finish: Black-BL, Gray-GR	4323BL 4323GR	40.00	40.00	1	4	6	0.56	250
	<b>4324</b>	Steel Rotary Magazine Rack - 44 Pocket 14"W x 14"D x 48"H Finish: Black-BL, Gray-GR	4324BL 4324GR	671.00	671.00	1	82	LTL	8.28	250
	<b>4325</b>	Steel Rotary Magazine Rack - 92 Pocket 14"W x 14"D x 68"H Finish: Black-BL, Gray-GR	4325BL 4325GR	844.00	844.00	1	104	LTL	12.09	250
	<b>4326GR</b>	Steel Rotary Brochure Rack 66, 6¾"W Pockets or 33, 12¾"W Pockets 17¾"W x 15"D x 30¼"H Finish: Gray-GR	4326GR	488.00	488.00	1	47	47	3.51	250

## Grid Magazine Racks



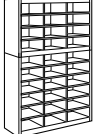
<b>Grid Magazine Wall Racks</b>										
	<b>4660BL</b>	Grid Magazine Wall Rack - 3 Pocket 9½"W x 5½"D x 13½"H Finish: Black-BL	4660BL	51.00	51.00	1	4	7	0.57	250
	<b>4661BL</b>	Grid Magazine Wall Rack - 5 Pocket 9½"W x 5½"D x 21½"H Finish: Black-BL	4661BL	75.00	75.00	1	5.4	9	0.75	250
	<b>4662BL</b>	Grid Magazine Wall Rack - 7 Pocket 9½"W x 5½"D x 29½"H Finish: Black-BL	4662BL	104.00	104.00	1	8	13	1.15	250

Office Suites  
Seating  
Tables  
Desks  
Meeting Essentials  
Personal Organization  
Ergonomics  
High Density Storage  
Storage & Filing  
Facilities  
Technology Furniture  
Art & Engineering




## E-Z Stor® Steel Literature Organizers

Model #	Description	Model #	List Price Ea.	List Carton Price	Quantity Per Carton	Actual Weight	S-Parcel Billable Weight	Carton Cube	Freight Class
<b>E-Z Stor® Steel Literature Organizers</b>									
	<b>9211</b> E-Z Stor® Steel Literature Organizer - 24 Compartment 37½"W x 12¾"D x 25½"H Finish: Black-BLR, Gray-GRR, Tropic Sand-TSR	9211BLR 9211GRR 9211TSR	472.00	472.00	1	58	59	2.56	70
	<b>Can be wall mounted using 9200BL</b>								
	<b>9221</b> E-Z Stor® Steel Literature Organizer - 36 Compartment 37½"W x 12¾"D x 36½"H Finish: Black-BLR, Gray-GRR, Tropic Sand-TSR	9221BLR 9221GRR 9221TSR	580.00	580.00	1	80	80	2.56	70
	<b>Can be wall mounted using 9200BL</b>								
	<b>9231</b> E-Z Stor® Steel Literature Organizer - 60 Compartment 37½"W x 12¾"D x 60"H Finish: Black-BLR, Gray-GRR, Tropic Sand-TSR	9231BLR 9231GRR 9231TSR	909.00	909.00	1	139	LTL	6.81	70
	<b>9241</b> E-Z Stor® Steel Literature Organizer - 72 Compartment 37½"W x 12¾"D x 71"H Finish: Black-BLR, Gray-GRR, Tropic Sand-TSR	9241BLR 9241GRR 9241TSR	1,019.00	1,019.00	1	158	LTL	6.78	70
	<b>9200BL</b> E-Z Stor® Wall Mounting Brackets 34"W x 4"H Finish: Black-BL	9200BL	81.00	81.00	1	4.8	5	0.11	60

## E-Z Stor® Steel Project Organizers


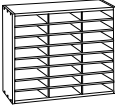

<b>E-Z Stor® Steel Project Organizers</b>									
	<b>9254GR</b> E-Z Stor® Steel Project Organizer - 12 Compartment 37½"W x 15¼"D x 25½"H Finish: Gray-GR	9254GR	588.00	588.00	1	55	56	3.64	70
	<b>Can be wall mounted - use 9200BL</b>								
	<b>9264GR</b> E-Z Stor® Steel Project Organizer - 18 Compartment 37½"W x 15¼"D x 36½"H Finish: Gray-GR	9264GR	655.00	655.00	1	73	74	3.57	70
	<b>Can be wall mounted - use 9200BL</b>								
	<b>9274GR</b> E-Z Stor® Project Organizer - 30 Compartment 37½"W x 15¼"D x 60"H Finish: Gray-GR	9274GR	999.00	999.00	1	129	LTL	9.21	70

## Value Sorter® Steel Literature Organizers




<b>Value Sorter® Steel Literature Organizers</b>									
	<b>7111</b> Value Sorter® Literature Organizer - 24 Compartment 32¾"W x 13¾"D x 25½"H Finish: Black-BL, Gray-GR, Medium Oak-MO	7111BL 7111GR 7111MO	240.00	240.00	1	27	27	2.64	70
	<b>7121</b> Value Sorter® Literature Organizer - 36 Compartment 32¾"W x 13¾"D x 38"H Finish: Black-BL, Gray-GR, Medium Oak-MO	7121BL 7121GR 7121MO	279.00	279.00	1	37	38	3.19	70
	<b>7131</b> Value Sorter® Literature Organizer - 72 Compartment 32¾"W x 13¾"D x 75"H Finish: Black-BL, Gray-GR, Medium Oak-MO	7131BL 7131GR 7131MO	479.00	479.00	1	67	68	5.03	70

Office Suites  
Seating  
Tables  
Desks  
Meeting Essentials  
Personal Organization  
Ergonomics  
High Density Storage  
Storage & Filing  
Facilities  
Technology Furniture  
Art & Engineering


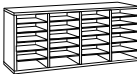

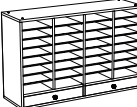
## Wood/Corrugated Literature Organizers

	Model #	Description	Model #	List Price Ea.	List Carton Price	Quantity Per Carton	Actual Weight	S-Parcel Billable Weight	Carton Cube	Freight Class
<b>Wood/Corrugated Literature Organizers</b>										
	9401MO	Wood/Corrugated - 12 Compartment 29"W x 12"D x 12"H <b>Finish:</b> Medium Oak-MO	9401MO	116.00	116.00	1	18	18	0.94	85
	9402MO	Wood/Corrugated - 24 Compartment 29"W x 12"D x 23½"H <b>Finish:</b> Medium Oak-MO	9402MO	140.00	140.00	1	30	30	1.43	70
	9403MO	Wood/Corrugated - 36 Compartment 29"W x 12"D x 34½"H <b>Finish:</b> Medium Oak-MO	9403MO	179.00	179.00	1	33	33	1.87	70


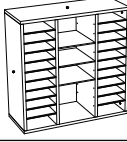
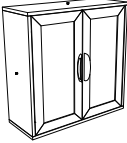



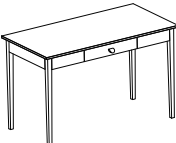
## E-Z Stor® Wood Literature Organizers

	9311	E-Z Stor® Wood Literature Organizer - 24 Compartment 40"W x 11½"D x 23"H <b>Finish:</b> Cherry-CY, Mahogany-MH	9311CY 9311MH	447.00	447.00	1	67	67	2.48	70
	9321	E-Z Stor® Wood Literature Organizer - 36 Compartment 40"W x 11½"D x 32½"H <b>Finish:</b> Cherry-CY, Mahogany-MH	9321CY 9321MH	540.00	540.00	1	90	90	3.14	70
	9331	E-Z Stor® Literature Organizer - 60 Compartment 40"W x 11½"D x 52½"H <b>Finish:</b> Cherry-CY, Mahogany-MH	9331CY 9331MH	895.00	895.00	1	132	132	4.58	70

## Wood Adjustable Literature Organizers

	9422	Wood Adjustable Literature Organizer - 16 Compartment 19¾"W x 11¾"D x 21"H <b>Finish:</b> Gray-GR, Medium Oak-MO	9422GR 9422MO	144.00	144.00	1	24	24	0.65	85
	9423	Wood Adjustable Literature Organizer - 24 Compartment 39¾"W x 11¾"D x 16¾"H <b>Finish:</b> Gray-GR, Medium Oak-MO	9423GR 9423MO	182.00	182.00	1	41	41	1.24	85
	9424	Wood Adjustable Literature Organizer - 36 Compartment 39¾"W x 11¾"D x 24"H <b>Finish:</b> Gray-GR, Medium Oak-MO	9424GR 9424MO	222.00	222.00	1	52	52	1.62	85
	9494	Wood Adjustable Literature Organizer 32 Compartment/2 Drawer 39¾"W x 11¾"D x 25¾"H <b>Finish:</b> Gray-GR, Medium Oak-MO	9494GR 9494MO	256.00	256.00	1	70	70	1.96	85

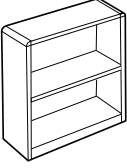
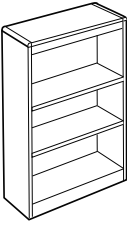
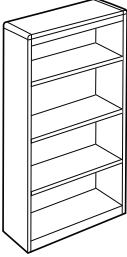
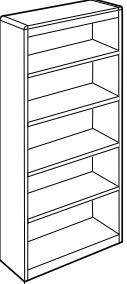
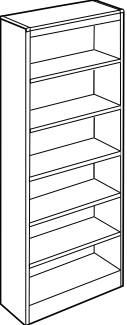
# Apres™ Modular Storage Organizers

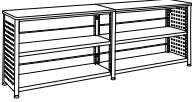
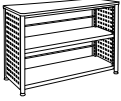

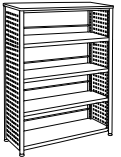

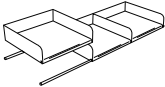
	Model #	Description	Model #	List Price Ea.	List Carton Price	Quantity Per Carton	Actual Weight	S-Parcel Billable Weight	Carton Cube	Freight Class
<b>Apres™ Modular Storage Organizers</b>										
	<b>9440</b>	Apres™ Open Bookcase 2 Adjustable Shelves 29½" W x 11½" D x 29½" H <b>Finish:</b> Cherry-CY, Mahogany-MH	9440CY 9440MH	244.00	244.00	1	49	49	1.35	85
	<b>9441</b>	Apres™ Literature Organizer 29½" W x 11½" D x 29½" H <b>Finish:</b> Cherry-CY, Mahogany-MH	9441CY 9441MH	308.00	308.00	1	59	59	1.89	70
	<b>9442</b>	Apres™ Double Door Cabinet 2 Adjustable Shelves 29½" W x 11½" D x 29½" H <b>Finish:</b> Cherry-CY, Mahogany-MH	9442CY 9442MH	375.00	375.00	1	56	56	2.51	70
	<b>9443</b>	Apres™ Tall Double Door Cabinet 5 Adjustable Shelves 29½" W x 11½" D x 59½" H <b>Finish:</b> Cherry-CY, Mahogany-MH	9443CY 9443MH	536.00	536.00	1	91	91	4.42	70
	<b>9444</b>	Apres™ Single Door/Open Shelf 5 Adjustable Shelves 29½" W x 11½" D x 29½" H <b>Finish:</b> Cherry-CY, Mahogany-MH	9444CY 9444MH	345.00	345.00	1	55	55	2.49	70
	<b>9445</b>	Apres™ Storage Shelf with Lower File Drawer 29½" W x 11½" D x 29½" H <b>Finish:</b> Cherry-CY, Mahogany-MH	9445CY 9445MH	375.00	375.00	1	63	63	2.52	70
	<b>9446</b>	Apres™ Table Desk with Storage Drawer 48" W x 24" D x 30" H <b>Finish:</b> Cherry-CY, Mahogany-MH	9446CY 9446MH	333.00	333.00	1	48	48	2.34	70

Office Suites  
Seating  
Tables  
Desks  
Meeting Essentials  
Personal Organization  
Ergonomics  
High Density Storage  
Storage & Filing  
Facilities  
Technology Furniture  
Art & Engineering






# ValueMate® Steel Bookcases

Office Suites  
Seating  
Tables  
Desks  
Meeting Essentials  
Personal Organization  
Ergonomics  
High Density Storage  
Storage & Filing  
Facilities  
Technology Furniture  
Art & Engineering

Model #	Description	Model #	List Price Ea.	List Carton Price	Quantity Per Carton	Actual Weight	S-Parcel Billable Weight	Carton Cube	Freight Class
ValueMate® Steel Bookcases									
	<b>7170</b> ValueMate® Steel Bookcase - 2 Shelf Weight Capacity: 70 lbs./Shelf Overall Size: 31½"W x 13½"D x 28"H Finish: Black-BL, Gray-GR	7170BL 7170GR	173.00	173.00	1	25	31	2.69	85
	<b>7171</b> ValueMate® Steel Bookcase - 3 Shelf Weight Capacity: 70 lbs./Shelf Overall Size: 31½"W x 13½"D x 41"H Finish: Black-BL, Gray-GR	7171BL 7171GR	202.00	202.00	1	31	32	3.14	85
	<b>7172</b> ValueMate® Steel Bookcase - 4 Shelf Weight Capacity: 70 lbs./Shelf Overall Size: 31½"W x 13½"D x 54"H Finishes: Black-BL, Gray-GR	7172BL 7172GR	262.00	262.00	1	41	41	2.78	85
	<b>7173</b> ValueMate® Steel Bookcase - 5 Shelf Weight Capacity: 70 lbs./Shelf Overall Size: 31½"W x 13½"D x 67"H Finishes: Black-BL, Gray-GR	7173BL 7173GR	321.00	321.00	1	50	50	3.65	85
	<b>7174</b> ValueMate® Steel Bookcase - 6 Shelf Weight Capacity: 70 lbs./Shelf Overall Size: 31½"W x 13½"D x 80"H Finish: Black-BL, Gray-GR	7174BL 7174GR	366.00	366.00	1	55	55	3.62	85

	Model #	Description	Model #	List Price Ea.	List Carton Price	Quantity Per Carton	Actual Weight	S-Parcel Billable Weight	Carton Cube	Freight Class	
	<b>Scoot™ Credenza &amp; Bookcases</b>										
	1600BL	Scoot™ Credenza 72"W x 15½"D x 25"H Finish: Black-BL	1600BL	508.00	508.00	1	90	90	4.28	85	
	1601BL	Scoot™ Bookcase - 2 Shelf 36"W x 15½"D x 27"H Finish: Black-BL	1601BL	292.00	292.00	1	54	54	3.24	85	
	1602BL	Scoot™ Bookcase - 3 Shelf 36"W x 15½"D x 36"H Finish: Black-BL	1602BL	372.00	372.00	1	66	67	3.93	85	
	1603BL	Scoot™ Bookcase - 4 Shelf 36"W x 15½"D x 47"H Finish: Black-BL	1603BL	451.00	451.00	1	84	85	5.1	85	
	1604BL	Scoot™ Personal Bookcase 25"W x 15½"D x 27"H Finish: Black-BL	1604BL	259.00	259.00	1	41	41	2.47	85	
	1605BL	Scoot™ 3 Tray Cubby Bins Tray Size: 11"W x 11½"D x 2¼"H Overall Dimensions: 33"W x 11½"D x 3"H Finish: Black-BL	1605BL	88.00	88.00	1	15	15	0.93	85	


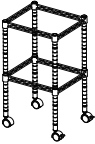


Mobile Book Carts

<b>Mobile Book Carts</b>											
	5333BL	Wire Book Cart 44"W x 18½"D x 40¼"H Finish: Black-BL	5333BL	263.00	263.00	1	38	39	2.18	70	
	5335BL	Scoot™ Book Cart - Double-Sided - 6 Shelf 41¼"W x 17¾"D x 41¼"H Finish: Black-BL	5335BL	472.00	472.00	1	73	74	5.23	85	
	5336BL	Scoot™ Book Cart - Single-Sided - 3 Shelf 33"W x 14¼"D x 44¼"H Finish: Black-BL	5336BL	381.00	381.00	1	60	60	4.68	85	
	5357SA	Steel Book Cart - Double-Sided - 6 Shelf 36"W x 18½"D x 43½"H Finish: Sand-SA	5357SA	618.00	618.00	1	72	LTL	17.23	250	
	5358SA	Steel Book Cart - Single-Sided - 3 Shelf 36"W x 14¼"D x 43½"H Finish: Sand-SA	5358SA	514.00	514.00	1	52	LTL	13.93	250	



Office Suites  
Seating  
Tables  
Desks  
Meeting Essentials  
Personal Organization  
Ergonomics  
High Density Storage  
Storage & Filing  
Facilities  
Technology Furniture  
Art & Engineering




## Wire Mobile File Carts

Model #	Description	Model #	List Price Ea.	List Carton Price	Quantity Per Carton	Actual Weight	S-Parcel Billable Weight	Carton Cube	Freight Class
	<b>Wire Mobile File Carts</b> <b>5201</b> Wire Mobile Cart 14"W x 24"D x 20½"H Finish: Black-BL, Gray-GR	5201BL 5201GR	116.00	116.00	1	13	13	0.77	70
	<b>5221BL</b> Wire Mobile Two Tier Compact File Cart 15½"W x 14"D x 27½"H Finish: Black-BL	5221BL	116.00	116.00	1	9	10	0.78	70
	<b>5277BL</b> Compact Mobile File Cart 15½"W x 14"D x 19¾"H Finish: Black-BL	5277BL	108.00	108.00	1	8	9	0.49	70
	<b>5278BL</b> Two Tier Rolling File Cart 25¾"W x 14"D x 29¾"H Finish: Black-BL	5278BL	190.00	190.00	1	20	20	1.49	70


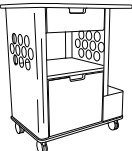
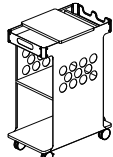
## Wire Utility Carts

	<b>5337BL</b> Wire Utility Cart - 2 Shelf Weight Capacity: 200 lbs./Shelf 43¾"W x 19¾"D x 40¾"H Finish: Black-BL	5337BL	198.00	198.00	1	29	29	81.46	70
	<b>5338BL</b> Wire Utility Cart - 3 Shelf Weight Capacity: 200 lbs./Shelf 43¾"W x 19¾"D x 40¾"H Finish: Black-BL	5338BL	239.00	239.00	1	37	37	2.25	70







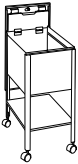







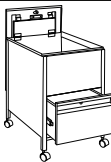

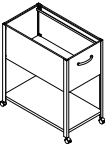

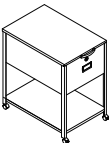

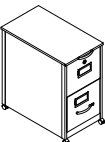

## Scoot™ Steel Utility Cart

	<b>5339BL</b> Scoot™ Steel Utility Cart - 3 Shelf Weight Capacity: 100 lbs./Shelf 31"W x 18"D x 38"H Finish: Black-BL	5339BL	419.00	419.00	1	50	50	3.91	85
---	--	--------	--------	--------	---	----	----	------	----

## Mobile Cart

	<b>Mobile Carts</b> <b>5390</b> Go Cart™ Organizer - 8 Compartment 21½"W x 14½"D x 26¾"H Finish: Black-BL, Gray-GR	5390BL 5390GR	276.00	276.00	1	40	40	2.79	100
	<b>5202WH</b> Rolling Storage Cart Overall Size: 28"W x 20"D x 33½"H Work Surface: 28"W x 20"D Slide-Out Drawers: 15¾"W x 15¾"D x 5"H 15¾"W x 15¾"D x 13¾"H Side Compartment: 5¾"W x 17½"D x 7"H Finish: Silver Frame with White Top-WH	5202WH	615.00	615.00	1	98.20	103	9.88	70
	<b>5209WH</b> Mini Rolling Storage Cart Overall Size: 15"W x 25¼"D x 34½"H Finish: Silver Frame with Natural Top-WH	5209WH	334.00	334.00	1	45	46	2.82	100

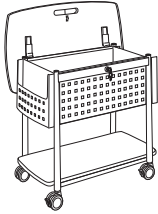


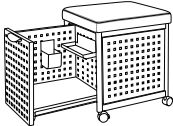
# Mesh Mobile File Carts

	Model #	Description	Model #	List Price Ea.	List Carton Price	Quantity Per Carton	Actual Weight	S-Parcel Billable Weight	Carton Cube	Freight Class	
<b>Mesh Mobile Carts</b>											
	<b>5350BL</b> 	Mesh Tub File with Open Top 13½"W x 24¼"D x 27½"H <b>Finish: Black-BL</b>	5350BL	270.00	270.00	1	21	21	1.13	70	
	<b>5351BL</b> 	Mesh Tub File with Locking Top 13½"W x 24¼"D x 27½"H <b>Finish: Black-BL</b>	5351BL	306.00	306.00	1	25	25	1.13	70	
<b>Steel Tub Files</b>											
	<b>5360BL</b> 	Economy Steel Tub File, Letter 13½"W x 17½"D x 27½"H <b>Finish: Black-BL</b>	5360BL	216.00	216.00	1	24	53	4.8	250	
	<b>5361</b> 	Standard Steel Tub File, Letter with Lock 13½"W x 19¼"D x 28"H <b>Finish: Black-BL, Putty-PT</b>	5361BL 5361PT	256.00	256.00	1	27	62	5.95	250	
	<b>5362</b> 	Extra Deep Steel Tub File, Letter with Lock 13½"W x 24¼"D x 28¼"H <b>Finish: Black-BL, Putty-PT</b>	5362BL 5362PT	276.00	276.00	1	33	73	6.81	250	
	<b>5363</b> 	Extra Deep Steel Tub File, Legal with Lock 16½"W x 24¼"D x 28¼"H <b>Finish: Black-BL, Putty-PT</b>	5363BL 5363PT	390.00	390.00	1	37	87	7.98	250	
	<b>5364</b> 	Steel Tub File, Letter with Drawer & Lock 17"W x 26"D x 28"H <b>Finish: Black-BL, Putty-PT</b>	5364BL 5364PT	594.00	594.00	1	59	LTL	8.35	125	
	<b>5365</b> 	Steel Tub File 25", Legal with Drawer & Lock 20"W x 25¼"D x 27¼"H <b>Finish: Black-BL, Putty-PT</b>	5365BL 5365PT	721.00	721.00	1	61	LTL	9.83	125	
	<b>9P600</b> 	Mobilizers™ Letter-Size Open File Lower Shelf Accommodate Full-Height Binders Four Non-Locking Casters Overall Size: 14"W x 26"D x 27"H <b>Finish: Black-BLK</b>	9P600BLK	202.00	202.00	1	22	22	1.11	100	
	<b>9P610</b> 	Mobilizers™ Letter-Size File with Lid Sliding Top with Lock Lower Shelf Accommodate Full-Height Binders Four Non-Locking Casters Overall Size: 14"W x 26"D x 27"H <b>Finish: Black-BLK</b>	9P610BLK	256.00	256.00	1	26	26	1.32	100	
	<b>9P620</b> 	Mobilizers™ Letter-Size File with Lid and Drawer Full-Extension Drawers with Lock Four Non-Locking Casters Overall Size: 14¾"W x 26"D x 27"H <b>Finish: Black-BLK</b>	9P620BLK	438.00	438.00	1	46	46	2.48	100	


Office Suites  
Seating  
Tables  
Desks  
Meeting Essentials  
Personal Organization  
Ergonomics  
High Density Storage  
Storage & Filing  
Facilities  
Technology Furniture  
Art & Engineering

# Scoot™ Mobile Carts



Office Suites  
Seating  
Tables  
Desks  
Meeting Essentials  
Personal Organization  
Ergonomics  
High Density Storage  
Storage & Filing  
Facilities  
Technology Furniture  
Art & Engineering

Model #	Description	Model #	List Price Ea.	List Carton Price	Quantity Per Carton	Actual Weight	S-Parcel Billable Weight	Carton Cube	Freight Class
	<b>Scoot™ Mobile Carts</b> <b>5370BL</b> Scoot™ Cart with Work Surface 29½"W x 18¾"D x 27"H Finish: Black-BL	5370BL	395.00	395.00	1	44	44	2.81	100
	<b>5371BL</b> Mini Scoot™ Cart 19"W x 14¾"D x 14"H Finish: Black-BL	5371BL	142.00	142.00	1	16	16	0.85	70
	<b>5373BL</b> Scoot™ Open Top Cart 28"W x 14¾"D x 26"H Finish: Black-BL	5373BL	282.00	282.00	1	29	29	2.09	100
	<b>5380BL</b> Scoot™ Mobile File with Cushioned Seat 18"W x 18"D x 20"H Finish: Black-BL	5380BL	474.00	474.00	1	51	51	4.74	100


# Jazz™ Mobile File Cart

	<b>Jazz™ Mobile Cart</b> <b>5223BL</b> Jazz™ Two Tier File Cart 15¾"W x 19"D x 28"H Finish: Black-BL	5223BL	77.00	77.00	1	10	11	0.95	925
--	---	--------	-------	-------	---	----	----	------	-----

# Wire Mobile File Carts


	<b>Wire Mobile File Carts</b> <b>5224BL</b> Mobile Desk Side File 17½"W x 13"D x 22"H Finish: Black-BL	5224BL	80.00	80.00	1	6	6	0.53	70
	<b>5225</b> Wire Rolling Project File 21"W x 13¾"D x 24¾"H Finish: Gray	5225	124.00	124.00	1	7	8	0.63	70

# Impromptu® Mobile File Cart



	<b>Impromptu® Mobile File Cart</b> <b>5374</b> Impromptu® Mobile File with Locking Top 20¾"W x 21½"D x 30¾"H Finish: Black-BL, Metallic Gray-GR	5374BL 5374GR	346.00	346.00	1	30	30	1.96	100
---	--	------------------	--------	--------	---	----	----	------	-----



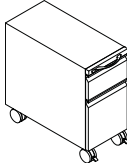
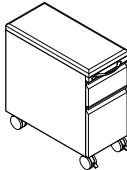
# Impromptu® Mobile Storage Cart

Model #	Description	Model #	List Price Ea.	List Carton Price	Quantity Per Carton	Actual Weight	S-Parcel Billable Weight	Carton Cube	Freight Class
<b>Impromptu® Personal Mobile Storage Cart</b>									
	<b>5377</b> Impromptu® Personal Mobile Storage Center 25¼"W x 17¼"D x 26¾"H Finish: Black-BL, Metallic Gray-GR	5377BL 5377GR	579.00	579.00	1	46	46	2.48	70

## Steel Mobile File Carts

<b>Steel Mobile File Carts</b>									
	<b>5352BL</b> Steel Adjustable Mobile File, Letter/Legal 14"-17"W x 25¾"D x 27"H Finish: Black-BL	5352BL	248.00	248.00	1	18	18	0.8	70
	<b>5353BL</b> Steel Mobile File with Locking Top 33¾"W x 17"D x 27"H Finish: Black-BL	5353BL	475.00	475.00	1	45	45	2.64	70

## Steel Mini Pedestals

<b>Steel Mini Pedestals</b>									
	<b>LDSPED</b> Steel Mini Pedestal 10¼"W x 22"D x 21"H Finish: Black-S5, Gray-P5, White-G5	LDSPEDS5 LDSPEDP5 LDSPEDG5	299.00	299.00	1	52	52	4.58	100
	<b>LDSPEDKIT</b> Steel Mini Pedestal with Charcoal Cushion 10¼"W x 22"D x 22½"H Finish: Black-S5, Gray-P5, White-G5	LDSPEDKIT55 LDSPEDKITP5 LDSPEDKITG5	354.00	354.00	1	-	-	-	-




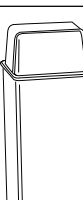




## Onyx™ Mesh Mobile File Carts

<b>Onyx™ Mesh Mobile File Carts</b>									
	<b>5211BL</b> Onyx™ Mesh Rolling File Cube, Letter 13¾"W x 16¾"D x 13"H Finish: Black-BL	5211BL	67.00	67.00	1	7	10	0.8	100
	<b>5212BL</b> Onyx™ Mesh File Cart with 2 File Drawers 15¼"W x 17"D x 27"H Finish: Black-BL	5212BL	147.00	147.00	1	17	19	1.75	100
	<b>5213BL</b> Onyx™ Mesh File Cart with File Drawer & 2 Small Drawers 15¼"W x 17"D x 27"H Finish: Black-BL	5213BL	158.00	158.00	1	21	21	1.87	100
	<b>5214BL</b> Onyx™ Mesh File Cart with 4 Drawers 15¼"W x 17"D x 27"H Finish: Black-BL	5214BL	171.00	171.00	1	23	23	1.85	100
	<b>5215BL</b> Onyx™ Mesh Open File with Drawers 15¼"W x 17"D x 27"H Finish: Black-BL	5215BL	145.00	145.00	1	15	19	1.87	100

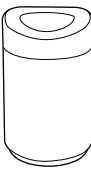
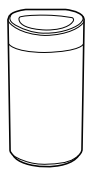
Office Suites  
Seating  
Tables  
Desks  
Meeting Essentials  
Personal Organization  
Ergonomics  
High Density Storage  
Storage & Filing  
Facilities  
Technology Furniture  
Art & Engineering

# Reflections by Safco®

Office Suites  
Seating  
Tables  
Desks  
Meeting Essentials  
Personal Organization  
Ergonomics  
High Density Storage  
Storage & Filing  
Facilities  
Technology Furniture  
Art & Engineering


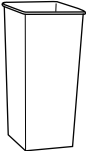

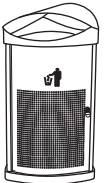

Model #	Description	Model #	List Price Ea.	List Carton Price	Quantity Per Carton	Actual Weight	S-Parcel Billable Weight	Carton Cube	Freight Class
	<b>Reflections by Safco®</b> <b>9871</b> Reflections by Safco® Dome, Open Top 15 Gallon Capacity 6" Dome Top 15" Dia. x 34"H <b>Finish:</b> Chrome/Black	9871	391.00	391.00	1	23	70	6.61	250
	<b>9875</b> Reflections by Safco® Dome, Open Top 15 Gallon Capacity 6" Dome Top 15" Dia. x 34"H <b>Finish:</b> Chrome	9875	531.00	531.00	1	23	70	6.61	250
	<b>9880</b> Reflections by Safco® Dome, Push Door 15 Gallon Capacity Spring-loaded, Self-closing Door 15" Dia. x 35"H <b>Finish:</b> Chrome/Black	9880	434.00	434.00	1	22	70	6.22	250
	<b>9893</b> Reflections by Safco® Push Top Square Receptacle 21 Gallon Capacity Spring-loaded, Self-closing Door 14" x 14" x 37½"H <b>Finish:</b> Black/Chrome	9893	307.00	307.00	1	21	65	6.05	250
	<b>9668</b> Rectangular Rigid Plastic Liner 21 Gallon Capacity	9668	112.00	112.00	1	5	29	2.69	300
	<b>9895</b> Reflections by Safco® Push Top Square Receptacle 36 Gallon Capacity Spring-loaded, Self-closing Door 18" x 18" x 37½"H <b>Finish:</b> Black/Chrome	9895	392.00	392.00	1	32	112	10.09	250
	<b>9669</b> Rectangular Rigid Plastic Liner 36 Gallon Capacity	9669	153.00	153.00	1	11	49	4.53	250
	<b>9695</b> Reflections by Safco® Open Top Receptacle 35 Gallon Capacity Lid with 8½" Opening 18½" Dia. x 29½"H <b>Finish:</b> Chrome	9695	643.00	643.00	1	22	78	7.29	250

## Open Top Receptacles

	<b>9920BL</b> Open Top Receptacle 30 Gallon Capacity 20" Dia. x 33"H <b>Finish:</b> Black-BL, Silver-SL, White-WH <b>Vinyl Wrap*:</b> Silver/Black-SLBL	9920BL	432.00	432.00	1	45	96	9.19	150
		9920SL	432.00	432.00	1	45	96	9.19	150
		9920WH	432.00	432.00	1	45	96	9.19	150
		9920SLBL	624.00	624.00	1	45	96	9.19	150
		9920*							
	<b>9921BL</b> Open Top Receptacle 14 Gallon Capacity 16" Dia. x 29"H <b>Finish:</b> Black-BL, Silver-SL, White-WH <b>Vinyl Wrap*:</b> Silver/Black-SLBL	9921BL	295.00	295.00	1	28	61	5.81	150
		9921SL	295.00	295.00	1	28	56	5.81	150
		9921WH	295.00	295.00	1	28	56	5.81	150
		9921SLBL	416.00	416.00	1	28	61	5.81	150
		9921*							


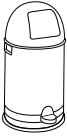




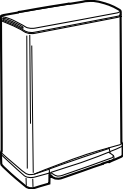
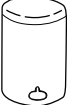

\*Go to safcoproducts.com for Customized Vinyl Wraps

# Black Speckle Waste Receptacles




Model #	Description	Model #	List Price Ea.	List Carton Price	Quantity Per Carton	Actual Weight	S-Parcel Billable Weight	Carton Cube	Freight Class
<b>Black Speckle Push &amp; Open Top Receptacles</b>									
	<b>9675NC</b> Black Speckle Dome Top Push Door Receptacle 15 Gallon Capacity Spring-loaded, Self-closing door 16 1/2" Dia. x 35" H <b>Finish:</b> Black Speckle	9675NC	320.00	320.00	1	22	70	6.8	250
	<b>9676NC</b> Black Speckle Dome Open Top Receptacle 15 Gallon Capacity 8" Opening 16 1/2" Dia. x 34" H <b>Finish:</b> Black Speckle	9676NC	288.00	288.00	1	21	68	6.76	250
	<b>9677NC</b> Black Speckle Open Top Receptacle 35 Gallon Capacity 8" Top Opening 19 3/4" Dia. x 28 1/2" H	9677NC	405.00	405.00	1	23	87	8.1	250
<b>Push Top Receptacles</b>									
<b>Push Top Receptacle Base</b>									
	<b>9663SS</b> Hamper Base 36 Gallon Capacity 18"W x 18"D x 30"H <b>Finish:</b> Stainless Steel-SS	9663SS	455.00	455.00	1	22	78	7.41	250
	<b>9669</b> Rectangular Rigid Plastic Liner 36 Gallon Capacity	9669	153.00	153.00	1	11	49	4.53	250
<b>Push Top Lid</b>									
	<b>9662SS</b> Push Top Lid For 36 Gallon Capacity Base 18"W x 18"D x 9 1/4"H <b>Finish:</b> Stainless Steel-SS	9662SS	300.00	300.00	1	10	22	2.01	250
<b>Nook™ Indoor Waste Receptacles</b>									
<b>Nook™ Indoor Waste Receptacle</b>									
	<b>9960BL</b> Nook™ Indoor Waste Receptacle 20 Gallon Capacity 21"W x 21"D x 34"H <b>Finish:</b> Black-BL	9960BL	617.00	617.00	1	50	118	11.5	250
	<b>9961BL</b> Nook™ Indoor Waste Receptacle 13 Gallon Capacity 16 1/2"W x 16 1/2"D x 29 1/2"H <b>Finish:</b> Black-BL	9961BL	536.00	536.00	1	36	76	7.22	150
<b>Nook™ Indoor/Outdoor Waste Receptacles</b>									
<b>Nook™ Indoor/Outdoor Waste Receptacle</b>									
	<b>9968BL</b> Nook™ Indoor/Outdoor Waste Receptacle 20 Gallon Capacity 20"W x 20"D x 38"H <b>Finish:</b> Black-BL	9968BL	853.00	853.00	1	63	131	12.35	250
	<b>9969CH</b> Nook™ Indoor/Outdoor Waste Receptacle 20 Gallon Capacity 20"W x 20"D x 38"H <b>Finish:</b> Black with charcoal resin panels -CH	9969CH	853.00	853.00	1	81	131	12.35	250

Office Suites  
Seating  
Tables  
Desks  
Meeting Essentials  
Personal Organization  
Ergonomics  
High Density Storage  
Storage & Filing  
Facilities  
Technology Furniture  
Art & Engineering


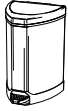

# Step-On Receptacles

Model #	Description	Model #	List Price Ea.	List Carton Price	Quantity Per Carton	Actual Weight	S-Parcel Billable Weight	Carton Cube	Freight Class
<b>Dome Step-On Receptacles</b>									
	<b>9720BL</b> Dome Step-On 9 Gallon Capacity Door: 6½" - 7"W x 6"H 13¾" Dia. x 25"H Finish: Black-BL	9720BL	264.00	264.00	1	15	38	3.65	150
	<b>9721BL</b> Dome Step-On 12 Gallon Capacity Door: 7¼" - 8¾"W x 7"H 16½" Dia. x 28½"H Finish: Black-BL	9721BL	312.00	312.00	1	19	63	6.0	250
<b>Ellipse Step-On Receptacle</b>									
	<b>9900</b> Ellipse Step-On Receptacle 1½ Gallon Capacity 9½"W x 8"D x 11"H Finish: Red-RD, White-WH	9900RD 9900WH	49.00	49.00	1	4	10	0.92	150
	<b>9900SS</b> Step-On Receptacle Finish: Stainless Steel-SS	9900SS	66.00	66.00	1	4	10	0.92	150
<b>Ellipse Step-On Receptacle</b>									
	<b>9901</b> Ellipse Step-On Receptacle 3 Gallon Capacity 12"W x 8½"D x 17"H Finish: Red-RD, White-WH	9901RD 9901WH	80.00	80.00	1	7	18	1.56	150
	<b>9901SS</b> Step-On Receptacle Finish: Stainless Steel-SS	9901SS	100.00	100.00	1	7	18	1.56	150
<b>Ellipse Step-On Receptacle</b>									
	<b>9902</b> Ellipse Step-On Receptacle 7½ Gallon Capacity 15"W x 13½"D x 26½"H Finish: Red-RD, White-WH	9902RD 9902WH	165.00	165.00	1	14	41	3.71	150
	<b>9902SS</b> Step-On Receptacle Finish: Stainless Steel-SS	9902SS	185.00	185.00	1	14	41	3.71	150
<b>Ellipse Step-On Can</b>									
	<b>9903SS</b> Ellipse Step-On Can 12½ Gallon Capacity 17½"W x 14"D x 26½"H Finish: Stainless Steel-SS	9903SS	298.00	298.00	1	15	57	5.44	250
<b>Square Step-On Receptacle</b>									
	<b>9905WH</b> Square Step-On Can 13 Gallon Capacity 19½"W x 11½"D x 25½"H Finish: Stainless Steel-SS	9905WH	333.00	333.00	1	24	60	5.3	150
<b>Round Step-On Receptacles</b>									
	<b>9681WH</b> Round Step-On Receptacle 4 Gallon Capacity 11½" Dia. x 16"H Finish: White-WH	9681WH	113.00	113.00	1	10	23	2.05	150
	<b>9683WH</b> Round Step-On Receptacle 7 Gallon Capacity 11½" Dia. x 21"H Finish: White-WH	9683WH	165.00	165.00	1	12	30	2.83	150


## Plastic Step-On Receptacles

Model #	Description	Model #	List Price Ea.	List Carton Price	Quantity Per Carton	Actual Weight	S-Parcel Billable Weight	Carton Cube	Freight Class
<b>Plastic Step-On Receptacles</b>									
	<b>9710</b> Plastic Step-On Waste Receptacle 4 Gallon Capacity 12¼"W x 10"D x 15"H Finish: Black-BL, White-WH	9710BL 9710WH	43.00	43.00	1	4	15	1.39	250
	<b>9922</b> Plastic Step-On Waste Receptacle 17 Gallon Capacity 19¼"W x 16¼"D x 26½"H Finish: Black-BL, Tan-TN	9922BL 9922TN	97.00	97.00	1	12	51	4.65	250
	<b>9923</b> Plastic Step-On Waste Receptacle 23 Gallon Capacity 19¼"W x 16¼"D x 32¼"H Finish: Black-BL, Tan-TN	9923BL 9923TN	118.00	118.00	1	14	62	5.76	250



## Stainless Step-On Receptacles

<b>Stainless Step-On Receptacles</b>									
	<b>96855S</b> Stainless Step-On Receptacle 4 Gallon Capacity 10¼"W x 11¼"D x 20"H Finish: Stainless Steel-SS	96855S	116.00	116.00	1	10	22	1.91	150
	<b>96865S</b> Stainless Step-On Receptacle 7 Gallon Capacity 14½"W x 14"D x 20"H Finish: Stainless Steel-SS	96865S	211.00	211.00	1	14	34	3.09	150
	<b>96875S</b> Stainless Step-On Receptacle 10 Gallon Capacity 14½"W x 14"D x 25½"H Finish: Stainless Steel-SS	96875S	246.00	246.00	1	20	47	4.23	150

## Step-On Shutter Can Receptacle

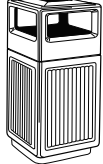
<b>Step-On Shutter Can Waste Receptacle</b>									
	<b>9951BL</b> Step-On Shutter Can Waste Receptacle 14 Gallon Capacity 16"Dia. x 33"H Finish: Black-BL	9951BL	333.00	333.00	1	24	58	5.62	150

## Dome Top Receptacles

<b>Dome Top Waste Receptacle</b>									
	<b>9636</b> Dome Top with Push Door 15 Gallon Capacity 15"Dia. x 35"H Finish: Black-BL, Putty-PT, White-WH	9636BL 9636PT 9636WH	318.00	318.00	1	20	73	6.56	250
	<b>9639</b> Dome Top with Open Top 15 Gallon Capacity 15"Dia. x 34"H Finish: Black-BL, Putty-PT, White-WH	9639BL 9639PT 9639WH	293.00	293.00	1	25	62	6.04	150



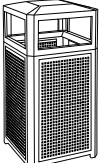



# Canmeleon™ Indoor/Outdoor Series

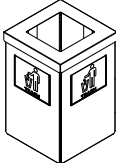
Model #	Description	Model #	List Price Ea.	List Carton Price	Quantity Per Carton	Actual Weight	S-Parcel Billable Weight	Carton Cube	Freight Class
<b>Canmeleon™ Aggregate Series Receptacles</b>									
	<b>9470</b> Canmeleon™ Aggregate Panels, Side Open/Urn 15 Gallon Capacity 13¼"W x 13¼"D x 32¼"H <b>Finish:</b> Black-NC, Tan-TN	9470NC 9470TN	562.00	562.00	1	30	54	5.22	150
	<b>9471</b> Canmeleon™ Aggregate Panels, Top Open 38 Gallon Capacity 18¼"W x 18¼"D x 31¼"H <b>Finish:</b> Black-NC, Tan-TN	9471NC 9471TN	583.00	583.00	1	41	91	8.53	150
	<b>9472</b> Canmeleon™ Aggregate Panels, Side Open 38 Gallon Capacity 18¼"W x 18¼"D x 39¼"H <b>Finish:</b> Black-NC, Tan-TN	9472NC 9472TN	665.00	665.00	1	43	112	10.53	150
	<b>9473</b> Canmeleon™ Aggregate Panels, Side Open/Urn 38 Gallon Capacity 18¼"W x 18¼"D x 39¼"H <b>Finish:</b> Black-NC, Tan-TN	9473NC 9473TN	796.00	796.00	1	45	112	10.53	150
<b>Canmeleon™ Recessed Panel Series Receptacle</b>									
	<b>9474</b> Canmeleon™ Recessed Panels, Side Open/Urn 15 Gallon Capacity 13¼"W x 13¼"D x 32¼"H <b>Finish:</b> Black-NC, Tan-TN	9474BL 9474TN	254.00	254.00	1	14	49	4.62	250
	<b>9475</b> Canmeleon™ Recessed Panels, Top Open 38 Gallon Capacity 18¼"W x 18¼"D x 31¼"H <b>Finish:</b> Black-NC, Tan-TN	9475BL 9475TN	243.00	243.00	1	18	74	7.34	250
	<b>9476</b> Canmeleon™ Recessed Panels, Side Open 38 Gallon Capacity 18¼"W x 18¼"D x 39¼"H <b>Finish:</b> Black-NC, Tan-TN	9476BL 9476TN	336.00	336.00	1	21	94	9.0	250
	<b>9477</b> Canmeleon™ Recessed Panels, Side Open/Urn 38 Gallon Capacity 18¼"W x 18¼"D x 39¼"H <b>Finish:</b> Black-NC, Tan-TN	9477BL 9477TN	458.00	458.00	1	23	99	9.11	250
<b>Canmeleon™ Pentagon Indoor/Outdoor Series Receptacles</b>									
	<b>9485BL</b> Canmeleon™ Pentagon 30 Gallon Capacity 18"W x 18½"D x 28¾"H <b>Finish:</b> Black-BL	9485BL	212.00	212.00	1	15	78	6.93	250
	<b>9486BL</b> Canmeleon™ Pentagon 45 Gallon Capacity 24"W x 23"D x 31½"H <b>Finish:</b> Black-BL	9486BL	271.00	271.00	1	24	127	12.1	300

Office Suites  
Seating  
Tables  
Desks  
Meeting Essentials  
Personal Organization  
Ergonomics  
High Density Storage  
Storage & Filing  
Facilities  
Technology Furniture  
Art & Engineering

# Evos™ Series Indoor/Outdoor Steel Receptacles

Model #	Description	Model #	List Price Ea.*	List Carton Price	Quantity Per Carton	Actual Weight	S-Parcel Billable Weight	Carton Cube	Freight Class
<b>Evos™ Series Indoor/Outdoor Steel Receptacles</b>									
	<b>9932BL</b> Evos™ Steel Perforated Panels, Side Open 15 Gallon Capacity 16"W x 16"D x 33¼"H Finish: Black-BL	9932BL	606.00	606.00	1	42	83	7.43	150
	<b>9933BL</b> Evos™ Steel Perforated Panels, Side Open/Urn 15 Gallon Capacity 16"W x 16"D x 33¼"H Finish: Black-BL	9933BL	681.00	681.00	1	42	81	7.38	150
	<b>9934BL</b> Evos™ Steel Perforated Panels, Side Open 38 Gallon Capacity 21"W x 21"D x 41"H Finish: Black-BL	9934BL	814.00	814.00	1	68	157	14.46	150
	<b>9935BL</b> Evos™ Steel Perforated Panels, Side Open/Urn 38 Gallon Capacity Finish: Black-BL	9935BL	895.00	895.00	1	68	157	14.46	150


## Onyx™ Steel Mesh Waste Receptacles

	<b>Onyx™ Indoor/Outdoor Steel Mesh Waste Receptacle</b> <b>9936BL</b> Onyx™ Steel Mesh Waste Receptacle 36 Gallon Capacity 19½"W x 19½"D x 30"H Finish: Black-BL	9936BL	260.00	260.00	1	39	39	3.36	85
---	--	--------	--------	--------	---	----	----	------	----

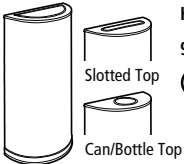
## Smoker Receptacles

	<b>Square Sandless Ash N' Trash Urn</b> <b>9696BL</b> Square Sandless Ash N' Trash Urn 3 Gallon Capacity 9"W x 9½"D x 24¼"H Finish: Black-BL	9696BL	147.00	147.00	1	14	21	1.75	150
	<b>Economy Ash Urn</b> <b>9698BL</b> Ash Urn 10" Dia. x 20"H Finish: Black-BL	9698BL	84.00	84.00	1	7	17	1.65	150

## Waste Receptacles

	<b>Corrugated Waste Receptacle</b> <b>9745</b> Corrugated Waste Receptacle 40 Gallon Capacity 18¼"W x 18¼"D x 30¼"H * Only available to order by Carton.	9745	17.00	204.00	12	29	38	3.57	125
	<b>At-Your-Disposal® Waste Receptacle</b> <b>9790BL</b> At-Your-Disposal® Waste Receptacle 38 Gallon Capacity 18"W x 18"D x 32"H Finish: Black-BL	9790BL	124.00	124.00	1	15	37	3.65	150
	<b>At-Your-Disposal® Vertex Receptacle</b> <b>9799BL</b> At-Your-Disposal® Vertex Receptacle 38 Gallon Capacity 20" Dia. x 36"H Finish: Black-BL	9799BL	253.00	253.00	1	16	47	4.29	250

## Half Round Receptacle

	<b>Half Round Receptacle</b> <b>9940BL</b> Half Round Receptacle 12½ Gallon Capacity 17½"W x 9"D x 32½"H 3 Tops included Finish: Black-BL	9940BL	244.00	244.00	1	10	47	4.28	250
---	--	--------	--------	--------	---	----	----	------	-----

Half-Round Top




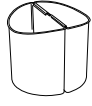
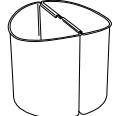

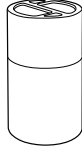

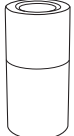


Office Suites  
Seating  
Tables  
Desks  
Meeting Essentials  
Personal Organization  
Ergonomics  
High Density Storage  
Storage & Filing  
Facilities  
Technology Furniture  
Art & Engineering

# Waste Receptacles

Model #	Description	Model #	List Price Ea.*	List Carton Price	Quantity Per Carton	Actual Weight	S-Parcel Billable Weight	Carton Cube	Freight Class
<b>Wood Waste Receptacle</b>									
	<b>9729</b> Wood Waste Receptacle with Tray Top 36 Gallon Capacity 19 1/4"W x 19"D x 44"H Finish: Gray-GR, Medium Oak-MO	9729GR 9729MO	791.00	791.00	1	65	66	3.35	70
	<b>9669</b> Rectangular Rigid Plastic Liner 36 Gallon Capacity 17"W x 17"D x 27 1/4"H	9669	153.00	153.00	1	11	49	4.53	250
<b>Onyx™ Mesh Waste Receptacles</b>									
	<b>9716BL</b> Onyx™ Mesh Small Round Waste Receptacle 3 Quart Capacity 7 1/2" Dia. x 9"H Finish: Black-BL * Only available to order by Carton.	9716BL	15.00	45.00	3	4	8	0.76	150
	<b>9717BL</b> Onyx™ Mesh Medium Round Waste Receptacle 5 Gallon Capacity 13 1/2" Dia. x 14 1/2"H Finish: Black-BL * Only available to order by Carton.	9717BL	28.00	84.00	3	8	26	2.5	250
	<b>9718BL</b> Onyx™ Mesh Large Round Waste Receptacle 9 Gallon Capacity 13 1/2" Dia. x 19 1/2"H Finish: Black-BL * Only available to order by Carton.	9718BL	41.00	123.00	3	11	42	3.91	250
<b>Checks Waste Receptacle</b>									
	<b>9733</b> Checks Waste Receptacle 6 Gallon Capacity 10 1/2"W x 10 1/2"D x 12 1/2"H Finish: Black-BL, Gray-GR * Only available to order by Carton.	9733BL 9733GR	51.00	153.00	3	11	17	1.45	150
<b>Bubble Waste Receptacle</b>									
	<b>9740</b> Bubble Waste Receptacle 6 Gallon Capacity 11 1/2" Dia. x 12 1/2"H Finish: Black-BL, Gray-GR * Only available to order by Carton.	9740BL 9740GR	38.00	114.00	3	10	24	2.1	250
<b>Round Waste Receptacles</b>									
	<b>9604</b> Medium Round Waste Receptacle 23 1/2 Quart Capacity 13" Dia. x 14"H Finish: Black-BL, Charcoal-CH, Sand-SA * Only available to order by Carton.	9604BL 9604CH 9604SA	27.00	162.00	6	26	34	2.9	85
	<b>9610</b> Tall Round Waste Receptacle 80 Quart Capacity 15 1/4" Dia. x 29 1/4"H Finish: Charcoal-CH, Sand-SA * Only available to order by Carton.	9610CH 9610SA	75.00	225.00	3	27	67	6.17	150
<b>Square &amp; Rectangular Waste Receptacles</b>									
	<b>9612BL</b> Square Waste Receptacle 31 Quart Capacity 13"W x 13"D x 15 1/2"H Finish: Black-BL * Only available to order by Carton.	9612BL	69.00	207.00	3	17	28	2.56	150
	<b>9616</b> Medium Rectangular Waste Receptacle 27 1/2 Quart Capacity 16 1/2"W x 9"D x 15"H Finish: Black-BL, Sand-SA * Only available to order by Carton.	9616BL 9616SA	69.00	207.00	3	15	30	2.56	150
	<b>9618</b> Tall Rectangular Waste Receptacle 88 Quart Capacity 20 1/2"W x 11"D x 29 1/2"H Finish: Black-BL, Charcoal-CH, Sand-SA * Only available to order by Carton.	9618BL 9618CH 9618SA	142.00	426.00	3	42	67	6.08	150

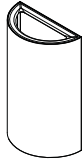

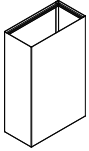

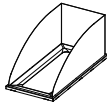

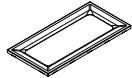
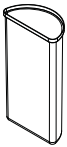
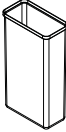





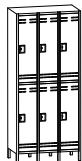


Office Suites  
Seating  
Tables  
Desks  
Meeting Essentials  
Personal Organization  
Ergonomics  
High Density Storage  
Storage & Filing  
Facilities  
Technology Furniture  
Art & Engineering

# Recycling Centers

Model #	Description	Model #	List Price Ea.*	List Carton Price	Quantity Per Carton	Actual Weight	S-Parcel Billable Weight	Carton Cube	Freight Class
	<b>Tall Round Recycling Receptacle</b> <b>9632BU</b> Tall Round Recycling Receptacle/Can Lid 20 Gallon Capacity 16" Dia. x 30"H Finish: Blue-BU	9632BU	149.00	149.00	1	13	67	6.25	250
	<b>Right-Size Recycling Station</b> <b>9634SS</b> Right-Size Recycling Station 15 Gallon Capacity 19"W x 16"D x 25"H Finish: Stainless Steel-SS	9634SS	258.00	258.00	1	25	65	6.16	250
	<b>Paper Pitch</b> <b>2944BL</b> Paper Pitch 7 Quart Capacity 10 1/4"W x 6 1/4"D x 9 3/4"H Finish: Black-BL * Only available to order by Carton.	2944BL	14.00	168.00	12	9.4	13	1.22	125
	<b>Desk Side Receptacle</b> <b>9927BB</b> Desk Side Receptacle 3 Gallon Capacity Each 13"W x 8"D x 13 1/2"H Each Finish: Black/Blue-BB	9927BB	35.00	35.00	1	3	11	1.06	250
	<b>9928BB</b> Desk Side Receptacle 7 Gallon Capacity Each 17 1/2"W x 9 1/2"D x 16 1/2"H Each Finish: Black/Blue-BB	9928BB	46.00	46.00	1	5	22	2.0	250
	<b>Can Can™ Desk Side Recycling Receptacle</b> <b>9929BL</b> Can Can™ Desk Side Recycling Receptacle 5 Gallon Capacity, Recycle Bin Holds 100 Sheets 12 1/4"W x 13 3/4"D x 13"H Finish: Black-BL	9929BL	39.00	39.00	1	5	16	1.47	250
	<b>Dual Recycling Receptacle</b> <b>9931SS</b> Dual Recycling Receptacle 30 Gallon Capacity, 15 Gallon Each Side 17 1/2" Dia. x 32 1/2"H Finish: Brushed Aluminum-SS	9931SS	579.00	579.00	1	38	85	8.16	150
	<b>Triple Recycling Receptacle</b> <b>9941SS</b> Triple Recycling Receptacle 40 Gallon Capacity, 20 Gallon and two 10 Gallon 20" Dia. x 33"H Finish: Brushed Aluminum-SS	9941SS	819.00	819.00	1	44	110	10.5	250
	<b>9942SS</b> Recycling Receptacle 20 Gallon Capacity 15" Dia. x 31"H Finish: Brushed Aluminum-SS	9942SS	361.00	361.00	1	19	65	6.1	150
<b>At-Your-Disposal® Recycling Center</b>									
	<b>At-Your-Disposal® Recycling Center</b> <b>9794BL</b> At-Your-Disposal® Recycling Center, Double Bin 28 Gallon Capacity per Bin 31"W x 16"D x 33"H Finish: Black-BL	9794BL	192.00	192.00	1	16	59	5.18	250
	<b>9798BL</b> At-Your-Disposal® Recycling Center 28 Gallon Capacity per Bin 46"W x 16"D x 33"H Finish: Black-BL	9798BL	253.00	253.00	1	20	67	5.81	250

Office Suites  
Seating  
Tables  
Desks  
Meeting Essentials  
Personal Organization  
Ergonomics  
High Density Storage  
Storage & Filing  
Facilities  
Technology Furniture  
Art & Engineering















Model #	Description	Model #	List Price Ea.	Carton Price	Quantity Per Carton	Actual Weight	S-Parcel Billable Weight	Carton Cube	Freight Class
<b>Mixx™ Recycling Center – See website for custom vinyl decals</b>									
	<b>9447</b> Mixx™ Half Round Receptacle 23 Gallon Capacity 10 1/4"W x 20 1/4"D x 32 1/4"H Finish: Black-BL, Blue-BU, Green-GN	9447BL 9447BU 9447GN 9447*	370.00	370.00	1	25.4	77	7.06	150
	Mixx™ Recycling Optional Vinyl Decals *Visit Saftco® website for ordering information: <a href="http://www.safcoproducts.com">www.safcoproducts.com</a>	Upcharge	50.00	50.00					
									
	<b>9448</b> Mixx™ Rectangular Receptacle 29 Gallon Capacity 10 1/4"W x 20 1/4"D x 32 1/4"H Finish: Black-BL, Blue-BU, Green-GN	9448BL 9448BU 9448GN 9448*	370.00	370.00	1	25.4	77	7.06	150
	Mixx™ Recycling Optional Vinyl Decals *Visit Saftco® website for ordering information: <a href="http://www.safcoproducts.com">www.safcoproducts.com</a>	Upcharge	50.00	50.00					
									
	<b>9449</b> Mixx™ Topper Lid 10"W x 20"D x 8 1/4"H Finish: Black-BL, Blue-BU, Green-GN	9449BL 9449BU 9449GN 9449*	110.00	110.00	1	6	21	1.97	150
	Mixx™ Recycling Optional Vinyl Decals *Visit Saftco® website for ordering information: <a href="http://www.safcoproducts.com">www.safcoproducts.com</a>	Upcharge	50.00	50.00					
									
	<b>9450</b> Mixx™ Rectangular Lid 10"W x 20"D x 3/4"H Finish: Black-BL, Blue-BU, Green-GN	9450BL 9450BU 9449GN	110.00	110.00	1	2.5	5	0.36	925
	<b>9651</b> Mixx™ Half Round Plastic Liner 21 Gallon Capacity 8"W x 16 1/4"D x 30 1/2"H Finish: Black-BL	9651	75.00	75.00	1	5	26	2.37	300
	<b>9652</b> Mixx™ Rectangular Plastic Liner 27 Gallon Capacity 8 3/4"W x 16 1/4"D x 30 1/2"H Finish: Black-BL	9652	75.00	75.00	1	6	26	2.37	300
<b>Steel Lockers</b>									
	<b>5522</b> Single Tier Locker 12"W x 18"D x 78"H Finish: Gray-GR, Tan-TN	5522GR 5522TN	389.00	389.00	1	70	LTL	11.84	250
	<b>5523</b> Double Tier Locker 12"W x 18"D x 78"H Finish: Gray-GR, Tan-TN	5523GR 5523TN	410.00	410.00	1	71	LTL	11.63	125
	<b>5524</b> Six Tier Locker 12"W x 18"D x 78"H Finish: Gray-GR, Tan-TN	5524GR 5524TN	433.00	433.00	1	78	LTL	12.48	125
	<b>5528</b> Ten Tier Locker 12"W x 18"D x 78"H Finish: Gray-GR, Tan-TN	5528GR 5528TN	504.00	504.00	1	71	LTL	11.84	125
	<b>5525</b> Single Tier Locker - 3 Column 36"W x 18"D x 78"H Finish: Gray-GR, Tan-TN	5525GR 5525TN	912.00	912.00	1	177	LTL	32.85	250
	<b>5526</b> Double Tier Locker - 3 Column 36"W x 18"D x 78"H Finish: Gray-GR, Tan-TN	5526GR 5526TN	1,002.00	1,002.00	1	216	LTL	33.32	125
	<b>5527</b> Six Tier Locker - 3 Column 36"W x 18"D x 78"H Finish: Gray-GR, Tan-TN	5527GR 5527TN	1,090.00	1,090.00	1	243	LTL	36.94	125
	<b>5529</b> Ten Tier Locker - 3 Column 36"W x 18"D x 78"H Finish: Gray-GR, Tan-TN	5529GR 5529TN	1,365.00	1,365.00	1	243	LTL	36.94	125

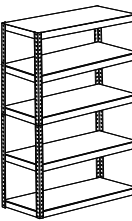


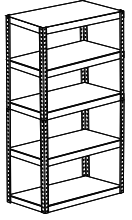


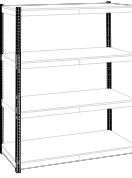





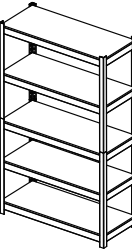



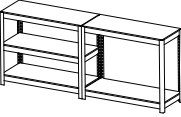

Office Suites  
Seating  
Tables  
Desks  
Meeting Essentials  
Personal Organization  
Ergonomics  
High Density Storage  
Storage & Filing  
Facilities  
Technology Furniture  
Art & Engineering


# Steel Storage Cabinets

Office Suites  
Seating  
Tables  
Desks  
Meeting Essentials  
Personal Organization  
Ergonomics  
High Density Storage  
Storage & Filing  
Facilities  
Technology Furniture  
Art & Engineering

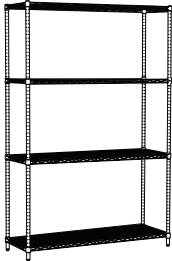





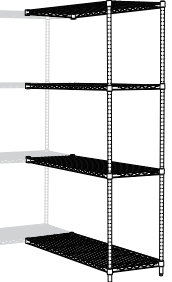








Model #	Description	Model #	List Price Ea.	Carton Price	Quantity Per Carton	Actual Weight	S-Parcel Billable Weight	Carton Cube	Freight Class
	<b>5530</b> Steel Storage Cabinet 27"H Wall Mountable 30"W x 18"D x 27"H <b>Finish:</b> Gray-GR, Tan-TN   	5530GR 5530TN	488.00	488.00	1	76.8	LTL	12.2	125
	<b>5531</b> Steel Storage Cabinet - 42"H 30"W x 18"D x 42"H <b>Finish:</b> Gray-GR, Tan-TN   	5531GR 5531TN	673.00	673.00	1	92.6	LTL	17.11	250
	<b>5532</b> Steel Storage Cabinet - 72"H 30"W x 18"D x 72"H <b>Finish:</b> Gray-GR, Tan-TN   	5532GR 5532TN	888.00	888.00	1	139	LTL	27.26	250

# Archival & Boltless Shelving







	<b>5244BL</b> Boltless Shelving - 48 x 24" Weight Capacity: 650 lbs./Shelf 48"W x 24"D x 72"H <b>Finish:</b> Black-BL 	5244BL	341.00	341.00	1	89	89	2.53	70
	<b>5247BL</b> Boltless Shelving - 36 x 24" Weight Capacity: 750 lbs./Shelf 36"W x 24"D x 72"H <b>Finish:</b> Black-BL 	5247BL	284.00	284.00	1	89	89	1.87	70
	<b>5245BL</b> Boltless Shelving - 36 x 18" Weight Capacity: 850 lbs./Shelf 36"W x 18"D x 72"H <b>Finish:</b> Black-BL 	5245BL	243.00	243.00	1	72	72	1.62	70
	<b>5246BL</b> Boltless Shelving - 48 x 18" Weight Capacity: 750 lbs./Shelf 48"W x 18"D x 72"H <b>Finish:</b> Black-BL 	5246BL	290.00	290.00	1	89	89	2.09	70
	<b>5260</b> Archival Shelving Steel Pack 69"W x 33"D x 84"H  	5260	330.00	330.00	1	105	105	0.98	70
	<b>5261</b> Archival Shelving Particleboard Shelves Weight Capacity: 900 lbs./Shelf 69"W x 33"D x 1/2"H  	5261	389.00	389.00	Set/4	116	LTL	3.42	70
<b>Archival Shelving Steel Pack and Particleboard Shelves sold separately. Please order both.</b>									
<b>Boltless Steel &amp; Particleboard Shelving</b>									
	<b>6244BL</b> Boltless Steel & Particleboard Shelving - 48 x 24" Weight Capacity: 750 lbs./Shelf 48"W x 24"D x 72"H <b>Finish:</b> Black-BL 	6244BL	353.00	353.00	1	109	LTL	4.02	70
	<b>6245BL</b> Boltless Steel & Particleboard Shelving - 36 x 18" Weight Capacity: 950 lbs./Shelf 36"W x 18"D x 72"H <b>Finish:</b> Black-BL 	6245BL	271.00	271.00	1	75	LTL	1.59	70
	<b>6246BL</b> Boltless Steel & Particleboard Shelving - 48 x 18" Weight Capacity: 850 lbs./Shelf 48"W x 18"D x 72"H <b>Finish:</b> Black-BL 	6246BL	317.00	317.00	1	108	LTL	2.76	70
	<b>6247BL</b> Boltless Steel & Particleboard Shelving - 36 x 24" Weight Capacity: 850 lbs./Shelf 36"W x 24"D x 72"H <b>Finish:</b> Black-BL 	6247BL	300.00	300.00	1	92	LTL	3.05	70
Also configures as a workbench									

 These products are subject to California Proposition 65. Please visit the product detail page on our website for specific information.

# Industrial Wire Shelving

Model #	Description	Model #	List Price Ea.	List Carton Price	Quantity Per Carton	Actual Weight	S-Parcel Billable Weight	Carton Cube	Freight Class	
<b>Industrial Wire Shelving</b>										
	<b>5285</b> 	Industrial Shelving Starter Unit - 36 x 18" Weight Capacity: 1,250 lbs./Shelf 36"W x 18"D x 72"H Finish: Black-BL, Gray-GR	5285BL 5285GR	344.00	344.00	1	49	49	3.31	70
	<b>5291</b> 	Industrial Shelving Starter Unit - 48 x 18" Weight Capacity: 1,000 lbs./Shelf 48"W x 18"D x 72"H Finish: Black-BL, Gray-GR	5291BL 5291GR	363.00	363.00	1	62	62	3.7	70
	<b>5288</b> 	Industrial Shelving Starter Unit - 36 x 24" Weight Capacity: 1,000 lbs./Shelf 36"W x 24"D x 72"H Finish: Black-BL, Gray-GR	5288BL 5288GR	373.00	373.00	1	58	58	3.92	70
	<b>5294</b> 	Industrial Shelving Starter Unit - 48 x 24" Weight Capacity: 800 lbs./Shelf 48"W x 24"D x 72"H Finish: Black-BL, Gray-GR	5294BL 5294GR	392.00	392.00	1	68	68	5.19	70
	<b>5286</b> 	Industrial Add-On Unit - 36 x 18" Weight Capacity: 1,250 lbs./Shelf 36"W x 18"D x 72"H Finish: Black-BL, Gray-GR	5286BL 5286GR	325.00	325.00	1	44	44	2.83	70
	<b>5292</b> 	Industrial Add-On Unit - 48 x 18" Weight Capacity: 1,000 lbs./Shelf 48"W x 18"D x 72"H Finish: Black-BL, Gray-GR	5292BL 5292GR	349.00	349.00	1	55	55	3.66	70
	<b>5289</b> 	Industrial Add-On Unit - 36 x 24" Weight Capacity: 1,000 lbs./Shelf 36"W x 24"D x 72"H Finish: Black-BL, Gray-GR	5289BL 5289GR	363.00	363.00	1	51	52	3.87	70
	<b>5295</b> 	Industrial Add-On Unit - 48 x 24" Weight Capacity: 800 lbs./Shelf 48"W x 24"D x 72"H Finish: Black-BL, Gray-GR	5295BL 5295GR	387.00	387.00	1	62	62	5.09	70
	<b>5287</b> 	Industrial 2 Shelf Pack - 36 x 18" Weight Capacity: 1,250 lbs./Shelf 36"W x 18"D x 1 1/2"H Finish: Black-BL, Gray-GR	5287BL 5287GR	158.00	158.00	1	19	20	1.52	70
	<b>5293</b> 	Industrial 2 Shelf Pack - 48 x 18" Weight Capacity: 1,000 lbs./Shelf 48"W x 18"D x 1 1/2"H Finish: Black-BL, Gray-GR	5293BL 5293GR	165.00	165.00	1	22	24	2.18	70
	<b>5290</b> 	Industrial 2 Shelf Pack - 36 x 24" Weight Capacity: 1,000 lbs./Shelf 36"W x 24"D x 1 1/2"H Finish: Black-BL, Gray-GR	5290BL 5290GR	179.00	179.00	1	26	26	2.42	70
	<b>5296</b> 	Industrial 2 Shelf Pack - 48 x 24" Weight Capacity: 800 lbs./Shelf 48"W x 24"D x 1 1/2"H Finish: Black-BL, Gray-GR	5296BL 5296GR	191.00	191.00	1	28	31	2.74	70

# Commercial Wire Shelving

<b>Commercial Wire Shelving</b>										
	<b>5276BL</b> 	Commercial Shelving Starter Unit - 36 x 18" Weight Capacity: 500 lbs./Shelf 36"W x 18"D x 72"H Finish: Black-BL	5276BL	236.00	236.00	1	46	46	3.27	70
	<b>5241BL</b> 	Commercial Wire Shelving Starter Unit - 48 x 18" Weight Capacity: 500 lbs./Shelf 48"W x 18"D x 72"H Finish: Black-BL	5241BL	263.00	263.00	1	52	53	3.81	70
	<b>5242BL</b> 	Extra Commercial Wire Shelves (2 Pack) - 48 x 18" Weight Capacity: 500 lbs./Shelf 48"W x 18"D x 1"H Finish: Black-BL	5242BL	134.00	134.00	1	21	23	2.03	70
	<b>5243BL</b> 	Extra Commercial Wire Shelves (2 Pack) - 36 x 18" Weight Capacity: 500 lbs./Shelf 36"W x 18"D x 1"H Finish: Black-BL	5243BL	110.00	110.00	2	16	18	1.65	70
	<b>5283</b> 	Caster Kit 5" Dia.	5283	151.00	151.00	1	12	12	0.42	65

Office Suites  
Seating  
Tables  
Desks  
Meeting Essentials  
Personal Organization  
Ergonomics  
High Density Storage  
Storage & Filing  
Facilities  
Technology Furniture  
Art & Engineering



# Steel Shelving

Office Suites  
Seating  
Tables

Desks  
Meeting Essentials

Personal Organization

Ergonomics





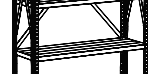
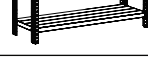

High Density Storage

Storage & Filing

Facilities

Technology Furniture


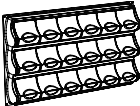
Art & Engineering

Model #	Description	Model #	List Price Ea.	List Carton Price	Quantity Per Carton	Actual Weight	S-Parcel Billable Weight	Carton Cube	Freight Class
<b>Commercial Steel Shelving - 75"H</b> 									
	<b>6265</b> Commercial Steel Shelving 36 x 12", 5 Shelf Kit Weight Capacity: 750 lbs./Shelf	6265	202.00	202.00	1	55	55	2.63	70
	<b>6266</b> Commercial Steel Shelving 36 x 18", 5 Shelf Kit Weight Capacity: 700 lbs./Shelf	6266	218.00	218.00	1	63	63	4.03	70
	<b>6267</b> Commercial Steel Shelving 36 x 24", 5 Shelf Kit Weight Capacity: 650 lbs./Shelf	6267	266.00	266.00	1	73	73	5.24	70
	<b>6268</b> Commercial Steel Shelving 36 x 12", 6 Shelf Kit Weight Capacity: 750 lbs./Shelf	6268	218.00	218.00	1	60	60	2.81	70
	<b>6269</b> Commercial Steel Shelving 36 x 18", 6 Shelf Kit Weight Capacity: 650 lbs./Shelf	6269	266.00	266.00	1	72	72	3.93	70
	<b>6270</b> Commercial Steel Shelving 36 x 24", 6 Shelf Kit Weight Capacity: 650 lbs./Shelf <b>Finish: Dark Gray</b>	6270	295.00	295.00	1	82	82	5.24	70

<b>Industrial Steel Shelving</b> 									
	<b>6250</b> Industrial Steel Shelving 12 x 36", 6 Shelf Pack Weight Capacity: 1,250 lbs./Shelf	6250	184.00	184.00	1	48	49	2.06	70
	<b>6251</b> Industrial Steel Shelving 12 x 48", 6 Shelf Pack Weight Capacity: 950 lbs./Shelf	6251	254.00	254.00	1	63	63	2.8	70
	<b>6252</b> Industrial Steel Shelving 18 x 36", 6 Shelf Pack Weight Capacity: 1,200 lbs./Shelf	6252	213.00	213.00	1	62	62	3.15	70
	<b>6253</b> Industrial Steel Shelving 18 x 48", 6 Shelf Pack Weight Capacity: 950 lbs./Shelf	6253	300.00	300.00	1	79	79	4.36	70
	<b>6254</b> Industrial Steel Shelving 24 x 36", 6 Shelf Pack Weight Capacity: 1,150 lbs./Shelf	6254	259.00	259.00	1	75	75	4.16	70
	<b>6255</b> Industrial Steel Shelving 24 x 48", 6 Shelf Pack Weight Capacity: 900 lbs./Shelf <b>Finish: Dark Gray</b>	6255	336.00	336.00	1	99	99	5.49	70
	<b>6256</b> Industrial Post Kit 1 1/2"W x 1 1/2"D x 85"H <b>Finish: Dark Gray</b> Post Kit includes four 85" high posts.	6256	137.00	137.00	1	22	23	0.38	70

**Industrial Steel Shelving Pack and Industrial Post Kit are shipped separately. Please order both.**

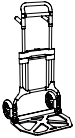


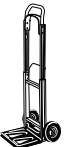







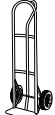
# Plastic Panel Bins

<b>Plastic Panel Bins</b>									
	<b>6110BL</b> Panel Bin - 9 Pocket 18 1/2"W x 5 1/4"D x 20 1/2"H <b>Finish: Black-BL</b>	6110BL	91.00	91.00	1	6	24	2.08	250
	<b>6112BL</b> Panel Bin - 18 Pocket 34"W x 5 1/4"D x 20 1/2"H <b>Finish: Black-BL</b>	6112BL	163.00	163.00	1	10	43	3.91	250

# Onyx™ Mesh Fold-Up Shelving

<b>Onyx™ Mesh Fold-Up Shelving</b>									
	<b>6240BL</b> Onyx™ Mesh Fold-Up Shelving 27 1/2"W x 11"D x 32 1/4"H <b>Finish: Black-BL</b>	6240BL	179.00	179.00	1	27	28	1.98	70

# Hand Trucks






Model #	Description	Model #	List Price Ea.	List Carton Price	Quantity Per Carton	Actual Weight	S-Parcel Billable Weight	Carton Cube	Freight Class
 <b>4055NC</b>	STOW AWAY® Heavy-Duty Hand Truck Capacity: 500 lbs. Size Extended: 23"W x 24"D x 50"H Size Collapsed: 23"W x 3"D x 39½"H Toe Plate: 23"W x 15½"D 8"Dia. solid rubber tires	4055NC	414.00	414.00	1	34	34	2.6	85
 <b>4062</b>	STOW AWAY® Hand Truck Capacity: 275 lbs. Size Extended: 19"W x 17¾"D x 38¾"H Size Collapsed: 19"W x 2¾"D x 28¾"H Toe Plate: 19"W x 11"D 7"Dia. solid rubber tires	4062	218.00	218.00	1	17	18	1.63	925
 <b>4049NC</b>	Stow and Go Cart™ Capacity: 110 lbs. Size Extended: 15¾"W x 16¾"D x 39½"H Size Collapsed: 15¾"W x 2½"D x 25"H Toe Plate: 15¾"W x 11"D 5"Dia. solid rubber retractable wheels	4049NC	138.00	138.00	1	8	8	0.82	100
 <b>4061</b>	Hide-Away® Aluminum Hand Truck Capacity: 250 lbs. Size Extended: 15¾"W x 16¾"D x 43¾"H Size Collapsed: 15¾"W x 8"D x 29"H Toe Plate: 14"W x 9"D 6"Dia. rubber tires on steel hub	4061	138.00	138.00	1	15	24	2.19	125
 <b>4054BL</b>	STOW AWAY® Crate Capacity: 50 lbs. Size Extended: 16½"W x 14¾"D x 39"H Size Collapsed: 16½"W x 3½"D x 18"H Finish: Black-BL	4054BL	64.00	64.00	1	10	10	0.78	85
 <b>4050</b>	Hide-Away® Convertible Hand Truck Capacity: 250 lbs./2 wheel 400 lbs./4 wheel Size Extended: 15¾"W x 43"D x 36"H Size Collapsed: 15¾"W x 9"D x 28¾"H Toe Plate: 14"W x 9"D Two 6" solid rubber wheels & two 3" solid rubber casters	4050	297.00	297.00	1	21	29	2.78	125
 <b>4086R</b>	Heavy-Duty Convertible Handle Truck Capacity: 500 lbs./2 wheel 600 lbs./4 wheel Size: 18"W x 16"D x 51"H Toe Plate: 14"W x 8"D Tire Size: 10 x 2¾"	4086R	550.00	550.00	1	35	92	8.96	250
 <b>4084R</b>	Heavy-Duty Loop Handle Hand Truck Capacity: 500 lbs. Size: 18"W x 16"D x 47"H Toe Plate: 14"W x 8"D Tire Size: 10 x 2¾"	4084R	428.00	428.00	1	28	100	9.58	250
 <b>4092</b>	Heavy-Duty Continuous Handle Hand Truck Capacity: 500 lbs. Size: 18"W x 16"D x 44"H Toe Plate: 14"W x 8"D Tire Size: 10 x 2¾"	4092	345.00	345.00	1	35	92	8.46	150
<b>Economy Hand Trucks</b>									
 <b>4069</b>	Economy C-Loop Steel Hand Truck Capacity: 400 lbs. Size: 19½"W x 14½"D x 45½"H Toe Plate: 14"W x 7"D Tire Size: 8 x 1¾"	4069	110.00	110.00	1	23	85	7.82	250
 <b>4070</b>	Economy Convertible Steel Hand Truck Capacity: 400 lbs./2 wheel 500 lbs./4 wheel Size: 18¾"W x 12"D x 52"H Toe Plate: 14"W x 7"D Tire Size: 8 x 1¾"	4070	184.00	184.00	1	28	83	7.63	250
 <b>4071</b>	Economy P-Handle Steel Hand Truck Capacity: 400 lbs. Size: 16"W x 16¾"D x 51½"H Toe Plate: 14"W x 7"D Tire Size: 8 x 1¾"	4071	158.00	158.00	1	20	81	7.74	250



These products are subject to California Proposition 65. Please visit the product detail page on our website for specific information.

Office Suites  
Seating  
Tables  
Desks  
Meeting Essentials  
Personal Organization  
Ergonomics  
High Density Storage  
Storage & Filing  
Facilities  
Technology Furniture  
Art & Engineering

# Platform Trucks

Model #	Description	Model #	List Price Ea.	List Carton Price	Quantity Per Carton	Actual Weight	S-Parcel Billable Weight	Carton Cube	Freight Class
 4053NC	STOW AWAY® Platform Truck Capacity: 1,000 lbs. Size: 24"W x 39"D x 40"H Platform Size: 24"W x 39"D Tire Size: 7"Dia.	4053NC	548.00	548.00	1	52	54	5.08	925
 4077	Small Platform Truck Capacity: 700 lbs. Size: 18½"W x 29¼"D x 32"H Platform Size: 18½"W x 29¼"D Tire Size: 4 x 1"	4077	339.00	339.00	1	25	25	1.74	70
 4078	Large Platform Truck Capacity: 900 lbs. Size: 24"W x 35½"D x 33½"H Platform Size: 24"W x 35½"D Tire Size: 5 x 1½"	4078	482.00	482.00	1	41	41	3.06	85
 4063	Large Economy Platform Truck Capacity: 500 lbs. Size: 24"W x 36"D x 34"H Platform Size: 24"W x 36"D Tire Size: 4 x 1"	4063	199.00	199.00	1	42	42	3.38	85
 4072	Small Economy Platform Truck Capacity: 400 lbs. Size: 18"W x 29"D x 33½"H Platform Size: 18"W x 29"D Tire Size: 4 x 1"	4072	139.00	139.00	1	22	22	2.01	925


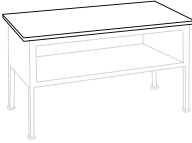
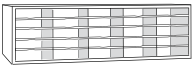



# Mailroom Carts

 7754	Wire Mail Cart Holds 120 legal folders Weight Capacity: 200 lbs./Shelf 35"W x 16½"D x 38½"H Finish: Gray	7754	311.00	311.00	1	20	30	2.7	125
 5235GR	Wire Mail Cart - 24" Holds 75 legal folders Weight Capacity: 200 lbs./Shelf 26¾"W x 18"D x 38½"H Finish: Gray-GR	5235GR	350.00	350.00	1	40	40	2.46	70
 5236GR	Wire Mail Cart - 36" Holds 150 legal folders Weight Capacity: 200 lbs./Shelf 39"W x 18½"D x 38½"H Finish: Gray-GR	5236GR	434.00	434.00	1	47	47	3.8	70
 5238BL	Scoot™ Steel Mail Cart - 20" Holds 75 legal folders Weight Capacity: 300 lbs. 22"W x 27"D x 40½"H Finish: Black-BL	5238BL	372.00	372.00	1	44	44	3.7	925
 5239BL	Scoot™ Steel Mail Cart - 32" Holds 150 legal folders Weight Capacity: 300 lbs. 22½"W x 39½"D x 40½"H Finish: Black-BL	5239BL	517.00	517.00	1	55	55	3.82	85

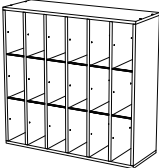
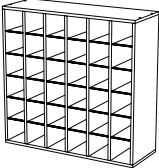



These products are subject to California Proposition 65. Please visit the product detail page on our website for specific information.

# E-Z Sort® Mailroom Sorters & Tables

Model #	Description	Model #	List Price Ea.	List Carton Price	Quantity Per Carton	Actual Weight	S-Parcel Billable Weight	Carton Cube	Freight Class
<b>Mailroom</b>									
 <b>7749</b>	Sorting Table Base/Shelf 60"W x 30"D x 28-36"H <b>Finish:</b> Black-BL, Gray-GR	7749BL 7749GR	750.00	750.00	1	59	59	2.34	100
 <b>7750</b>	Sorting Tabletop 60"W x 30"D x 1"H <b>Finish:</b> Black-BL, Cherry-CY, Gray-GR	7750BL 7750CY 7750GR	324.00	324.00	1	64	64	2.02	70
 <b>7751</b>	Sorter Module 57½"W x 13"D x 14½"H <b>Finish:</b> Black-BL, Gray-GR	7751BL 7751GR	515.00	515.00	1	57	57	2.77	100
 <b>7752</b>	Riser 57½"W x 13"D x 14"H <b>Finish:</b> Black-BL, Gray-GR	7752BL 7752GR	294.00	294.00	1	28	28	1.43	100
 <b>7753</b>	Additional Mail Trays 11"W x 12½"D x ½"H <b>Finish:</b> Black-BL, Gray-GR	7753BL 7753GR	68.00	68.00	5/Pack	4	6	0.5	70
 <b>7756</b>	Satellite Mail Station Base 57½"W x 18¼"D x 14" to 19"H <b>Finish:</b> Black-BL, Gray-GR	7756BL 7756GR	515.00	515.00	1	30	30	1.54	100

## Mail Sorters

Model #	Description	Model #	List Price Ea.	List Carton Price	Quantity Per Carton	Actual Weight	S-Parcel Billable Weight	Carton Cube	Freight Class
<b>Mail Sorters</b>									
 <b>7765</b>	Mail Sorter - 18 Compartment 33¾"W x 12"D x 32¾"H <b>Finish:</b> Black-BL, Gray-GR	7765BL 7765GR	249.00	249.00	1	63	63	1.91	85
 <b>7766</b>	Mail Sorter - 36 Compartment 33¾"W x 12"D x 32¾"H <b>Finish:</b> Black-BL, Gray-GR	7766BL 7766GR	282.00	282.00	1	62	62	1.9	85
 <b>7770</b>	Onyx™ Mail Sorter - 20 Compartment 56¾"W x 12¾"D x 32½"H <b>Finish:</b> Black-BL	7770BL	307.00	307.00	1	62	62	9.89	70

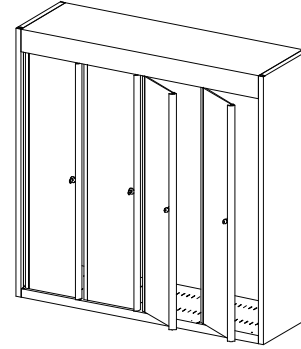
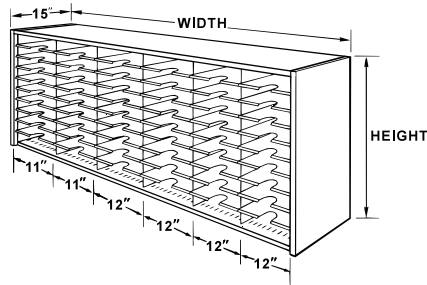
Office Suites  
Seating  
Tables  
Desks  
Meeting Essentials  
Personal Organization  
Ergonomics  
High Density Storage  
Storage & Filing  
Facilities  
Technology Furniture  
Art & Engineering

# Mailflow Systems® - Closed-Back Sorters


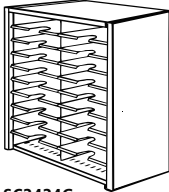


- All sorters are 15" deep
- Preconfigured models available or build-your-own by specifying empty, 12" deep shelving available in the "build-your-own" format only and adding components on pages 371-373 The letter "E" designates empty sorters
- Standard Plexiglas doors are clear
- For smoked Plexiglas, add 10% of list and an "S" suffix to Plexiglas door sorter
- Pricing below is for sorters with and without locking doors
- 50 lb. weight capacity per shelf
- Available in Safco® Corporate Colors

- For assistance with custom Mailflow Systems configuration contact Space Planning service at [spaceplanning@safcoproducts.com](mailto:spaceplanning@safcoproducts.com), see page 279 for more detail

Closed-Back Sorter (SC7233G)



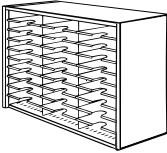





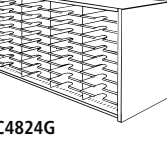

Closed-Back Sorter (SC4833EP)

Model #	Description	Model #	List Price Ea.	List Carton Price	Quantity Per Carton	Actual Weight	S-Parcel Billable Weight	Carton Cube	Freight Class
<b>SC2424</b> 	Mailflow System® Closed-Back Sorter								
	Shelf Capacity: 14								
	2 columns of 11"W Shelves								
	Size: 24"W x 15"D x 24"H								
	Size (Inside): 22"W x 15"D x 21"H								
	14 Sorting Pockets 15"D without Plexi Doors - G	SC2424G	1,378.00	1,378.00	1	80	-	-	-
	14 Sorting Pockets 14"D with Locking Plexi Doors - CP*	SC2424CP	2,142.00	2,142.00	1	90	-	-	-
	Empty Sorter without Plexi Doors - E	SC2424E	1,020.00	1,020.00	1	48	-	-	-
	Empty Sorter with Locking Plexi Doors - EP*	SC2424EP	1,995.00	1,995.00	1	58	-	-	-
 <b>SC2424G</b>	Mailflow System® Closed-Back Sorter								
	Shelf Capacity: 20								
	2 columns of 11"W Shelves								
	Size: 24"W x 15"D x 33"H								
	Size (Inside): 22"W x 15"D x 30"H								
	20 Sorting Pockets 15"D without Plexi Doors - G	SC2433G	1,709.00	1,709.00	1	106	-	-	-
	20 Sorting Pockets 14"D with Locking Plexi Doors - CP*	SC2433CP	2,504.00	2,504.00	1	116	-	-	-
	Empty Sorter without Plexi Doors - E	SC2433E	1,164.00	1,164.00	1	58	-	-	-
	Empty Sorter with Locking Plexi Doors - EP*	SC2433EP	1,995.00	1,995.00	1	68	-	-	-
<b>SC2441</b> 	Mailflow System® Closed-Back Sorter								
	Shelf Capacity: 24								
	2 columns of 11"W Shelves								
	Size: 24"W x 15"D x 41"H								
	Size (Inside): 22"W x 15"D x 38"H								
	24 Sorting Pockets 15"D without Plexi Doors - G	SC2441G	1,919.00	1,919.00	1	127	-	-	-
	24 Sorting Pockets 14"D with Locking Plexi Doors - CP*	SC2441CP	2,895.00	2,895.00	1	137	-	-	-
	Empty Sorter without Plexi Doors - E	SC2441E	1,353.00	1,353.00	1	68	-	-	-
	Empty Sorter with Locking Plexi Doors - EP*	SC2441EP	2,295.00	2,295.00	1	78	-	-	-
<b>SC2448</b> 	Mailflow System® Closed-Back Sorter								
	Shelf Capacity: 30								
	2 columns of 11"W Shelves								
	Size: 24"W x 15"D x 48"H								
	Size (Inside): 22"W x 15"D x 45"H								
	30 Sorting Pockets 15"D without Plexi Doors - G	SC2448G	2,104.00	2,104.00	1	152	-	-	-
	30 Sorting Pockets 14"D with Locking Plexi Doors - CP*	SC2448CP	3,255.00	3,255.00	1	162	-	-	-
	Empty Sorter without Plexi Doors - E	SC2448E	1,415.00	1,415.00	1	78	-	-	-
	Empty Sorter with Locking Plexi Doors - EP*	SC2448EP	2,447.00	2,447.00	1	88	-	-	-

**Note:** All preconfigured models are standard with two columns of 11" wide shelves and the remaining columns with 12" wide shelves. You may receive extra shelves with preconfigured sorters.

\* For smoked Plexiglas, add 10% of list and an "S" suffix to Plexiglas door sorter.

# Mailflow Systems® - Closed-Back Sorters

Model #	Description	Model #	List Price Ea.	List Carton Price	Quantity Per Carton	Actual Weight	S-Parcel Billable Weight	Carton Cube	Freight Class
<b>SC3624</b> 	Mailflow System® Closed-Back Sorter Shelf Capacity: 21 2 columns of 11"W & 1 column 12"W Shelves Size: 36"W x 15"D x 24"H Size (Inside): 34"W x 15"D x 21"H								
	21 Sorting Pockets 15"D without Plexi Doors - G	SC3624G	1,444.00	1,444.00	1	115	-	-	-
	21 Sorting Pockets 14"D with Locking Plexi Doors - CP*	SC3624CP	3,081.00	3,081.00	1	125	-	-	-
	Empty Sorter without Plexi Doors - E	SC3624E	1,077.00	1,077.00	1	67	-	-	-
	Empty Sorter with Locking Plexi Doors - EP*	SC3624EP	2,560.00	2,560.00	1	77	-	-	-
<b>SC3633</b> 	Mailflow System® Closed-Back Sorter Shelf Capacity: 30 2 columns of 11"W & 1 column 12"W Shelves Size: 36"W x 15"D x 33"H Size (Inside): 34"W x 15"D x 30"H								
	30 Sorting Pockets 15"D without Plexi Doors - G	SC3633G	1,900.00	1,900.00	1	152	-	-	-
	30 Sorting Pockets 14"D with Locking Plexi Doors - CP*	SC3633CP	3,895.00	3,895.00	1	162	-	-	-
	Empty Sorter without Plexi Doors - E	SC3633E	1,370.00	1,370.00	1	80	-	-	-
	Empty Sorter with Locking Plexi Doors - EP*	SC3633EP	2,730.00	2,730.00	1	90	-	-	-
<b>SC3641</b> 	Mailflow System® Closed-Back Sorter Shelf Capacity: 36 2 columns of 11"W & 1 column 12"W Shelves Size: 36"W x 15"D x 41"H Size (Inside): 34"W x 15"D x 38"H								
	36 Sorting Pockets 15"D without Plexi Doors - G	SC3641G	2,010.00	2,010.00	1	181	-	-	-
	36 Sorting Pockets 14"D with Locking Plexi Doors - CP*	SC3641CP	4,009.00	4,009.00	1	191	-	-	-
	Empty Sorter without Plexi Doors - E	SC3641E	1,189.00	1,189.00	1	93	-	-	-
	Empty Sorter with Locking Plexi Doors - EP*	SC3641EP	2,993.00	2,993.00	1	103	-	-	-
<b>SC3648</b> 	Mailflow System® Closed-Back Sorter Shelf Capacity: 45 2 columns of 11"W & 1 column 12"W Shelves Size: 36"W x 15"D x 48"H Size (Inside): 34"W x 15"D x 45"H								
	45 Sorting Pockets 15"D without Plexi Doors - G	SC3648G	2,323.00	2,323.00	1	218	-	-	-
	45 Sorting Pockets 14"D with Locking Plexi Doors - CP*	SC3648CP	4,666.00	4,666.00	1	228	-	-	-
	Empty Sorter without Plexi Doors - E	SC3648E	1,461.00	1,461.00	1	107	-	-	-
	Empty Sorter with Locking Plexi Doors - EP*	SC3648EP	3,160.00	3,160.00	1	117	-	-	-
<b>SC4824</b> 	Mailflow System® Closed-Back Sorter Shelf Capacity: 28 2 columns of 11"W & 2 column 12"W Shelves Size: 48"W x 15"D x 24"H Size (Inside): 46"W x 15"D x 21"H								
	28 Sorting Pockets 15"D without Plexi Doors - G	SC4824G	2,082.00	2,082.00	1	150	-	-	-
	28 Sorting Pockets 14"D with Locking Plexi Doors - CP*	SC4824CP	3,687.00	3,687.00	1	160	-	-	-
	Empty Sorter without Plexi Doors - E	SC4824E	1,270.00	1,270.00	1	86	-	-	-
	Empty Sorter with Locking Plexi Doors - EP*	SC4824EP	3,181.00	3,181.00	1	96	-	-	-
<b>SC4833</b> 	Mailflow System® Closed-Back Sorter Shelf Capacity: 40 2 columns of 11"W & 2 column 12"W Shelves Size: 48"W x 15"D x 33"H Size (Inside): 46"W x 15"D x 30"H								
	40 Sorting Pockets 15"D without Plexi Doors - G	SC4833G	2,532.00	2,532.00	1	198	-	-	-
	40 Sorting Pockets 14"D with Locking Plexi Doors - CP*	SC4833CP	4,367.00	4,367.00	1	208	-	-	-
	Empty Sorter without Plexi Doors - E	SC4833E	1,440.00	1,440.00	1	102	-	-	-
	Empty Sorter with Locking Plexi Doors - EP*	SC4833EP	3,386.00	3,386.00	1	112	-	-	-
<b>SC4841</b> 	Mailflow System® Closed-Back Sorter Shelf Capacity: 48 2 columns of 11"W & 2 column 12"W Shelves Size: 48"W x 15"D x 41"H Size (Inside): 46"W x 15"D x 38"H								
	48 Sorting Pockets 15"D without Plexi Doors - G	SC4841G	2,850.00	2,850.00	1	235	-	-	-
	48 Sorting Pockets 14"D with Locking Plexi Doors - CP*	SC4841CP	5,177.00	5,177.00	1	245	-	-	-
	Empty Sorter without Plexi Doors - E	SC4841E	1,518.00	1,518.00	1	118	-	-	-
	Empty Sorter with Locking Plexi Doors - EP*	SC4841EP	3,765.00	3,765.00	1	128	-	-	-
<b>SC4848</b> 	Mailflow System® Closed-Back Sorter Shelf Capacity: 60 2 columns of 11"W & 2 column 12"W Shelves Size: 48"W x 15"D x 48"H Size (Inside): 46"W x 15"D x 45"H								
	60 Sorting Pockets 15"D without Plexi Doors - G	SC4848G	3,499.00	3,499.00	1	283	-	-	-
	60 Sorting Pockets 14"D with Locking Plexi Doors - CP*	SC4848CP	5,894.00	5,894.00	1	293	-	-	-
	Empty Sorter without Plexi Doors - E	SC4848E	1,847.00	1,847.00	1	135	-	-	-
	Empty Sorter with Locking Plexi Doors - EP*	SC4848EP	3,988.00	3,988.00	1	145	-	-	-


Note: All preconfigured models are standard with two columns of 11" wide shelves and the remaining columns with 12" wide shelves. You may receive extra shelves with preconfigured sorters.

\* For smoked Plexiglas, add 10% of list and an "S" suffix to Plexiglas door sorter.

Office Suites  
Seating  
Tables  
Desks  
Meeting Essentials  
Personal Organization  
Ergonomics  
High Density Storage  
Storage & Filing  
Facilities  
Technology Furniture  
Art & Engineering

# Mailflow Systems® - Closed-Back Sorters

Office Suites  
Seating  
Tables  
Desks  
Meeting Essentials  
Personal Organization  
Ergonomics  
High Density Storage  
Storage & Filing  
Facilities  
Technology Furniture  
Art & Engineering

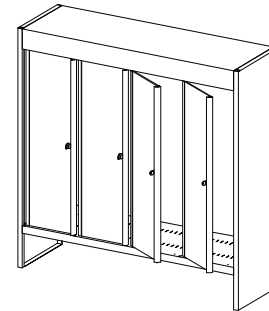
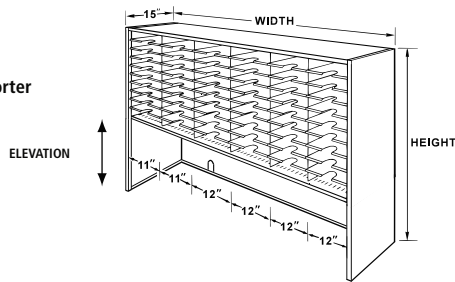
Model #	Description	Model #	List Price Ea.	List Carton Price	Quantity Per Carton	Actual Weight	S-Parcel Billable Weight	Carton Cube	Freight Class
<b>SC6024</b> 	Mailflow System® Closed-Back Sorter Shelf Capacity: 35 2 columns of 11"W & 3 column 12"W Shelves Size: 60"W x 15"D x 24"H Size (Inside): 58"W x 15"D x 21"H 35 Sorting Pockets 15"D without Plexi Doors - G	SC6024G	2,380.00	2,380.00	1	185	-	-	-
	35 Sorting Pockets 14"D with Locking Plexi Doors - CP*	SC6024CP	4,425.00	4,425.00	1	195	-	-	-
	Empty Sorter without Plexi Doors - E	SC6024E	1,368.00	1,368.00	1	105	-	-	-
	Empty Sorter with Locking Plexi Doors - EP*	SC6024EP	3,727.00	3,727.00	1	115	-	-	-
<b>SC6033</b>	Mailflow System® Closed-Back Sorter Shelf Capacity: 50 2 columns of 11"W & 3 column 12"W Shelves Size: 60"W x 15"D x 33"H Size (Inside): 58"W x 15"D x 30"H 50 Sorting Pockets 15"D without Plexi Doors - G	SC6033G	2,997.00	2,997.00	1	230	-	-	-
	50 Sorting Pockets 14"D with Locking Plexi Doors - CP*	SC6033CP	5,422.00	5,422.00	1	240	-	-	-
	Empty Sorter without Plexi Doors - E	SC6033E	1,498.00	1,498.00	1	110	-	-	-
	Empty Sorter with Locking Plexi Doors - EP*	SC6033EP	4,008.00	4,008.00	1	120	-	-	-
<b>SC6041</b>	Mailflow System® Closed-Back Sorter Shelf Capacity: 60 2 columns of 11"W & 3 column 12"W Shelves Size: 60"W x 15"D x 41"H Size (Inside): 58"W x 15"D x 38"H 60 Sorting Pockets 15"D without Plexi Doors - G	SC6041G	3,446.00	3,446.00	1	261	-	-	-
	60 Sorting Pockets 14"D with Locking Plexi Doors - CP*	SC6041CP	6,270.00	6,270.00	1	271	-	-	-
	Empty Sorter without Plexi Doors - E	SC6041E	1,644.00	1,644.00	1	115	-	-	-
	Empty Sorter with Locking Plexi Doors - EP*	SC6041EP	4,441.00	4,441.00	1	125	-	-	-
<b>SC6048</b>	Mailflow System® Closed-Back Sorter Shelf Capacity: 75 2 columns of 11"W & 3 column 12"W Shelves Size: 60"W x 15"D x 48"H Size (Inside): 58"W x 15"D x 45"H 75 Sorting Pockets 15"D without Plexi Doors - G	SC6048G	4,052.00	4,052.00	1	306	-	-	-
	75 Sorting Pockets 14"D with Locking Plexi Doors - CP*	SC6048CP	7,057.00	7,057.00	1	316	-	-	-
	Empty Sorter without Plexi Doors - E	SC6048E	2,068.00	2,068.00	1	120	-	-	-
	Empty Sorter with Locking Plexi Doors - EP*	SC6048EP	4,743.00	4,743.00	1	130	-	-	-
<b>SC7224</b>	Mailflow System® Closed-Back Sorter Shelf Capacity: 42 2 columns of 11"W & 4 column 12"W Shelves Size: 72"W x 15"D x 24"H Size (Inside): 70"W x 15"D x 21"H 42 Sorting Pockets 15"D without Plexi Doors - G	SC7224G	2,823.00	2,823.00	1	214	-	-	-
	42 Sorting Pockets 14"D with Locking Plexi Doors - CP*	SC7224CP	5,210.00	5,210.00	1	224	-	-	-
	Empty Sorter without Plexi Doors - E	SC7224E	1,568.00	1,568.00	1	118	-	-	-
	Empty Sorter with Locking Plexi Doors - EP*	SC7224EP	4,348.00	4,348.00	1	128	-	-	-
<b>SC7233</b>	Mailflow System® Closed-Back Sorter Shelf Capacity: 60 2 columns of 11"W & 4 column 12"W Shelves Size: 72"W x 15"D x 33"H Size (Inside): 70"W x 15"D x 30"H 60 Sorting Pockets 15"D without Plexi Doors - G	SC7233G	3,543.00	3,543.00	1	269	-	-	-
	60 Sorting Pockets 14"D with Locking Plexi Doors - CP*	SC7233CP	6,270.00	6,270.00	1	279	-	-	-
	Empty Sorter without Plexi Doors - E	SC7233E	1,644.00	1,644.00	1	125	-	-	-
	Empty Sorter with Locking Plexi Doors - EP*	SC7233EP	4,688.00	4,688.00	1	135	-	-	-
<b>SC7241</b>	Mailflow System® Closed-Back Sorter Shelf Capacity: 72 2 columns of 11"W & 4 column 12"W Shelves Size: 72"W x 15"D x 41"H Size (Inside): 70"W x 15"D x 38"H 72 Sorting Pockets 15"D without Plexi Doors - G	SC7241G	4,027.00	4,027.00	1	309	-	-	-
	72 Sorting Pockets 14"D with Locking Plexi Doors - CP*	SC7241CP	7,454.00	7,454.00	1	319	-	-	-
	Empty Sorter without Plexi Doors - E	SC7241E	2,044.00	2,044.00	1	133	-	-	-
	Empty Sorter with Locking Plexi Doors - EP*	SC7241EP	5,210.00	5,210.00	1	143	-	-	-
<b>SC7248</b>	Mailflow System® Closed-Back Sorter Shelf Capacity: 90 2 columns of 11"W & 4 column 12"W Shelves Size: 72"W x 15"D x 48"H Size (Inside): 70"W x 15"D x 45"H 90 Sorting Pockets 15"D without Plexi Doors - G	SC7248G	4,758.00	4,758.00	1	364	-	-	-
	90 Sorting Pockets 14"D with Locking Plexi Doors - CP*	SC7248CP	8,526.00	8,526.00	1	374	-	-	-
	Empty Sorter without Plexi Doors - E	SC7248E	2,169.00	2,169.00	1	140	-	-	-
	Empty Sorter with Locking Plexi Doors - EP*	SC7248EP	5,553.00	5,553.00	1	150	-	-	-

Note: All preconfigured models are standard with two columns of 11" wide shelves and the remaining columns with 12" wide shelves. You may receive extra shelves with sorters.

\* For smoked Plexiglas, add 10% of list and an "S" suffix to Plexiglas door sorter.

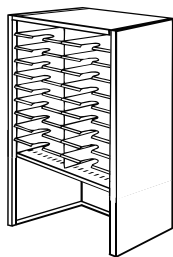
- All sorters are 15" deep
- Sorting shelves are 12", 14" or 15" deep. Adjust on 1/2" H increments
- Preconfigured models available, or build-your-own by specifying empty, 12" deep shelving available in the "build-your-own" format only and adding components on pages 371-373. The letter "E" designates empty sorters
- For smoked Plexiglas, add 10% of list and an "S" suffix to standard Plexiglas door sorter
- Pricing below is for sorters with and without locking doors

Elevated Closed-Back Sorter (SC7248GH)



Elevated Closed-Back Sorter (SC4848EPL)

Model #	Description	Model #	List Price Ea.	List Carton Price	Quantity Per Carton	Actual Weight	S-Parcel Billable Weight	Carton Cube	Freight Class
<b>SC2433</b>	Mailflow System® Elevated 9"H Closed-Back Sorter Shelf Capacity: 14 2 columns of 11"W Shelves Size: 24"W x 15"D x 33"H Size (Inside): 22"W x 15"D x 21"H 14 Sorting Pockets 15"D without Plexi Doors - GL 14 Sorting Pockets 14"D with Locking Plexi Doors - CPL* Empty Sorter without Plexi Doors - EL Empty Sorter with Locking Plexi Doors - EPL*	SC2433GL SC2433CPL SC2433EL SC2433EPL	1,517.00 2,238.00 1,164.00 2,090.00	1,517.00 2,238.00 1,164.00 2,090.00	1 1 1 1	95 105 58 68	- - - -	- - - -	- - - -
<b>SC2441</b>	Mailflow System® Elevated 8"H Closed-Back Sorter Shelf Capacity: 20 2 columns of 11"W Shelves Size: 24"W x 15"D x 41"H Size (Inside): 22"W x 15"D x 30"H 20 Sorting Pockets 15"D without Plexi Doors - GL 20 Sorting Pockets 14"D with Locking Plexi Doors - CPL* Empty Sorter without Plexi Doors - EL Empty Sorter with Locking Plexi Doors - EPL*	SC2441GL SC2441CPL SC2441EL SC2441EPL	1,897.00 2,783.00 1,279.00 2,238.00	1,897.00 2,783.00 1,279.00 2,238.00	1 1 1 1	111 121 68 78	- - - -	- - - -	- - - -
<b>SC2441GH</b>	Mailflow System® Elevated 17"H Closed-Back Sorter Shelf Capacity: 14 2 columns of 11"W Shelves Size: 24"W x 15"D x 41"H Size (Inside): 22"W x 15"D x 21"H 14 Sorting Pockets 15"D without Plexi Doors - GH 14 Sorting Pockets 14"D with Locking Plexi Doors - CPH* Empty Sorter without Plexi Doors - EH Empty Sorter with Locking Plexi Doors - EPH*	SC2441GH SC2441CPH SC2441EH SC2441EPH	1,710.00 2,540.00 1,279.00 2,129.00	1,710.00 2,540.00 1,279.00 2,129.00	1 1 1 1	105 115 68 78	- - - -	- - - -	- - - -
<b>SC2448</b>	Mailflow System® Elevated 7"H Closed-Back Sorter Shelf Capacity: 24 2 columns of 11"W Shelves Size: 24"W x 15"D x 48"H Size (Inside): 22"W x 15"D x 38"H 24 Sorting Pockets 15"D without Plexi Doors - GL 24 Sorting Pockets 14"D with Locking Plexi Doors - CPL* Empty Sorter without Plexi Doors - EL Empty Sorter with Locking Plexi Doors - EPL*	SC2448GL SC2448CPL SC2448EL SC2448EPL	2,104.00 3,386.00 1,370.00 2,634.00	2,104.00 3,386.00 1,370.00 2,634.00	1 1 1 1	132 142 78 88	- - - -	- - - -	- - - -
<b>SC2448GH</b>	Mailflow System® Elevated 15"H Closed-Back Sorter Shelf Capacity: 20 2 columns of 11"W Shelves Size: 24"W x 15"D x 48"H Size (Inside): 22"W x 15"D x 30"H 20 Sorting Pockets 15"D without Plexi Doors - GH 20 Sorting Pockets 14"D with Locking Plexi Doors - CPH* Empty Sorter without Plexi Doors - EH Empty Sorter with Locking Plexi Doors - EPH*	SC2448GH SC2448CPH SC2448EH SC2448EPH	2,017.00 2,652.00 1,370.00 2,315.00	2,017.00 2,652.00 1,370.00 2,315.00	1 1 1 1	132 142 78 88	- - - -	- - - -	- - - -



SC2433GL



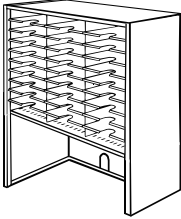


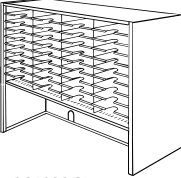
Note: All preconfigured models are standard with two columns of 11" wide shelves and the remaining columns with 12" wide shelves. You may receive extra shelves with sorters.

\* For smoked Plexiglas, add 10% of list and an "S" suffix to Plexiglas door sorter.



# Mailflow Systems® - Elevated Closed-Back Sorters

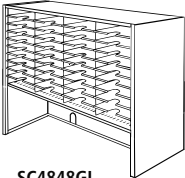
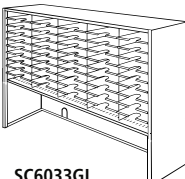

Office Suites  
Seating  
Tables  
Desks  
Meeting Essentials  
Personal Organization  
Ergonomics  
High Density Storage  
Storage & Filing  
Facilities  
Technology Furniture  
Art & Engineering

Model #	Description	Model #	List Price Ea.	List Carton Price	Quantity Per Carton	Actual Weight	S-Parcel Billable Weight	Carton Cube	Freight Class
<b>SC3633</b> 	Mailflow System® Elevated 9"H Closed-Back Sorter Shelf Capacity: 21								
	2 columns of 11"W & 1 column 12"W Shelves Size: 36"W x 15"D x 33"H Size (Inside): 34"W x 15"D x 21"H								
	21 Sorting Pockets 15"D without Plexi Doors - GL	SC3633GL	1,700.00	1,700.00	1	128	-	-	-
	21 Sorting Pockets 14"D with Locking Plexi Doors - CPL*	SC3633CPL	3,011.00	3,011.00	1	138	-	-	-
	Empty Sorter without Plexi Doors - EL	SC3633EL	1,279.00	1,279.00	1	80	-	-	-
	Empty Sorter with Locking Plexi Doors - EPL*	SC3633EPL	2,691.00	2,691.00	1	90	-	-	-
<b>SC3641</b> 	Mailflow System® Elevated 8"H Closed-Back Sorter Shelf Capacity: 30								
	2 columns of 11"W & 1 column 12"W Shelves Size: 36"W x 15"D x 41"H Size (Inside): 34"W x 15"D x 30"H								
	30 Sorting Pockets 15"D without Plexi Doors - GL	SC3641GL	2,193.00	2,193.00	1	168	-	-	-
	30 Sorting Pockets 14"D with Locking Plexi Doors - CPL*	SC3641CPL	3,687.00	3,687.00	1	178	-	-	-
	Empty Sorter without Plexi Doors - EL	SC3641EL	1,425.00	1,425.00	1	93	-	-	-
	Empty Sorter with Locking Plexi Doors - EPL*	SC3641EPL	2,895.00	2,895.00	1	103	-	-	-
<b>SC3633GL</b> 	Mailflow System® Elevated 17"H Closed-Back Sorter Shelf Capacity: 21								
	2 columns of 11"W & 1 column 12"W Shelves Size: 36"W x 15"D x 41"H Size (Inside): 34"W x 15"D x 21"H								
	21 Sorting Pockets 15"D without Plexi Doors - GH	SC3641GH	1,826.00	1,826.00	1	149	-	-	-
	21 Sorting Pockets 14"D with Locking Plexi Doors - CPH*	SC3641CPH	3,315.00	3,315.00	1	159	-	-	-
	Empty Sorter without Plexi Doors - EH	SC3641EH	1,425.00	1,425.00	1	93	-	-	-
	Empty Sorter with Locking Plexi Doors - EPH*	SC3641EPH	2,768.00	2,768.00	1	103	-	-	-
<b>SC3648</b> 	Mailflow System® Elevated 7"H Closed-Back Sorter Shelf Capacity: 36								
	2 columns of 11"W & 1 column 12"W Shelves Size: 36"W x 15"D x 48"H Size (Inside): 34"W x 15"D x 38"H								
	36 Sorting Pockets 15"D without Plexi Doors - GL	SC3648GL	2,467.00	2,467.00	1	198	-	-	-
	36 Sorting Pockets 14"D with Locking Plexi Doors - CPL*	SC3648CPL	4,328.00	4,328.00	1	208	-	-	-
	Empty Sorter without Plexi Doors - EL	SC3648EL	1,553.00	1,553.00	1	107	-	-	-
	Empty Sorter with Locking Plexi Doors - EPL*	SC3648EPL	3,198.00	3,198.00	1	117	-	-	-
	Mailflow System® Elevated 15"H Closed-Back Sorter Shelf Capacity: 20								
	2 columns of 11"W & 1 column 12"W Shelves Size: 24"W x 15"D x 48"H Size (Inside): 22"W x 15"D x 30"H								
	20 Sorting Pockets 15"D without Plexi Doors - GH	SC3648GH	2,381.00	2,381.00	1	187	-	-	-
	20 Sorting Pockets 14"D with Locking Plexi Doors - CPH*	SC3648CPH	3,687.00	3,687.00	1	197	-	-	-
	Empty Sorter without Plexi Doors - EH	SC3648EH	1,553.00	1,553.00	1	107	-	-	-
	Empty Sorter with Locking Plexi Doors - EPH*	SC3648EPH	2,916.00	2,916.00	1	117	-	-	-
<b>SC4833</b> 	Mailflow System® Elevated 9"H Closed-Back Sorter Shelf Capacity: 28								
	2 columns of 11"W & 2 column 12"W Shelves Size: 48"W x 15"D x 33"H Size (Inside): 46"W x 15"D x 21"H								
	28 Sorting Pockets 15"D without Plexi Doors - GL	SC4833GL	2,148.00	2,148.00	1	160	-	-	-
	28 Sorting Pockets 14"D with Locking Plexi Doors - CPL*	SC4833CPL	3,800.00	3,800.00	1	170	-	-	-
	Empty Sorter without Plexi Doors - EL	SC4833EL	1,440.00	1,440.00	1	102	-	-	-
	Empty Sorter with Locking Plexi Doors - EPL*	SC4833EPL	3,315.00	3,315.00	1	112	-	-	-
<b>SC4841</b> 	Mailflow System® Elevated 8"H Closed-Back Sorter Shelf Capacity: 40								
	2 columns of 11"W & 2 column 12"W Shelves Size: 48"W x 15"D x 41"H Size (Inside): 46"W x 15"D x 30"H								
	40 Sorting Pockets 15"D without Plexi Doors - GL	SC4841GL	2,732.00	2,732.00	1	224	-	-	-
	40 Sorting Pockets 14"D with Locking Plexi Doors - CPL*	SC4841CPL	4,520.00	4,520.00	1	234	-	-	-
	Empty Sorter without Plexi Doors - EL	SC4841EL	1,643.00	1,643.00	1	118	-	-	-
	Empty Sorter with Locking Plexi Doors - EPL*	SC4841EPL	3,575.00	3,575.00	1	128	-	-	-
	Mailflow System® Elevated 17"H Closed-Back Sorter Shelf Capacity: 28								
	2 columns of 11"W & 2 column 12"W Shelves Size: 48"W x 15"D x 41"H Size (Inside): 46"W x 15"D x 21"H								
	28 Sorting Pockets 15"D without Plexi Doors - GH	SC4841GH	2,277.00	2,277.00	1	193	-	-	-
	28 Sorting Pockets 14"D with Locking Plexi Doors - CPH*	SC4841CPH	4,066.00	4,066.00	1	203	-	-	-
	Empty Sorter without Plexi Doors - EH	SC4841EH	1,643.00	1,643.00	1	118	-	-	-
	Empty Sorter with Locking Plexi Doors - EPH*	SC4841EPH	3,408.00	3,408.00	1	128	-	-	-

**Note:** All preconfigured models are standard with two columns of 11" wide shelves and the remaining columns with 12" wide shelves. You may receive extra shelves with sorters.

\* For smoked Plexiglas, add 10% of list and an "S" suffix to Plexiglas door sorter.

# Mailflow Systems® - Elevated Closed-Back Sorters

Model #	Description	Model #	List Price Ea.	List Carton Price	Quantity Per Carton	Actual Weight	S-Parcel Billable Weight	Carton Cube	Freight Class	
	<b>SC4848</b> Mailflow System® Elevated 7" H Closed-Back Sorter Shelf Capacity: 48 2 columns of 11" W & 2 column 12" W Shelves Size: 48" W x 15" D x 48" H Size (Inside): 46" W x 15" D x 38" H									
	48 Sorting Pockets 15" D without Plexi Doors - GL	SC4848GL	3,332.00	3,332.00	1	263	-	-	-	
	48 Sorting Pockets 14" D with Locking Plexi Doors - CPL*	SC4848CPL	5,270.00	5,270.00	1	273	-	-	-	
	Empty Sorter without Plexi Doors - EL	SC4848EL	1,738.00	1,738.00	1	135	-	-	-	
	Empty Sorter with Locking Plexi Doors - EPL*	SC4848EPL	3,952.00	3,952.00	1	145	-	-	-	
	Mailflow System® Elevated 15" H Closed-Back Sorter Shelf Capacity: 40 2 columns of 11" W & 2 column 12" W Shelves Size: 48" W x 15" D x 48" H Size (Inside): 46" W x 15" D x 30" H									
	40 Sorting Pockets 15" D without Plexi Doors - GH	SC4848GH	2,926.00	2,926.00	1	241	-	-	-	
	40 Sorting Pockets 14" D with Locking Plexi Doors - CPH*	SC4848CPH	4,574.00	4,574.00	1	251	-	-	-	
	Empty Sorter without Plexi Doors - EH	SC4848EH	1,738.00	1,738.00	1	135	-	-	-	
	Empty Sorter with Locking Plexi Doors - EPH*	SC4848EPH	3,649.00	3,649.00	1	145	-	-	-	
	<b>SC6033</b> Mailflow System® Elevated 9" H Closed-Back Sorter Shelf Capacity: 35 2 columns of 11" W & 3 column 12" W Shelves Size: 60" W x 15" D x 33" H Size (Inside): 58" W x 15" D x 21" H									
	35 Sorting Pockets 15" D without Plexi Doors - GL	SC6033GL	2,520.00	2,520.00	1	203	-	-	-	
	35 Sorting Pockets 14" D with Locking Plexi Doors - CPL*	SC6033CPL	4,537.00	4,537.00	1	213	-	-	-	
	Empty Sorter without Plexi Doors - EL	SC6033EL	1,592.00	1,592.00	1	110	-	-	-	
	Empty Sorter with Locking Plexi Doors - EPL*	SC6033EPL	3,879.00	3,879.00	1	120	-	-	-	
	<b>SC6041</b> Mailflow System® Elevated 8" H Closed-Back Sorter Shelf Capacity: 50 2 columns of 11" W & 3 column 12" W Shelves Size: 60" W x 15" D x 41" H Size (Inside): 58" W x 15" D x 30" H									
	50 Sorting Pockets 15" D without Plexi Doors - GL	SC6041GL	3,197.00	3,197.00	1	248	-	-	-	
	50 Sorting Pockets 14" D with Locking Plexi Doors - CPL*	SC6041CPL	5,459.00	5,459.00	1	258	-	-	-	
	Empty Sorter without Plexi Doors - EL	SC6041EL	1,738.00	1,738.00	1	115	-	-	-	
	Empty Sorter with Locking Plexi Doors - EPL*	SC6041EPL	4,178.00	4,178.00	1	125	-	-	-	
	Mailflow System® Elevated 17" H Closed-Back Sorter Shelf Capacity: 35 2 columns of 11" W & 3 column 12" W Shelves Size: 60" W x 15" D x 41" H Size (Inside): 58" W x 15" D x 21" H									
	35 Sorting Pockets 15" D without Plexi Doors - GH	SC6041GH	2,712.00	2,712.00	1	208	-	-	-	
	35 Sorting Pockets 14" D with Locking Plexi Doors - CPH*	SC6041CPH	4,191.00	4,191.00	1	218	-	-	-	
	Empty Sorter without Plexi Doors - EH	SC6041EH	1,738.00	1,738.00	1	115	-	-	-	
	Empty Sorter with Locking Plexi Doors - EPH*	SC6041EPH	3,952.00	3,952.00	1	125	-	-	-	
	<b>SC6048</b> Mailflow System® Elevated 7" H Closed-Back Sorter Shelf Capacity: 60 2 columns of 11" W & 3 column 12" W Shelves Size: 60" W x 15" D x 48" H Size (Inside): 58" W x 15" D x 38" H									
	60 Sorting Pockets 15" D without Plexi Doors - GL	SC6048GL	3,714.00	3,714.00	1	275	-	-	-	
	60 Sorting Pockets 14" D with Locking Plexi Doors - CPL*	SC6048CPL	6,400.00	6,400.00	1	285	-	-	-	
	Empty Sorter without Plexi Doors - EL	SC6048EL	1,826.00	1,826.00	1	120	-	-	-	
	Empty Sorter with Locking Plexi Doors - EPL*	SC6048EPL	4,629.00	4,629.00	1	130	-	-	-	
Mailflow System® Elevated 15" H Closed-Back Sorter Shelf Capacity: 50 2 columns of 11" W & 3 column 12" W Shelves Size: 60" W x 15" D x 48" H Size (Inside): 58" W x 15" D x 30" H	50 Sorting Pockets 15" D without Plexi Doors - GH	SC6048GH	3,393.00	3,393.00	1	233	-	-	-	
	50 Sorting Pockets 14" D with Locking Plexi Doors - CPH*	SC6048CPH	5,630.00	5,630.00	1	245	-	-	-	
	Empty Sorter without Plexi Doors - EH	SC6048EH	1,826.00	1,826.00	1	120	-	-	-	
	Empty Sorter with Locking Plexi Doors - EPH*	SC6048EPH	4,271.00	4,271.00	1	130	-	-	-	

Note: All preconfigured models are standard with two columns of 11" wide shelves and the remaining columns with 12" wide shelves. You may receive extra shelves with sorters.

\* For smoked Plexiglas, add 10% of list and an "S" suffix to Plexiglas door sorter.

Office Suites  
Seating  
Tables  
Desks  
Meeting Essentials  
Personal Organization  
Ergonomics  
High Density Storage  
Storage & Filing  
Facilities  
Technology Furniture  
Art & Engineering

# Mailflow Systems® - Elevated Closed-Back Sorters

Office Suites

Seating

Tables

Desks

Meeting Essentials

Personal Organization

Ergonomics

High Density Storage

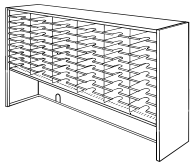
Storage &amp; Filing

Facilities

Technology Furniture

Art &amp; Engineering

Model #	Description	Model #	List Price Ea.	List Carton Price	Quantity Per Carton	Actual Weight	S-Parcel Billable Weight	Carton Cube	Freight Class
<b>SC7233</b>	Mailflow System® Elevated 9"H Closed-Back Sorter Shelf Capacity: 42 2 columns of 11"W & 4 column 12"W Shelves Size: 72"W x 15"D x 33"H Size (Inside): 70"W x 15"D x 21"H 42 Sorting Pockets 15"D without Plexi Doors - GL 42 Sorting Pockets 14"D with Locking Plexi Doors - CPL* Empty Sorter without Plexi Doors - EL Empty Sorter with Locking Plexi Doors - EPL*	SC7233GL SC7233CPL SC7233EL SC7233EPL	2,938.00 5,364.00 1,718.00 4,537.00	2,938.00 5,364.00 1,718.00 4,537.00	1 1 1 1	237 247 125 135	- - - -	- - - -	- - - -
<b>SC7241</b>	Mailflow System® Elevated 8"H Closed-Back Sorter Shelf Capacity: 60 2 columns of 11"W & 4 column 12"W Shelves Size: 72"W x 15"D x 41"H Size (Inside): 70"W x 15"D x 30"H 60 Sorting Pockets 15"D without Plexi Doors - GL 60 Sorting Pockets 14"D with Locking Plexi Doors - CPL* Empty Sorter without Plexi Doors - EL Empty Sorter with Locking Plexi Doors - EPL*	SC7241GL SC7241CPL SC7241EL SC7241EPL	3,853.00 6,400.00 1,826.00 4,892.00	3,853.00 6,400.00 1,826.00 4,892.00	1 1 1 1	292 302 133 143	- - - -	- - - -	- - - -
<b>SC7233GL</b>	Mailflow System® Elevated 17"H Closed-Back Sorter Shelf Capacity: 42 2 columns of 11"W & 4 column 12"W Shelves Size: 72"W x 15"D x 41"H Size (Inside): 70"W x 15"D x 21"H 42 Sorting Pockets 15"D without Plexi Doors - GH 42 Sorting Pockets 14"D with Locking Plexi Doors - CPH* Empty Sorter without Plexi Doors - EH Empty Sorter with Locking Plexi Doors - EPH*	SC7241GH SC7241CPH SC7241EH SC7241EPH	3,237.00 5,438.00 1,826.00 4,629.00	3,237.00 5,438.00 1,826.00 4,629.00	1 1 1 1	245 255 133 143	- - - -	- - - -	- - - -
<b>SC7248</b>	Mailflow System® Elevated 7"H Closed-Back Sorter Shelf Capacity: 72 2 columns of 11"W & 4 column 12"W Shelves Size: 72"W x 15"D x 48"H Size (Inside): 70"W x 15"D x 38"H 72 Sorting Pockets 15"D without Plexi Doors - GL 72 Sorting Pockets 14"D with Locking Plexi Doors - CPL* Empty Sorter without Plexi Doors - EL Empty Sorter with Locking Plexi Doors - EPL*	SC7248GL SC7248CPL SC7248EL SC7248EPL	4,151.00 7,530.00 2,010.00 5,384.00	4,151.00 7,530.00 2,010.00 5,384.00	1 1 1 1	332 347 140 155	- - - -	- - - -	- - - -
	Mailflow System® Elevated 15"H Closed-Back Sorter Shelf Capacity: 60 2 columns of 11"W & 4 column 12"W Shelves Size: 72"W x 15"D x 48"H Size (Inside): 70"W x 15"D x 30"H 60 Sorting Pockets 15"D without Plexi Doors - GH 60 Sorting Pockets 14"D with Locking Plexi Doors - CPH* Empty Sorter without Plexi Doors - EH Empty Sorter with Locking Plexi Doors - EPH*	SC7248GH SC7248CPH SC7248EH SC7248EPH	3,989.00 6,496.00 2,010.00 4,986.00	3,989.00 6,496.00 2,010.00 4,986.00	1 1 1 1	300 315 140 155	- - - -	- - - -	- - - -



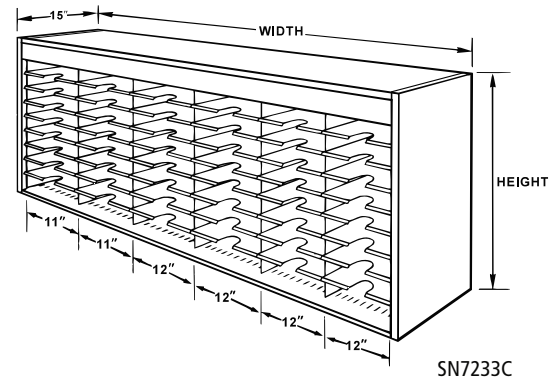
**Note:** All preconfigured models are standard with two columns of 11" wide shelves and the remaining columns with 12" wide shelves. You may receive extra shelves with sorters.

\* For smoked Plexiglas, add 10% of list and an "S" suffix to Plexiglas door sorter.

### Open-Back Sorters

Open-Back Sorters are typically used where mail is passed through – sorted on one side and collected by the recipient on the other.

- All sorters are 15" deep with 14" deep sorting shelves. Adjust on 1/2"H increments
- Preconfigured models, designated by the letter "C" are available, or build-your-own by specifying empty sorter designated by the letter "E", 12" deep shelving available in the "build-your-own" format only and adding components on pages 371-373
- For smoked Plexiglas, add 10% of list and an "S" suffix to standard Plexiglas door sorter, ie SN4824EPS
- Pricing below is for sorters with and without doors



- For assistance with custom Mailflow Systems configuration contact Space Planning service at [spaceplanning@safcoproducts.com](mailto:spaceplanning@safcoproducts.com), see page 279 for more detail

Model #	Description	Model #	List Price Ea.	List Carton Price	Quantity Per Carton	Actual Weight	S-Parcel Billable Weight	Carton Cube	Freight Class
GSA SN4824E	Mailflow System® Open-Back Sorter - Empty								
	Size: 48"W x 15"D x 24"H Size (Inside): 46"W x 15"D x 18"H								
	Empty Sorter without Plexi Doors - E	SN4824E	1,263.00	1,263.00	1	55	-	-	-
	Empty Sorter with Locking Plexi Doors - EP*	SN4824EP	2,881.00	2,881.00	1	55	-	-	-
GSA SN4833	Mailflow System® Open-Back Sorter								
	Shelf Capacity: 36								
	2 columns of 11"W & 2 column 12"W Shelves								
	Size: 48"W x 15"D x 33"H								
	Size (Inside): 46"W x 15"D x 27"H								
	36 Sorting Pockets 15"D without Plexi Doors - C	SN4833C	2,357.00	2,357.00	1	149	-	-	-
	36 Sorting Pockets 14"D with Locking Plexi Doors - CP*	SN4833CP	3,255.00	3,255.00	1	149	-	-	-
	Empty Sorter without Plexi Doors - E	SN4833E	1,412.00	1,412.00	1	60	-	-	-
	Empty Sorter with Locking Plexi Doors - EP*	SN4833EP	3,029.00	3,029.00	1	60	-	-	-
GSA SN4841	Mailflow System® Open-Back Sorter								
	Shelf Capacity: 44								
	2 columns of 11"W & 2 column 12"W Shelves								
	Size: 48"W x 15"D x 41"H								
	Size (Inside): 49"W x 15"D x 35"H								
	44 Sorting Pockets 15"D without Plexi Doors - C	SN4841C	2,823.00	2,823.00	1	181	-	-	-
	44 Sorting Pockets 14"D with Locking Plexi Doors - CP*	SN4841CP	4,141.00	4,141.00	1	181	-	-	-
	Empty Sorter without Plexi Doors - E	SN4841E	1,534.00	1,534.00	1	65	-	-	-
	Empty Sorter with Locking Plexi Doors - EP*	SN4841EP	3,408.00	3,408.00	1	65	-	-	-
GSA SN4848	Mailflow System® Open-Back Sorter								
	Shelf Capacity: 56								
	2 columns of 11"W & 2 column 12"W Shelves								
	Size: 48"W x 15"D x 48"H								
	Size (Inside): 46"W x 15"D x 42"H								
	56 Sorting Pockets 15"D without Plexi Doors - C	SN4848C	3,306.00	3,306.00	1	213	-	-	-
	56 Sorting Pockets 14"D with Locking Plexi Doors - CP*	SN4848CP	4,855.00	4,855.00	1	213	-	-	-
	Empty Sorter without Plexi Doors - E	SN4848E	1,609.00	1,609.00	1	70	-	-	-
	Empty Sorter with Locking Plexi Doors - EP*	SN4848EP	3,501.00	3,501.00	1	70	-	-	-





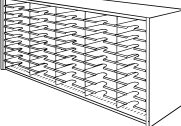




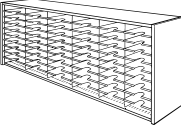


SN4833C

**Note:** All preconfigured models are standard with two columns of 11" wide shelves and the remaining columns with 12" wide shelves. You may receive extra shelves with sorters.

\* For smoked Plexiglas, add 10% of list and an "S" suffix to Plexiglas door sorter.

# Mailflow Systems® - Open-Back Sorters

Office Suites  
Seating  
Tables  
Desks  
Meeting Essentials  
Personal Organization  
Ergonomics  
High Density Storage  
Storage & Filing  
Facilities  
Technology Furniture  
Art & Engineering

Model #	Description	Model #	List Price Ea.	List Carton Price	Quantity Per Carton	Actual Weight	S-Parcel Billable Weight	Carton Cube	Freight Class
SN6024E 	Mailflow System® Open-Back Sorter - Empty								
	Size: 60"W x 15"D x 24"H Size (Inside): 58"W x 15"D x 18"H Empty Sorter without Plexi Doors- E	SN6024E	1,306.00	1,306.00	1	70	-	-	-
	Empty Sorter with Locking Plexi Doors- EP*	SN6024EP	3,386.00	3,386.00	1	70	-	-	-
SN6033  	Mailflow System® Open-Back Sorter								
	Shelf Capacity: 45 2 columns of 11"W & 3 column 12"W Shelves Size: 60"W x 15"D x 33"H Size (Inside): 58"W x 15"D x 27"H	SN6033C	2,782.00	2,782.00	1	188	-	-	-
	45 Sorting Pockets 15"D without Plexi Doors- C	SN6033C	2,782.00	2,782.00	1	188	-	-	-
	45 Sorting Pockets 14"D with Locking Plexi Doors- CP*	SN6033CP	4,141.00	4,141.00	1	188	-	-	-
	Empty Sorter without Plexi Doors- E	SN6033E	1,436.00	1,436.00	1	75	-	-	-
	Empty Sorter with Locking Plexi Doors- EP*	SN6033EP	3,557.00	3,557.00	1	75	-	-	-
SN6041 	Mailflow System® Open-Back Sorter								
	Shelf Capacity: 55 2 columns of 11"W & 3 column 12"W Shelves Size: 60"W x 15"D x 41"H Size (Inside): 58"W x 15"D x 35"H	SN6041C	3,223.00	3,223.00	1	238	-	-	-
	55 Sorting Pockets 15"D without Plexi Doors- C	SN6041C	3,223.00	3,223.00	1	238	-	-	-
	55 Sorting Pockets 14"D with Locking Plexi Doors- CP*	SN6041CP	4,838.00	4,838.00	1	238	-	-	-
	Empty Sorter without Plexi Doors- E	SN6041E	1,741.00	1,741.00	1	80	-	-	-
	Empty Sorter with Locking Plexi Doors- EP*	SN6041EP	4,047.00	4,047.00	1	80	-	-	-
SN6048 	Mailflow System® Open-Back Sorter								
	Shelf Capacity: 70 2 columns of 11"W & 3 column 12"W Shelves Size: 60"W x 15"D x 48"H Size (Inside): 58"W x 15"D x 42"H	SN6048C	3,940.00	3,940.00	1	285	-	-	-
	70 Sorting Pockets 15"D without Plexi Doors- C	SN6048C	3,940.00	3,940.00	1	285	-	-	-
	70 Sorting Pockets 14"D with Locking Plexi Doors- CP*	SN6048CP	6,024.00	6,024.00	1	285	-	-	-
	Empty Sorter without Plexi Doors- E	SN6048E	1,826.00	1,826.00	1	85	-	-	-
	Empty Sorter with Locking Plexi Doors- EP*	SN6048EP	4,141.00	4,141.00	1	85	-	-	-
SN7224E 	Mailflow System® Open-Back Sorter - Empty								
	Size: 72"W x 15"D x 24"H Size (Inside): 70"W x 15"D x 18"H Empty Sorter without Plexi Doors- E	SN7224E	1,463.00	1,463.00	1	85	-	-	-
	Empty Sorter with Locking Plexi Doors- EP*	SN7224EP	3,933.00	3,933.00	1	85	-	-	-
SN7233  	Mailflow System® Open-Back Sorter								
	Shelf Capacity: 54 2 columns of 11"W & 4 column 12"W Shelves Size: 72"W x 15"D x 33"H Size (Inside): 70"W x 15"D x 27"H	SN7233C	3,120.00	3,120.00	1	232	-	-	-
	54 Sorting Pockets 15"D without Plexi Doors- C	SN7233C	3,120.00	3,120.00	1	232	-	-	-
	54 Sorting Pockets 14"D with Locking Plexi Doors- CP*	SN7233CP	5,198.00	5,198.00	1	232	-	-	-
	Empty Sorter without Plexi Doors- E	SN7233E	1,643.00	1,643.00	1	95	-	-	-
	Empty Sorter with Locking Plexi Doors- EP*	SN7233EP	4,159.00	4,159.00	1	95	-	-	-
SN7241 	Mailflow System® Open-Back Sorter								
	Shelf Capacity: 66 2 columns of 11"W & 4 column 12"W Shelves Size: 72"W x 15"D x 41"H Size (Inside): 70"W x 15"D x 35"H	SN7241C	3,783.00	3,783.00	1	282	-	-	-
	66 Sorting Pockets 15"D without Plexi Doors- C	SN7241C	3,783.00	3,783.00	1	282	-	-	-
	66 Sorting Pockets 14"D with Locking Plexi Doors- CP*	SN7241CP	5,644.00	5,644.00	1	282	-	-	-
	Empty Sorter without Plexi Doors- E	SN7241E	1,919.00	1,919.00	1	105	-	-	-
	Empty Sorter with Locking Plexi Doors- EP*	SN7241EP	4,725.00	4,725.00	1	105	-	-	-
SN7248 	Mailflow System® Open-Back Sorter								
	Shelf Capacity: 84 2 columns of 11"W & 4 column 12"W Shelves Size: 72"W x 15"D x 48"H Size (Inside): 70"W x 15"D x 42"H	SN7248C	4,524.00	4,524.00	1	331	-	-	-
	84 Sorting Pockets 15"D without Plexi Doors- C	SN7248C	4,524.00	4,524.00	1	331	-	-	-
	84 Sorting Pockets 14"D with Locking Plexi Doors- CP*	SN7248CP	6,778.00	6,778.00	1	331	-	-	-
	Empty Sorter without Plexi Doors- E	SN7248E	2,010.00	2,010.00	1	115	-	-	-
	Empty Sorter with Locking Plexi Doors- EP*	SN7248EP	4,838.00	4,838.00	1	115	-	-	-

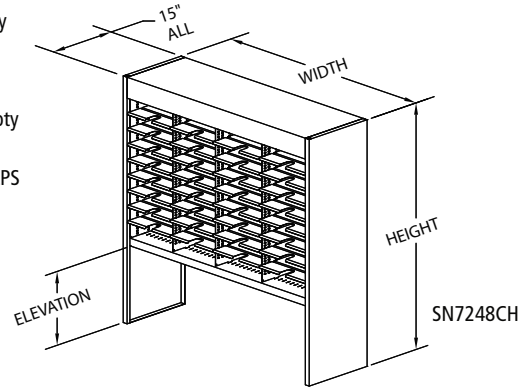
Note: All preconfigured models are standard with two columns of 11" wide shelves and the remaining columns with 12" wide shelves. You may receive extra shelves with sorters.

\* For smoked Plexiglas, add 10% of list and an "S" suffix to Plexiglas door sorter.

Open-Back Sorters are typically used where mail is passed through – sorted on one side and collected by the recipient on the other

- All sorters are 15" deep with 14" deep sorting shelves. Adjust on 1/2" H increments
- Preconfigured models, designated by the letter "C" are available, or build-your-own by specifying empty sorter designated by the letter "E" and adding components on pages 371-373
- For smoked Plexiglas, add 10% of list and an "S" suffix to standard Plexiglas door sorter, ie SN4833ELPS
- Elevated sorters offer more workspace, by raising the sorter off the work area
- Pricing below is for sorters with and without doors

- For assistance with custom Mailflow Systems configuration contact Space Planning service at [spaceplanning@safcoproducts.com](mailto:spaceplanning@safcoproducts.com), see page 279 for more detail



Model #	Description	Model #	List Price Ea.	List Carton Price	Quantity Per Carton	Actual Weight	S-Parcel Billable Weight	Carton Cube	Freight Class
<b>SN4833</b>	Mailflow System® Elevated 9"H Open-Back Sorter Shelf Capacity: 24 2 columns of 11"W & 2 column 12"W Shelves Size: 48"W x 15"D x 33"H Size (Inside): 46"W x 15"D x 18"H								
<b>GSA</b>	24 Sorting Pockets 15"D without Plexi Doors- CL	SN4833CL	2,081.00	2,081.00	1	103	-	-	-
	24 Sorting Pockets 14"D with Locking Plexi Doors- CLP*	SN4833CLP	3,879.00	3,879.00	1	130	-	-	-
	Empty Sorter without Plexi Doors- EL	SN4833EL	1,412.00	1,412.00	1	55	-	-	-
	Empty Sorter with Locking Plexi Doors- ELP*	SN4833ELP	3,105.00	3,105.00	1	55	-	-	-
<b>SN4841</b>	Mailflow System® Elevated 8"H Open-Back Sorter Shelf Capacity: 36 2 columns of 11"W & 2 column 12"W Shelves Size: 48"W x 15"D x 41"H Size (Inside): 46"W x 15"D x 27"H								
<b>GSA</b>	36 Sorting Pockets 15"D without Plexi Doors- CL	SN4841CL	2,586.00	2,586.00	1	132	-	-	-
	36 Sorting Pockets 14"D with Locking Plexi Doors- CLP*	SN4841CLP	4,293.00	4,293.00	1	132	-	-	-
	Empty Sorter without Plexi Doors- EL	SN4841EL	1,677.00	1,677.00	1	60	-	-	-
	Empty Sorter with Locking Plexi Doors- ELP*	SN4841ELP	3,293.00	3,293.00	1	60	-	-	-
	Mailflow System® Elevated 17"H Open-Back Sorter Shelf Capacity: 24 2 columns of 11"W & 2 column 12"W Shelves Size: 48"W x 15"D x 41"H Size (Inside): 46"W x 15"D x 18"H								
	24 Sorting Pockets 15"D without Plexi Doors- CH	SN4841CH	2,350.00	2,350.00	1	108	-	-	-
	24 Sorting Pockets 14"D with Locking Plexi Doors- CHP*	SN4841CHP	3,896.00	3,896.00	1	108	-	-	-
	Empty Sorter without Plexi Doors- EH	SN4841EH	1,534.00	1,534.00	1	60	-	-	-
	Empty Sorter with Locking Plexi Doors- EHP*	SN4841EHP	3,198.00	3,198.00	1	60	-	-	-
<b>SN4848</b>	Mailflow System® Elevated 7"H Open-Back Sorter Shelf Capacity: 44 2 columns of 11"W & 2 column 12"W Shelves Size: 48"W x 15"D x 48"H Size (Inside): 46"W x 15"D x 35"H								
<b>GSA</b>	44 Sorting Pockets 15"D without Plexi Doors- C	SN4848CL	3,103.00	3,103.00	1	153	-	-	-
	44 Sorting Pockets 14"D with Locking Plexi Doors- CLP*	SN4848CLP	4,969.00	4,969.00	1	153	-	-	-
	Empty Sorter without Plexi Doors- E	SN4848EL	1,789.00	1,789.00	1	65	-	-	-
	Empty Sorter with Locking Plexi Doors- ELP*	SN4848ELP	3,649.00	3,649.00	1	65	-	-	-
	Mailflow System® Elevated 15"H Open-Back Sorter Shelf Capacity: 36 2 columns of 11"W & 2 column 12"W Shelves Size: 48"W x 15"D x 48"H Size (Inside): 46"W x 15"D x 27"H								
	36 Sorting Pockets 15"D without Plexi Doors- CH	SN4848CH	2,692.00	2,692.00	1	137	-	-	-
	36 Sorting Pockets 14"D with Locking Plexi Doors- CHP*	SN4848CHP	4,328.00	4,328.00	1	137	-	-	-
	Empty Sorter without Plexi Doors- EH	SN4848EH	1,590.00	1,590.00	1	65	-	-	-
	Empty Sorter with Locking Plexi Doors- EHP*	SN4848EHP	3,330.00	3,330.00	1	65	-	-	-



**Note:** All preconfigured models are standard with two columns of 11" wide shelves and the remaining columns with 12" wide shelves. You may receive extra shelves with sorters.

\* For smoked Plexiglas, add 10% of list and an "S" suffix to Plexiglas door sorter.

Office Suites  
Seating  
Tables  
Desks  
Meeting Essentials  
Personal Organization  
Ergonomics  
High Density Storage  
Storage & Filing  
Facilities  
Technology Furniture  
Art & Engineering

# Mailflow Systems® - Elevated Open-Back Sorters

Office Suites

Seating

Tables

Desks

Meeting Essentials

Personal Organization

Ergonomics







High Density Storage

Storage &amp; Filing

Facilities

Technology Furniture


Art &amp; Engineering

Model #	Description	Model #	List Price Ea.	List Carton Price	Quantity Per Carton	Actual Weight	S-Parcel Billable Weight	Carton Cube	Freight Class
<b>SN6033</b> 	Mailflow System® Elevated 9"H Open-Back Sorter								
	Shelf Capacity: 30								
	2 columns of 11"W & 3 column 12"W Shelves								
	Size: 60"W x 15"D x 33"H								
	Size (Inside): 58"W x 15"D x 18"H								
	30 Sorting Pockets 15"D without Plexi Doors- CL	SN6033CL	2,434.00	2,434.00	1	135	-	-	-
	30 Sorting Pockets 14"D with Locking Plexi Doors- CLP*	SN6033CLP	4,574.00	4,574.00	1	135	-	-	-
	Empty Sorter without Plexi Doors- EL	SN6033EL	1,359.00	1,359.00	1	75	-	-	-
	Empty Sorter with Locking Plexi Doors- ELP*	SN6033ELP	3,635.00	3,635.00	1	75	-	-	-
<b>SN6041</b> 	Mailflow System® Elevated 8"H Open-Back Sorter								
	Shelf Capacity: 45								
	2 columns of 11"W & 3 column 12"W Shelves								
	Size: 60"W x 15"D x 41"H								
	Size (Inside): 58"W x 15"D x 27"H								
	45 Sorting Pockets 15"D without Plexi Doors- CL	SN6041CL	3,039.00	3,039.00	1	170	-	-	-
	45 Sorting Pockets 14"D with Locking Plexi Doors- CLP*	SN6041CLP	5,045.00	5,045.00	1	170	-	-	-
	Empty Sorter without Plexi Doors- EL	SN6041EL	1,741.00	1,741.00	1	80	-	-	-
	Empty Sorter with Locking Plexi Doors- ELP*	SN6041ELP	3,800.00	3,800.00	1	80	-	-	-
 <b>SN6033CL</b>	Mailflow System® Elevated 17"H Open-Back Sorter								
	Shelf Capacity: 30								
	2 columns of 11"W & 3 column 12"W Shelves								
	Size: 60"W x 15"D x 41"H								
	Size (Inside): 58"W x 15"D x 18"H								
	30 Sorting Pockets 15"D without Plexi Doors- CH	SN6041CH	2,725.00	2,725.00	1	140	-	-	-
	30 Sorting Pockets 14"D with Locking Plexi Doors- CHP*	SN6041CHP	4,612.00	4,612.00	1	140	-	-	-
	Empty Sorter without Plexi Doors- EH	SN6041EH	1,609.00	1,609.00	1	80	-	-	-
	Empty Sorter with Locking Plexi Doors- EHP*	SN6041EHP	3,673.00	3,673.00	1	80	-	-	-
<b>SN6048</b> 	Mailflow System® Elevated 7"H Open-Back Sorter								
	Shelf Capacity: 55								
	2 columns of 11"W & 3 column 12"W Shelves								
	Size: 60"W x 15"D x 48"H								
	Size (Inside): 58"W x 15"D x 35"H								
	55 Sorting Pockets 15"D without Plexi Doors- CL	SN6048CL	3,333.00	3,333.00	1	195	-	-	-
	55 Sorting Pockets 14"D with Locking Plexi Doors- CLP*	SN6048CLP	5,798.00	5,798.00	1	195	-	-	-
	Empty Sorter without Plexi Doors- EL	SN6048EL	1,644.00	1,644.00	1	85	-	-	-
	Empty Sorter with Locking Plexi Doors- ELP*	SN6048ELP	4,328.00	4,328.00	1	85	-	-	-
<b>SN6048EH</b>	Mailflow System® Elevated 15"H Open-Back Sorter								
	Shelf Capacity: 45								
	2 columns of 11"W & 3 column 12"W Shelves								
	Size: 60"W x 15"D x 48"H								
	Size (Inside): 58"W x 15"D x 27"H								
	45 Sorting Pockets 15"D without Plexi Doors- CH	SN6048CH	3,287.00	3,287.00	1	175	-	-	-
	45 Sorting Pockets 14"D with Locking Plexi Doors- CHP*	SN6048CHP	5,081.00	5,081.00	1	175	-	-	-
	Empty Sorter without Plexi Doors- EH	SN6048EH	1,892.00	1,892.00	1	85	-	-	-
	Empty Sorter with Locking Plexi Doors- EHP*	SN6048EHP	3,857.00	3,857.00	1	85	-	-	-
<b>SN7233</b> 	Mailflow System® Elevated 9"H Open-Back Sorter								
	Shelf Capacity: 36								
	2 columns of 11"W & 4 column 12"W Shelves								
	Size: 72"W x 15"D x 33"H								
	Size (Inside): 70"W x 15"D x 18"H								
	36 Sorting Pockets 15"D without Plexi Doors- CL	SN7233CL	2,875.00	2,875.00	1	164	-	-	-
	36 Sorting Pockets 14"D with Locking Plexi Doors- CLP*	SN7233CLP	5,364.00	5,364.00	1	164	-	-	-
	Empty Sorter without Plexi Doors- EL	SN7233EL	1,643.00	1,643.00	1	92	-	-	-
	Empty Sorter with Locking Plexi Doors- ELP*	SN7233ELP	4,141.00	4,141.00	1	92	-	-	-
 <b>SN7233CL</b>	Mailflow System® Elevated 8"H Open-Back Sorter								
	Shelf Capacity: 54								
	2 columns of 11"W & 4 column 12"W Shelves								
	Size: 72"W x 15"D x 41"H								
	Size (Inside): 70"W x 15"D x 27"H								
	54 Sorting Pockets 15"D without Plexi Doors- CL	SN7241CL	3,479.00	3,479.00	1	213	-	-	-
	54 Sorting Pockets 14"D with Locking Plexi Doors- CLP*	SN7241CLP	6,024.00	6,024.00	1	213	-	-	-
	Empty Sorter without Plexi Doors- EL	SN7241EL	1,923.00	1,923.00	1	105	-	-	-
	Empty Sorter with Locking Plexi Doors- ELP*	SN7241ELP	4,328.00	4,328.00	1	105	-	-	-
<b>SN7241EHP</b>	Mailflow System® Elevated 17"H Open-Back Sorter								
	Shelf Capacity: 36								
	2 columns of 11"W & 4 column 12"W Shelves								
	Size: 72"W x 15"D x 41"H								
	Size (Inside): 70"W x 15"D x 18"H								
	36 Sorting Pockets 15"D without Plexi Doors- CH	SN7241CH	3,147.00	3,147.00	1	177	-	-	-
	36 Sorting Pockets 14"D with Locking Plexi Doors- CHP*	SN7241CHP	5,384.00	5,384.00	1	177	-	-	-
	Empty Sorter without Plexi Doors- EH	SN7241EH	1,923.00	1,923.00	1	105	-	-	-
	Empty Sorter with Locking Plexi Doors- EHP*	SN7241EHP	4,141.00	4,141.00	1	105	-	-	-

Note: All preconfigured models are standard with two columns of 11" wide shelves and the remaining columns with 12" wide shelves. You may receive extra shelves with sorters.

\* For smoked Plexiglas, add 10% of list and an "S" suffix to Plexiglas door sorter.

# Mailflow Systems® - Elevated Open-Back Sorters

Model #	Description	Model #	List Price Ea.	List Carton Price	Quantity Per Carton	Actual Weight	S-Parcel Billable Weight	Carton Cube	Freight Class
<b>SN7248</b> 	<b>Mailflow System® Elevated 7"H Open-Back Sorter</b> Shelf Capacity: 66 2 columns of 11"W & 4 column 12"W Shelves Size: 72"W x 15"D x 48"H Size (Inside): 70"W x 15"D x 35"H								
	66 Sorting Pockets 15"D without Plexi Doors- CL	SN7248CL	3,829.00	3,829.00	1	247	-	-	-
	66 Sorting Pockets 14"D with Locking Plexi Doors- CLP*	SN7248CLP	6,778.00	6,778.00	1	247	-	-	-
	Empty Sorter without Plexi Doors- EL	SN7248EL	1,826.00	1,826.00	1	115	-	-	-
	Empty Sorter with Locking Plexi Doors- ELP*	SN7248ELP	4,892.00	4,892.00	1	115	-	-	-
<b>SN7248CL</b>	<b>Mailflow System® Elevated 15"H Open-Back Sorter</b> Shelf Capacity: 54 2 columns of 11"W & 4 column 12"W Shelves Size: 72"W x 15"D x 48"H Size (Inside): 70"W x 15"D x 27"H								
	54 Sorting Pockets 15"D without Plexi Doors- CH	SN7248CH	3,685.00	3,685.00	1	223	-	-	-
	54 Sorting Pockets 14"D with Locking Plexi Doors- CHP*	SN7248CHP	6,024.00	6,024.00	1	223	-	-	-
	Empty Sorter without Plexi Doors- EH	SN7248EH	2,032.00	2,032.00	1	115	-	-	-
	Empty Sorter with Locking Plexi Doors- EHP*	SN7248EHP	4,328.00	4,328.00	1	115	-	-	-

**Note:** All preconfigured models are standard with two columns of 11" wide shelves and the remaining columns with 12" wide shelves. You may receive extra shelves with sorters.

\* For smoked Plexiglas, add 10% of list and an "S" suffix to Plexiglas door sorter.

Office Suites  
Seating  
Tables  
Desks  
Meeting Essentials  
Personal Organization  
Ergonomics  
High Density Storage  
Storage & Filing  
Facilities  
Technology Furniture  
Art & Engineering



## Work Surface Finishes – High Pressure Laminate with Edge Band Color

Designer White (Designer White)\*  
 Summer Suede (Light Brown)\*  
 Biltmore Cherry (Brick)\*  
 Columbian Walnut (Dark Brown)\*  
 Raven (Raven)\*  
 Nebula Graphite (Black)\*  
 Pearwood (Black)\*

Mahogany (Black)\*  
 Storm Gray Matrix (Black)\*  
 Fashion Gray (Ice Gray)\*  
 Windswept Pewter (Warm Gray)\*  
 Maple (Black)\*  
 Nebula Gray (Ice Gray)\*  
 Asian Night (Black)\*

Classic Rock (Taupe)\*  
 Asian Sand (Taupe)\*  
 Crown Cherry (Black)\*  
 Witchcraft (Black)\*

Contact Space Planning service at 1-800-735-6869 or spaceplanning@safcoproducts.com to discuss specific application, obtain prior approval and quote.

## Thermally-Fused Laminate

Speckled Gray Matrix (Ice Gray)\*  
 Fog Gray (Warm Gray)\*  
 Ice Gray (Ice Gray)\*  
 Folkstone (Black)\*  
 Regal Mahogany (Black)\*

Birch (Taupe)\*  
 Cherry (Black)\*  
 Mocha (Black)\*  
 Anthracite (Black)\*

## High-Pressure Laminate Edge Band Colors\*

Black, Brick, Dark Brown, Designer White, Ice Gray, Light Brown, Medium Brown, Raven, Silver, Taupe, Warm Gray

## Standard Edge Band Colors\*

Black, Ice Gray, Taupe, Warm Gray

\*Edge Band Colors can be specified in any combination at the time of order at no additional charge.

## Safco® Corporate Color Program – Powder Coat Paint Finishes

Black	Cranberry	Medium Tone	Pebble Gray	Tech Silver	Textured Graphite
Blue Medium	Desert Sage	Mist	Putty	Warm White	Textured Gray
Corporate Sand	Hunter	Navy	Sand Beige	White	Textured Black

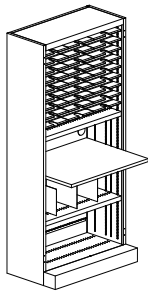
### TO ORDER, PLEASE SPECIFY:

Example: **S A 3 6 8 0 G 1** + **M A H O G A N Y** + **B l a c k** + **P E B B L E G R A Y**

MODEL + THERMALLY-FUSED OR HIGH PRESSURE LAMINATE COLOR + EDGE BAND COLOR + CABINET POWDER COAT FINISH


WHEN ORDERING HIGH PRESSURE LAMINATE ADD SUFFIX "LAM"  
 WHEN ORDERING THERMALLY-FUSED LAMINATE LEAVE BLANK

Model #	Description	Laminates	List Price Ea.	Carton Price	Quantity Per Carton	Actual Weight	S-Parcel Billable Weight	Carton Cube	Freight Class
---------	-------------	-----------	----------------	--------------	---------------------	---------------	--------------------------	-------------	---------------



<ul style="list-style-type: none"> <li>Steel back panel has one 3" diameter cable management cutout</li> <li>Shelves and work surface adjust on 1/2" H increments</li> </ul>			<ul style="list-style-type: none"> <li>All-welded steel cabinet construction</li> </ul>						
<b>Satellite Sorter - 36"W x 80"H x 16"D</b>									
<b>SA3680G1</b>	Satellite Sorter, Shelf: 15"D, 30 Pocket	SA3680G1LAM	3,943.00	3,943.00	1	240	-	-	-
<b>GSA</b>	2 columns of 11"W & 1 column 12"W Shelves	SA3680G1	3,866.00	3,866.00	1	240	-	-	-
	Work Surface: 33 1/2"W x 27"D x 1"H								
<b>SA3680L1</b>	Satellite Sorter, Shelf: 12"D, 30 Pocket	SA3680L1LAM	3,842.00	3,842.00	1	222	-	-	-
<b>GSA</b>	2 columns of 11"W & 1 column 12"W Shelves	SA3680L1	3,693.00	3,693.00	1	222	-	-	-
	Work Surface: 33 1/2"W x 27"D x 1"H								
<b>SA3680E1</b>	Satellite Sorter, 36W x 80H x 16"D, Empty	SA3680E1LAM	2,646.00	2,646.00	1	190	-	-	-
<b>GSA</b>	Work Surface: 33 1/2"W x 27"D x 1"H	SA3680E1	2,483.00	2,483.00	1	190	-	-	-

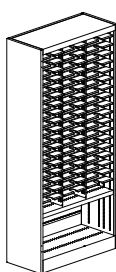
## Mailflow Systems® - Specialized Freestanding Sorters



- Preconfigured models come standard with 3"H pockets in either letter (12"D) or legal (15"D) depths. Adjust on 1/2" H increments
- All-welded steel cabinet construction

### Specialized Freestanding Sorters - 36"W, 2 columns of 11"W & 1 column 12"W Shelves

<b>SF3665B</b>	Mailflow System® Freestanding Sorter	SF3665BL1	3,445.00	3,445.00	1	292	-	-	-
<b>GSA</b>	Shelf Capacity: 57	SF3665BG1	3,799.00	3,799.00	1	273	-	-	-
	Size: 36"W x 12"D x 64 1/2"H - Letter-Size - BL1								
	Size: 36"W x 15"D x 64 1/2"H - Legal-Size - BG1								
<b>SF3680B</b>	Mailflow System® Freestanding Sorter	SF3680BL1	4,033.00	4,033.00	1	414	-	-	-
<b>GSA</b>	Shelf Capacity: 72	SF3680BG1	4,360.00	4,360.00	1	444	-	-	-
	Size: 36"W x 12"D x 80"H - Letter-Size - BL1								
	Size: 36"W x 15"D x 80"H - Legal-Size - BG1								
<b>SF3665D</b>	Mailflow System® Freestanding Sorter	SF3665DL1	3,304.00	3,304.00	1	292	-	-	-
<b>GSA</b>	Shelf Capacity: 45	SF3665DG1	3,605.00	3,605.00	1	273	-	-	-
	Size: 36"W x 12"D x 64 1/2"H - Letter-Size-DL1								
	Size: 36"W x 15"D x 64 1/2"H - Legal-Size-DG1								
<b>SF3680D</b>	Mailflow System® Freestanding Sorter	SF3680DL1	3,815.00	3,815.00	1	414	-	-	-
<b>GSA</b>	Shelf Capacity: 57	SF3680DG1	4,077.00	4,077.00	1	444	-	-	-
	Size: 36"W x 12"D x 80"H - Letter-Size - DL1								
	Size: 36"W x 15"D x 80"H - Legal-Size - DG1								



# Mailflow Systems® - Specialized Sorters

Model #	Description	Model #	List Price Ea.	Carton Price	Quantity Per Carton	Actual Weight	S-Parcel Billable Weight	Carton Cube	Freight Class
<p>The Tub Sorter is for bulk pre-sorting operations using USPS® tubs. Capacity is 10 tubs (five tubs per shelf). Angled shelves make sorting easier. The front shelf edges are protected from tubs by vinyl strips, shelf tops by transparent sheet vinyl. All-welded steel construction; open back.</p>									



### Tub Sorter

**SB7241** Mailflow System® Tub Sorter  
 Shelf Capacity: 5 Tubs Per Shelf  
 Size: 72"W x 16½"D x 41"H

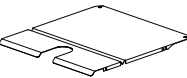
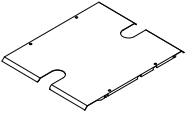


Model # SB7241 List Price Ea. 2,412.00 Carton Price 2,412.00 Quantity Per Carton 1 Actual Weight 170 S-Parcel Billable Weight - Carton Cube - Freight Class -

# Mailflow Systems® - Shelves

- All shelves lock in place and won't pull out when retrieving mail
- Shelves can be removed for easy height adjustment on ½" increments
- Shelves have centered thumb cut for quick, one-handed retrieval
- Front edge of shelves has a 45° beveled labeling flange for easy reading of labels and allows mail from pocket below to pass under above shelf without hanging up
- Heavy-duty, 20-gauge shelves with V-groove hold up to 75 lbs. per pocket

Model #	Description	Model #	List Price Ea.	Carton Price	Quantity Per Carton	Actual Weight	S-Parcel Billable Weight	Carton Cube	Freight Class
<b>Kwik-Shelf™ Shelving System for Open-Back Sorters, Plexi Door Units</b>									
<b>1114P06</b>	Shelf for Open-Back Sorter Shelf: 11"W x 14½"D	1114P06	163.00	163.00	6	2	-	-	-
<b>1214P06</b>	Shelf for Open-Back Sorter Shelf: 12"W x 14½"D	1214P06	170.00	170.00	6	2.5	-	-	-
<b>Kwik-Shelf™ Shelving System for Closed-Back Sorters with Plexi Doors</b>									
<b>1114SDP06</b>	Shelf for Closed-Back Sorter with Plexi Doors Shelf: 11"W x 14"D	1114SDP06	239.00	239.00	6	2	-	-	-
<b>1214SDP06</b>	Shelf for Closed-Back Sorter with Plexi Doors Shelf: 12"W x 14"D	1214SDP06	257.00	257.00	6	2.5	-	-	-
<b>Kwik-Shelf™ Shelving System for Non-Plexi Door, Closed-Back Sorters</b>									
<b>0412P06</b>	Shelf for Closed-Back Sorter Shelf: 4"W x 12"D	0412P06	89.00	89.00	6	0.5	-	-	-
<b>0512P06</b>	Shelf for Closed-Back Sorter Shelf: 5"W x 12"D	0512P06	99.00	99.00	6	0.75	-	-	-
<b>0515P06</b>	Shelf for Closed-Back Sorter Shelf: 5"W x 15"D	0515P06	103.00	103.00	6	1	-	-	-
<b>0612P06</b>	Shelf for Closed-Back Sorter Shelf: 6"W x 12"D	0612P06	102.00	102.00	6	0.75	-	-	-
<b>0712P06</b>	Shelf for Closed-Back Sorter Shelf: 7"W x 12"D	0712P06	104.00	104.00	6	1	-	-	-
<b>0812P06</b>	Shelf for Closed-Back Sorter Shelf: 8"W x 12"D	0812P06	122.00	122.00	6	1.05	-	-	-
<b>0912P06</b>	Shelf for Closed-Back Sorter Shelf: 9"W x 12"D	0912P06	134.00	134.00	6	1.05	-	-	-
<b>0915P06</b>	Shelf for Closed-Back Sorter Shelf: 9"W x 15"D	0915P06	155.00	155.00	6	2	-	-	-
<b>1012P06</b>	Shelf for Closed-Back Sorter Shelf: 10"W x 12"D	1012P06	142.00	142.00	6	1.15	-	-	-
<b>1015P06</b>	Shelf for Closed-Back Sorter Shelf: 10"W x 15"D	1015P06	162.00	162.00	6	1.5	-	-	-
<b>1112P06</b>	Shelf for Closed-Back Sorter Shelf: 11"W x 12"D	1112P06	150.00	150.00	6	1.25	-	-	-
<b>1115P06</b>	Shelf for Closed-Back Sorter Shelf: 11"W x 15"D	1115P06	163.00	163.00	6	1.75	-	-	-
<b>1212P06</b>	Shelf for Closed-Back Sorter Shelf: 12"W x 12"D	1212P06	152.00	152.00	6	1.4	-	-	-
<b>1215P06</b>	Shelf for Closed-Back Sorter Shelf: 12"W x 15"D	1215P06	170.00	170.00	6	1.75	-	-	-
<b>1412P06</b>	Shelf for Closed-Back Sorter Shelf: 14"W x 12"D	1412P06	206.00	206.00	6	2.3	-	-	-
<b>1415P06</b>	Shelf for Closed-Back Sorter Shelf: 14"W x 15"D	1415P06	225.00	225.00	6	2.75	-	-	-
<b>1515P06</b>	Shelf for Closed-Back Sorter Shelf: 15"W x 15"D	1515P06	250.00	250.00	6	2.9	-	-	-
<b>1612P06</b>	Shelf for Closed-Back Sorter Shelf: 16"W x 12"D	1612P06	239.00	239.00	6	2.8	-	-	-
<b>1615P06</b>	Shelf for Closed-Back Sorter Shelf: 16"W x 15"D	1615P06	269.00	269.00	6	3	-	-	-



Office Suites  
 Seating  
 Tables  
 Desks  
 Meeting Essentials  
 Personal Organization  
 Ergonomics  
 High Density Storage  
 Storage & Filing  
 Facilities  
 Technology Furniture  
 Art & Engineering


# Mailflow Systems® - Shelf Support

Model #	Description	Model #	List Price Ea.	Carton Price	Quantity Per Carton	Actual Weight	S-Parcel Billable Weight	Carton Cube	Freight Class
---------	-------------	---------	----------------	--------------	---------------------	---------------	--------------------------	-------------	---------------


Shelf Supports divide a sorter into columns and support the shelves within each column.

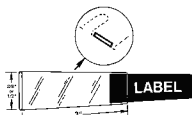
- Shelf supports are adjustable in 1" horizontal increments to fit various shelf widths
- Each support is slotted at ½" vertical increments for shelf adjustment
- Shelf support models are based on sorter type, height and shelf depth
- When ordering, remember that the two end shelf supports are included with each sorter

### Shelf Support - Closed-Back Sorters

	<b>SS24LM0</b> Shelf Support - 21"H Size: 12"W x 21"H	SS24LM01	51.00	51.00	1 Unit	5.4	-	-	-
		SS24LM02	103.00	103.00	2 Unit	5.4	-	-	-
		SS24LM03	154.00	154.00	3 Unit	5.4	-	-	-
		SS24LM04	210.00	210.00	4 Unit	5.4	-	-	-
		SS24LM05	259.00	259.00	5 Unit	5.4	-	-	-
	<b>SS24GM0</b> Shelf Support - 21"H Size: 15"W x 21"H	SS24GM01	63.00	63.00	1 Unit	8.4	-	-	-
		SS24GM02	127.00	127.00	2 Unit	8.4	-	-	-
		SS24GM03	190.00	190.00	3 Unit	8.4	-	-	-
		SS24GM04	257.00	257.00	4 Unit	8.4	-	-	-
		SS24GM05	317.00	317.00	5 Unit	8.4	-	-	-
	<b>SS33LM0</b> Shelf Support - 30"H Size: 12"W x 30"H	SS33LM01	61.00	61.00	1 Unit	8.0	-	-	-
		SS33LM02	123.00	123.00	2 Unit	8.0	-	-	-
		SS33LM03	184.00	184.00	3 Unit	8.0	-	-	-
		SS33LM04	249.00	249.00	4 Unit	8.0	-	-	-
		SS33LM05	305.00	305.00	5 Unit	8.0	-	-	-
	<b>SS33GM0</b> Shelf Support - 30"H Size: 15"W x 30"H	SS33GM01	75.00	75.00	1 Unit	10.5	-	-	-
		SS33GM02	150.00	150.00	2 Unit	10.5	-	-	-
		SS33GM03	216.00	216.00	3 Unit	10.5	-	-	-
		SS33GM04	297.00	297.00	4 Unit	10.5	-	-	-
		SS33GM05	367.00	367.00	5 Unit	10.5	-	-	-
	<b>SS41LM0</b> Shelf Support - 38"H Size: 12"W x 38"H	SS41LM01	75.00	75.00	1 Unit	9.5	-	-	-
		SS41LM02	150.00	150.00	2 Unit	9.5	-	-	-
		SS41LM03	216.00	216.00	3 Unit	9.5	-	-	-
		SS41LM04	297.00	297.00	4 Unit	9.5	-	-	-
		SS41LM05	367.00	367.00	5 Unit	9.5	-	-	-
	<b>SS41GM0</b> Shelf Support - 38"H Size: 15"W x 38"H	SS41GM01	86.00	86.00	1 Unit	12.6	-	-	-
		SS41GM02	176.00	176.00	2 Unit	12.6	-	-	-
		SS41GM03	259.00	259.00	3 Unit	12.6	-	-	-
		SS41GM04	342.00	342.00	4 Unit	12.6	-	-	-
		SS41GM05	430.00	430.00	5 Unit	12.6	-	-	-
	<b>SS48LM0</b> Shelf Support - 45"H Size: 12"W x 45"H	SS48LM01	86.00	86.00	1 Unit	11.0	-	-	-
		SS48LM02	176.00	176.00	2 Unit	11.0	-	-	-
		SS48LM03	259.00	259.00	3 Unit	11.0	-	-	-
		SS48LM04	342.00	342.00	4 Unit	11.0	-	-	-
		SS48LM05	430.00	430.00	5 Unit	11.0	-	-	-
	<b>SS48GM0</b> Shelf Support - 45"H Size: 15"W x 45"H	SS48GM01	102.00	102.00	1 Unit	14.8	-	-	-
		SS48GM02	197.00	197.00	2 Unit	14.8	-	-	-
		SS48GM03	297.00	297.00	3 Unit	14.8	-	-	-
		SS48GM04	393.00	393.00	4 Unit	14.8	-	-	-
		SS48GM05	490.00	490.00	5 Unit	14.8	-	-	-

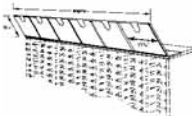
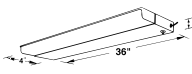
### Shelf Support - Open-Back and Plexi Back Sorters


	<b>SS24N0</b> Shelf Support - 21"H Size: 14 1/2"D x 21"H	SS24N01	63.00	63.00	1 Unit	8.0	-	-	-
		SS24N02	127.00	127.00	2 Unit	8.0	-	-	-
		SS24N03	190.00	190.00	3 Unit	8.0	-	-	-
		SS24N04	257.00	257.00	4 Unit	8.0	-	-	-
		SS24N05	317.00	317.00	5 Unit	8.0	-	-	-
	<b>SS33N0</b> Shelf Support - 30"H Size: 14 1/2"D x 30"H	SS33N01	75.00	75.00	1 Unit	10.0	-	-	-
		SS33N02	150.00	150.00	2 Unit	10.0	-	-	-
		SS33N03	216.00	216.00	3 Unit	10.0	-	-	-
		SS33N04	297.00	297.00	4 Unit	10.0	-	-	-
		SS33N05	367.00	367.00	5 Unit	10.0	-	-	-
	<b>SS41N0</b> Shelf Support - 38"H Size: 14 1/2"D x 38"H	SS41N01	86.00	86.00	1 Unit	12.0	-	-	-
		SS41N02	176.00	176.00	2 Unit	12.0	-	-	-
		SS41N03	259.00	259.00	3 Unit	12.0	-	-	-
		SS41N04	342.00	342.00	4 Unit	12.0	-	-	-
		SS41N05	430.00	430.00	5 Unit	12.0	-	-	-
	<b>SS48N0</b> Shelf Support - 45"H Size: 14 1/2"D x 45"H	SS48N01	103.00	103.00	1 Unit	14.0	-	-	-
		SS48N02	205.00	205.00	2 Unit	14.0	-	-	-
		SS48N03	297.00	297.00	3 Unit	14.0	-	-	-
		SS48N04	404.00	404.00	4 Unit	14.0	-	-	-
		SS48N05	504.00	504.00	5 Unit	14.0	-	-	-

Model #	Description	Model #	List Price Ea.	Carton Price	Quantity Per Carton	Actual Weight	S-Parcel Billable Weight	Carton Cube	Freight Class
<b>Label Holders</b>									
	<b>90145</b>	Label Holder, Adhesive - 3"W x 1/2"H	90145	30.00	30.00	20	1 oz.	-	-
	<b>911785</b>	Label Holder, Magnetic - 3"W x 1/2"H	911785	49.00	49.00	20	3 oz.	-	-
	<b>922VEL</b>	Label Holder, Velcro® - 3"W x 1/2"H	922VEL	54.00	54.00	20	3 oz.	-	-
	<b>90155</b>	Label, Adhesive - Colored - 3"W x 1/2"H	90155	5.00	5.00	84/set	1 oz.	-	-
	<b>911885</b>	Label, Magnetic - Colored - 3"W x 1/2"H	911885						
	<b>90154</b>	Label, Adhesive - White - 3"W x 1/2"H	90154						
	<b>911884</b>	Label, Magnetic - White - 3"W x 1/2"H	911884						

Set of label inserts in six colors (White, Orange, Blue, Yellow, Pink and Green), in microperforated, 8 1/2" x 11" sheets. 14 four-sided blank label inserts per color, 84 per set. Fit in label holders (above). Use with PC and ink jet or laser printer.

Mailflow Systems® - Display Boards, Task Lights & Tackboards

<b>Display Boards</b>									
	<b>ADB3</b>	Display Board - 36"W x 11 1/4"H, 3 Columns	ADB3	426.00	426.00	1	11	-	-
	<b>ADB4</b>	Display Board - 48"W x 11 1/4"H, 4 Columns	ADB4	526.00	526.00	1	14	-	-
	<b>ADB5</b>	Display Board - 60"W x 11 1/4"H, 5 Columns	ADB5	643.00	643.00	1	18	-	-
	<b>ADB6</b>	Display Board - 72"W x 11 1/4"H, 6 Columns	ADB6	675.00	675.00	1	22	-	-
<b>Task Lights</b>									
	<b>2504K</b>	Task Light - 24"W x 4"D x 2"H	2504K	203.00	203.00	1	4	-	-
	<b>3704K*</b>	Task Light - 36"W x 4"D x 2"H	3704K	262.00	262.00	1	8	-	-
	<b>4904K**</b>	Task Light - 48"W x 4"D x 2"H	4904K	317.00	317.00	1	10	-	-
		*36" light for use with 48" units							
		**48" light for use with 60" or 72" units only							

<b>Tackboards for Elevated Sorters 15-17"H</b>									
• Gray Mix Fabric Only									
	<b>ATB3FK</b>	Tackboard - 36"W x 13 1/2"H	ATB3FK	402.00	402.00	1	6	-	-
	<b>ATB4FK</b>	Tackboard - 46"W x 13 1/2"H	ATB4FK	482.00	482.00	1	9	-	-
	<b>ATB5FK</b>	Tackboard - 58"W x 13 1/2"H	ATB5FK	562.00	562.00	1	12	-	-
	<b>ATB6FK</b>	Tackboard - 70"W x 13 1/2"H	ATB6FK	611.00	611.00	1	15	-	-

Office Suites  
Seating  
Tables  
Desks  
Meeting Essentials  
Personal Organization  
Ergonomics  
High Density Storage  
Storage & Filing  
Facilities  
Technology Furniture  
Art & Engineering

Work Surface Finishes – High Pressure Laminate

Designer White (Designer White)*	Pearwood (Black)*	Nebula Gray (Ice Gray)*
Summer Suede (Light Brown)*	Mahogany (Black)*	Asian Night (Black)*
Biltmore Cherry (Brick)*	Storm Gray Matrix (Black)*	Classic Rock (Taupe)*
Columbian Walnut (Dark Brown)*	Fashion Gray (Ice Gray)*	Asian Sand (Taupe)*
Raven (Raven)*	Windswept Pewter (Warm Gray)*	Crown Cherry (Black)*
Nebula Graphite (Black)*	Maple (Black)*	Witchcraft (Black)*

Grommet

For additional wire management select a grommet. Grommets are located towards the rear and positioned in the center of the table (Black only).

Model #	Suffix	List Price
G	Multi Use Grommet (Black)	28.00

Thermally-Fused Laminate

Speckled Gray Matrix (Ice Gray)*	Birch (Taupe)*
Fog Gray (Warm Gray)*	Cherry (Black)*
Ice Gray (Ice Gray)*	Mocha (Black)*
Folkstone (Black)*	Anthracite (Black)*
Regal Mahogany (Black)*	

High Pressure Laminate Edge Band Colors\*

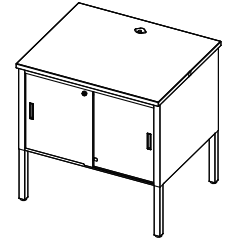
Black, Brick, Dark Brown, Designer White, Ice Gray, Light Brown, Medium Brown Raven, Taupe, Warm Gray

Standard Edge Band Colors\*

Black, Ice Gray, Taupe, Warm Gray

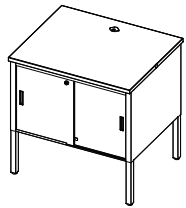
Safco® Corporate Color Program – Powder Coat Paint Finishes

Black	Cranberry	Medium Tone	Pebble Gray	Tech Silver	Textured Graphite
Blue Medium	Desert Sage	Mist	Putty	Warm White	Textured Gray
Corporate Sand	Hunter	Navy	Sand Beige	White	Textured Black



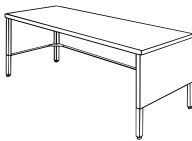


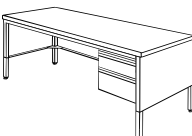
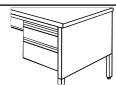
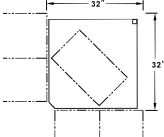
Order Example: T S A 3 6 3 0 H G + M A H O G A N Y + B l a c k + P E B B L E G R A Y  
 MODEL LAMINATE FINISH EDGE BAND COLOR CABINET POWDER COAT FINISH

WHEN ORDERING HIGH PRESSURE LAMINATE FOR STORAGE TABLES ADD SUFFIX "H"  
 WHEN ORDERING HIGH PRESSURE LAMINATE FOR WORK TABLES AND PEDESTAL TABLES ADD SUFFIX "LAM"  
 WHEN ORDERING THERMALLY-FUSED LAMINATE LEAVE BLANK  
 WHEN ORDERING GROMMET FOR STORAGE AND WORKTABLE ADD SUFFIX "G"

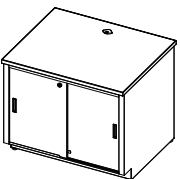


Model #	Description	Laminates	Model #	List Price Ea.	Quantity Carton Price	Per Carton	S-Parcel Actual Weight	Billable Weight	Carton Cube	Freight Class
<b>Storage Tables - No Master Key Available</b>										
TSA3630	Storage Table 36"W x 30"D x 24" to 36"H	High Pressure	TSA3630H	2,014.00	2,014.00	1	129	-	-	-
		Thermally-Fused	TSA3630	1,772.00	1,772.00	1	129	-	-	-
TSA3636	Storage Table 36"W x 36"D x 24" to 36"H	High Pressure	TSA3636H	2,298.00	2,298.00	1	133	-	-	-
		Thermally-Fused	TSA3636	2,031.00	2,031.00	1	133	-	-	-
TSA3630D	Storage Table with Locking Doors 36"W x 30"D x 24" to 36"H	High Pressure	TSA3630DH	2,489.00	2,489.00	1	146	-	-	-
		Thermally-Fused	TSA3630D	2,251.00	2,251.00	1	146	-	-	-
TSA3636D	Storage Table with Locking Doors 36"W x 36"D x 24" to 36"H	High Pressure	TSA3636DH	2,776.00	2,776.00	1	150	-	-	-
		Thermally-Fused	TSA3636D	2,540.00	2,540.00	1	150	-	-	-
TSA4830	Storage Table 48"W x 30"D x 24" to 36"H	High Pressure	TSA4830H	2,201.00	2,201.00	1	155	-	-	-
		Thermally-Fused	TSA4830	1,960.00	1,960.00	1	155	-	-	-
TSA4836	Storage Table 48"W x 36"D x 24" to 36"H	High Pressure	TSA4836H	2,515.00	2,515.00	1	158	-	-	-
		Thermally-Fused	TSA4836	2,295.00	2,295.00	1	158	-	-	-
TSA4830D	Storage Table with Locking Doors 48"W x 30"D x 24" to 36"H	High Pressure	TSA4830DH	2,762.00	2,762.00	1	172	-	-	-
		Thermally-Fused	TSA4830D	2,521.00	2,521.00	1	172	-	-	-
TSA4836D	Storage Table with Locking Doors 48"W x 36"D x 24" to 36"H	High Pressure	TSA4836DH	3,071.00	3,071.00	1	185	-	-	-
		Thermally-Fused	TSA4836D	2,837.00	2,837.00	1	185	-	-	-
TSA6030	Storage Table 60"W x 30"D x 24" to 36"H	High Pressure	TSA6030H	2,477.00	2,477.00	1	180	-	-	-
		Thermally-Fused	TSA6030	2,209.00	2,209.00	1	180	-	-	-
TSA6036	Storage Table 60"W x 36"D x 24" to 36"H	High Pressure	TSA6036H	2,815.00	2,815.00	1	185	-	-	-
		Thermally-Fused	TSA6036	2,557.00	2,557.00	1	185	-	-	-
TSA6030D	Storage Table with Locking Doors 60"W x 30"D x 24" to 36"H	High Pressure	TSA6030DH	3,067.00	3,067.00	1	198	-	-	-
		Thermally-Fused	TSA6030D	2,811.00	2,811.00	1	198	-	-	-
TSA6036D	Storage Table with Locking Doors 60"W x 36"D x 24" to 36"H	High Pressure	TSA6036DH	3,418.00	3,418.00	1	203	-	-	-
		Thermally-Fused	TSA6036D	3,159.00	3,159.00	1	203	-	-	-
TSA7230	Storage Table 72"W x 30"D x 24" to 36"H	High Pressure	TSA7230H	2,769.00	2,769.00	1	230	-	-	-
		Thermally-Fused	TSA7230	2,468.00	2,468.00	1	230	-	-	-
TSA7236	Storage Table 72"W x 36"D x 24" to 36"H	High Pressure	TSA7236H	3,136.00	3,136.00	1	238	-	-	-
		Thermally-Fused	TSA7236	2,840.00	2,840.00	1	238	-	-	-
TSA7230D	Storage Table with Locking Doors 72"W x 30"D x 24" to 36"H	High Pressure	TSA7230DH	3,392.00	3,392.00	1	250	-	-	-
		Thermally-Fused	TSA7230D	3,099.00	3,099.00	1	250	-	-	-
TSA7236D	Storage Table with Locking Doors 72"W x 36"D x 24" to 36"H	High Pressure	TSA7236DH	3,754.00	3,754.00	1	258	-	-	-
		Thermally-Fused	TSA7236D	3,463.00	3,463.00	1	258	-	-	-

# Mailflow Systems® - Tables & Storage Tables

Model #	Description	Laminates	Model #	List Price Ea.	Quantity Carton Price	Per Carton	S-Parcel Actual Weight	Billable Weight	Carton Cube	Freight Class
<b>Work Tables</b>										
	<b>TW30</b>	Work Table 30"W x 30"D x 24" to 36"H	High Pressure Thermally-Fused	TW30LAM TW30	1,365.00 1,227.00	1 1	66 66	- -	- -	- -
	<b>TW36</b>	Work Table 36"W x 30"D x 24" to 36"H	High Pressure Thermally-Fused	TW36LAM TW36	1,667.00 1,407.00	1 1	76 76	- -	- -	- -
	<b>TW48</b>	Work Table 48"W x 30"D x 24" to 36"H	High Pressure Thermally-Fused	TW48LAM TW48	1,760.00 1,496.00	1 1	94 94	- -	- -	- -
	<b>TW60</b>	Work Table 60"W x 30"D x 24" to 36"H	 High Pressure Thermally-Fused	TW60LAM TW60	2,030.00 1,740.00	1 1	122 122	- -	- -	- -
	<b>TW72</b>	Work Table 72"W x 30"D x 24" to 36"H	 High Pressure Thermally-Fused	TW72LAM TW72	2,297.00 1,974.00	1 1	150 150	- -	- -	- -
<b>Pedestal Tables</b>										
	<b>TP48</b>	Pedestal Table 48"W x 30"D x 24" to 36"H	High Pressure Thermally-Fused	TP48LAM TP48	2,690.00 2,423.00	1 1	138 138	- -	- -	- -
	<b>TP60</b>	Pedestal Table 60"W x 30"D x 24" to 36"H	High Pressure Thermally-Fused	TP60LAM TP60	2,954.00 2,663.00	1 1	166 166	- -	- -	- -
	<b>TP72</b>	Pedestal Table 72"W x 30"D x 24" to 36"H	High Pressure Thermally-Fused	TP72LAM TP72	3,693.00 3,373.00	1 1	194 194	- -	- -	- -
	<b>APED1</b>	Suspended Pedestal 1 Box and 1 File Drawer 15 1/4"W x 21 3/4"D x 19 3/4"H		APED1	983.00	1	48	-	-	-
<b>Corner Platform</b>										
	<b>TCNR</b>	Corner Platform 30"W x 30"D x 24" to 36"H (Fits in 32"W x 32"D Space)	High Pressure Thermally-Fused	TCNRLAM TCNR	1,129.00 843.00	1 1	40 40	- -	- -	- -

# Mailflow Systems® - Storage Consoles

<b>Storage Consoles - No Master Key Available</b>										
	<b>MC363030</b>	Storage Table 36"W x 30"D x 30"H	High Pressure Thermally-Fused	MC363030H MC363030	2,083.00 1,843.00	1 1	126 126	- -	- -	- -
	<b>MC363630</b>	Storage Table 36"W x 30"D x 36"H	High Pressure Thermally-Fused	MC363630H MC363630	2,200.00 2,029.00	1 1	142 142	- -	- -	- -
	<b>MC363030D</b>	Storage Table with Locking Doors 36"W x 30"D x 30"H	High Pressure Thermally-Fused	MC363030DH MC363030D	2,636.00 2,400.00	1 1	141 141	- -	- -	- -
	<b>MC363630D</b>	Storage Table with Locking Doors 36"W x 30"D x 36"H	High Pressure Thermally-Fused	MC363630DH MC363630D	2,818.00 2,584.00	1 1	156 156	- -	- -	- -
	<b>MC483030</b>	Storage Table 48"W x 30"D x 30"H	High Pressure Thermally-Fused	MC483030H MC483030	2,380.00 2,131.00	1 1	155 155	- -	- -	- -
	<b>MC483630</b>	Storage Table 48"W x 30"D x 36"H	High Pressure Thermally-Fused	MC483630H MC483630	2,691.00 2,445.00	1 1	181 181	- -	- -	- -
	<b>MC483030D</b>	Storage Table with Locking Doors 48"W x 30"D x 30"H	High Pressure Thermally-Fused	MC483030DH MC483030D	2,982.00 2,801.00	1 1	172 172	- -	- -	- -
	<b>MC483630D</b>	Storage Table with Locking Doors 48"W x 30"D x 36"H	High Pressure Thermally-Fused	MC483630DH MC483630D	3,348.00 3,114.00	1 1	188 188	- -	- -	- -
	<b>MC603030</b>	Storage Table 60"W x 30"D x 30"H	High Pressure Thermally-Fused	MC603030H MC603030	2,532.00 2,257.00	1 1	184 184	- -	- -	- -
	<b>MC603630</b>	Storage Table 60"W x 30"D x 36"H	High Pressure Thermally-Fused	MC603630H MC603630	2,829.00 2,563.00	1 1	201 201	- -	- -	- -
	<b>MC603030D</b>	Storage Table with Locking Doors 60"W x 30"D x 30"H	High Pressure Thermally-Fused	MC603030DH MC603030D	3,157.00 2,899.00	1 1	203 203	- -	- -	- -
	<b>MC603630D</b>	Storage Table with Locking Doors 60"W x 30"D x 36"H	High Pressure Thermally-Fused	MC603630DH MC603630D	3,435.00 3,189.00	1 1	220 220	- -	- -	- -
	<b>MC723030</b>	Storage Table 72"W x 30"D x 30"H	High Pressure Thermally-Fused	MC723030H MC723030	2,823.00 2,525.00	1 1	213 213	- -	- -	- -
	<b>MC723630</b>	Storage Table 72"W x 30"D x 36"H	High Pressure Thermally-Fused	MC723630H MC723630	3,155.00 2,863.00	1 1	232 232	- -	- -	- -
	<b>MC723030D</b>	Storage Table with Locking Doors 72"W x 30"D x 30"H	High Pressure Thermally-Fused	MC723030DH MC723030D	3,498.00 3,207.00	1 1	234 234	- -	- -	- -
<b>MC723630D</b>	Storage Table with Locking Doors 72"W x 30"D x 36"H	High Pressure Thermally-Fused	MC723630DH MC723630D	3,824.00 3,535.00	1 1	253 253	- -	- -	- -	

Office Suites  
Seating  
Tables  
Desks  
Meeting Essentials  
Personal Organization  
Ergonomics  
High Density Storage  
Storage & Filing  
Facilities  
Technology Furniture  
Art & Engineering

# Mailflow Systems® - Tambour Door Storage Console & Shelves

## Work Surface Finishes – High Pressure Laminate

Designer White (Designer White)*	Pearwood (Black)*	Nebula Gray (Ice Gray)*
Summer Suede (Light Brown)*	Mahogany (Black)*	Asian Night (Black)*
Biltmore Cherry (Brick)*	Storm Gray Matrix (Black)*	Classic Rock (Taupe)*
Columbian Walnut (Dark Brown)*	Fashion Gray (Ice Gray)*	Asian Sand (Taupe)*
Raven (Raven)*	Windswept Pewter (Warm Gray)*	Crown Cherry (Black)*
Nebula Graphite (Black)*	Maple (Black)*	Witchcraft (Black)*

### Grommet

For additional wire management select a grommet. Grommets are located towards the rear and positioned in the center of the table (Black only).

Model #	Suffix	List Price
G	Multi-Use Grommet (Black)	28.00

## Thermally-Fused Laminate

Speckled Gray Matrix (Ice Gray)*	Birch (Taupe)*
Fog Gray (Warm Gray)*	Cherry (Black)*
Ice Gray (Ice Gray)*	Mocha (Black)*
Folkstone (Black)*	Anthracite (Black)*
Regal Mahogany (Black)*	

## High Pressure Laminate Edge Band Colors\*

Black, Brick, Dark Brown, Designer White, Ice Gray, Light Brown, Medium Brown, Raven, Taupe, Warm Gray

## Standard Edge Band Colors\*

Black, Ice Gray, Taupe, Warm Gray

\*Edge Band Colors can be specified in any combination at the time of order at no additional charge.

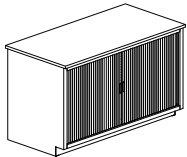
## Safco® Corporate Color Program – Powder Coat Paint Finishes

Black	Cranberry	Medium Tone	Pebble Gray	Tech Silver	Textured Graphite
Blue Medium	Desert Sage	Mist	Putty	Warm White	Textured Gray
Corporate Sand	Hunter	Navy	Sand Beige	White	Textured Black

### Order Example: CL48TLAMG + MAHOGANY + Black + PEBBLE GRAY

MODEL LAMINATE FINISH EDGE BAND COLOR CABINET POWDER COAT FINISH

WHEN ORDERING HIGH PRESSURE LAMINATE ADD SUFFIX "LAM"  
WHEN ORDERING THERMALLY-FUSED LAMINATE LEAVE BLANK  
WHEN ORDERING GROMMET ADD SUFFIX "G"



Model #	Description	Laminates	Model #	List Price Ea.	Quantity Carton Price	Per Carton	S-Parcel Actual Weight	Billable Weight	Carton Cube	Freight Class
<b>Tambour Door Storage Console</b>										
CL48T*	Tambour Door Storage Console with Lock 48"W x 30"D x 30"H	High Pressure	CL48TLAM	3,469.00	3,469.00	1	172	-	-	-
		Thermally-Fused	CL48T	3,222.00	3,222.00	1	172	-	-	-
CH48T*	Tambour Door Storage Console with Lock 48"W x 30"D x 36"H	High Pressure	CH48TLAM	3,762.00	3,762.00	1	188	-	-	-
		Thermally-Fused	CH48T	3,512.00	3,512.00	1	188	-	-	-
CL60T*	Tambour Door Storage Console with Lock 60"W x 30"D x 30"H	High Pressure	CL60TLAM	3,582.00	3,582.00	1	203	-	-	-
		Thermally-Fused	CL60T	3,311.00	3,311.00	1	203	-	-	-
CH60T*	Tambour Door Storage Console with Lock 60"W x 30"D x 36"H	High Pressure	CH60TLAM	3,841.00	3,841.00	1	220	-	-	-
		Thermally-Fused	CH60T	3,570.00	3,570.00	1	220	-	-	-
CL72T*	Tambour Door Storage Console with Lock 72"W x 30"D x 30"H	High Pressure	CL72TLAM	3,901.00	3,901.00	1	234	-	-	-
		Thermally-Fused	CL72T	3,595.00	3,595.00	1	234	-	-	-
CH72T*	Tambour Door Storage Console with Lock 72"W x 30"D x 36"H	High Pressure	CH72TLAM	4,118.00	4,118.00	1	253	-	-	-
		Thermally-Fused	CH72T	3,813.00	3,813.00	1	253	-	-	-

\* Standard door colors: Mist, Graphite, Pebble Gray and Sand only. Note: All internal components are Graphite.



<b>Tambour Door Storage Console Adjustable Shelf Kit - Shelf is available in Graphite and can only be used with Tambour Door Storage Console.</b>										
CTS48	Storage Console Adjustable Shelf Kit, Graphite 39"W x 30"D		CTS48	212.00	212.00	1	17	-	-	-
CTS60	Storage Console Adjustable Shelf Kit, Graphite 48"W x 30"D		CTS60	230.00	230.00	1	23	-	-	-
CTS72	Storage Console Adjustable Shelf Kit, Graphite 63"W x 30"D		CTS72	250.00	250.00	1	44	-	-	-

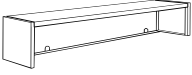


<b>Storage Table &amp; Console Adjustable Shelf Kit</b>										
TSK3630	Adjustable Shelf Kit, 32 3/8"W x 24"D, Graphite		TSK3630	261.00	261.00	1	20	-	-	-
TSK4830	Adjustable Shelf Kit, 44 3/8"W x 24"D, Graphite		TSK4830	286.00	286.00	1	27	-	-	-
TSK6030	Adjustable Shelf Kit, 56 3/8"W x 24"D, Graphite		TSK6030	301.00	301.00	1	33	-	-	-
TSK7230	Adjustable Shelf Kit, 68 3/8"W x 24"D, Graphite		TSK7230	321.00	321.00	1	40	-	-	-
TSK3636*	Adjustable Shelf Kit, 32 3/8"W x 30"D, Graphite		TSK3636	306.00	306.00	1	23	-	-	-
TSK4836*	Adjustable Shelf Kit, 44 3/8"W x 30"D, Graphite		TSK4836	329.00	329.00	1	30	-	-	-
TSK6036*	Adjustable Shelf Kit, 56 3/8"W x 30"D, Graphite		TSK6036	347.00	347.00	1	40	-	-	-
TSK7236*	Adjustable Shelf Kit, 68 3/8"W x 30"D, Graphite		TSK7236	367.00	367.00	1	48	-	-	-



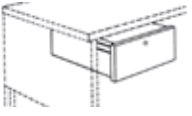

Note: 24"D shelf can only be used with the 30"D Storage Table and Sliding Door Console.

\* 30"D Shelf can only be used with 36"D Storage Table.

# Mailflow Systems® - Accessory Platforms

Model #	Description	Model #	List Price Ea.	Carton Price	Quantity Per Carton	Actual Weight	S-Parcel Billable Weight	Carton Cube	Freight Class
Use on tables to put PC monitors, printers, etc. at good viewing height; keep work surface open for machines, etc. 15" deep; full-length paper feed slot. All-welded steel construction.									
<b>Accessory Platforms</b>									
	AP3017	Accessory Platform, 30"W x 15"D x 17¼"H	AP3017	721.00	721.00	1	28	-	-
	AP3617	Accessory Platform, 36"W x 15"D x 17¼"H	AP3617	739.00	739.00	1	35	-	-
	AP4817	Accessory Platform, 48"W x 15"D x 17¼"H	AP4817	803.00	803.00	1	43	-	-
	AP6017	Accessory Platform, 60"W x 15"D x 17¼"H	AP6017	879.00	879.00	1	46	-	-
	AP7217	Accessory Platform, 72"W x 15"D x 17¼"H	AP7217	980.00	980.00	1	55	-	-
	AP3024*	Accessory Platform, 30"W x 15"D x 24"H	AP3024	755.00	755.00	1	36	-	-
	AP3624*	Accessory Platform, 36"W x 15"D x 24"H	AP3624	779.00	779.00	1	45	-	-
	AP4824*	Accessory Platform, 48"W x 15"D x 24"H	AP4824	880.00	880.00	1	55	-	-
	AP6024*	Accessory Platform, 60"W x 15"D x 24"H	AP6024	961.00	961.00	1	59	-	-
	AP7224*	Accessory Platform, 72"W x 15"D x 24"H	AP7224	1,077.00	1,077.00	1	70	-	-

# Mailflow Systems® - Mailroom Table Accessories - Dump Rails

Model #	Description	Laminates	Model #	Price Ea.	List Price	Quantity Per Carton	Actual Weight	S-Parcel Billable Weight	Carton Cube	Freight Class
The three-sided dump rails provide easier access for mail collection. 6" high by ¾" thick with complementary-colored T-molding. Field-installed.										
<b>Dump Rails</b>										
	ADR33	Dump Rail 3-Sided 36"W x ¾"D x 6"H	High Pressure Thermally-Fused	ADR33LAM ADR33	510.00 381.00	510.00 381.00	1 1	19 19	- -	- -
	ADR34	Tambour Door Storage Console with Lock 48"W x ¾"D x 6"H	High Pressure Thermally-Fused	ADR34LAM ADR34	539.00 426.00	539.00 426.00	1 1	22 22	- -	- -
	ADR35	Tambour Door Storage Console with Lock 60"W x ¾"D x 6"H	High Pressure Thermally-Fused	ADR35LAM ADR35	555.00 459.00	555.00 459.00	1 1	25 25	- -	- -
	ADR36	Tambour Door Storage Console with Lock 72"W x ¾"D x 6"H	High Pressure Thermally-Fused	ADR36LAM ADR36	584.00 492.00	584.00 492.00	1 1	27 27	- -	- -
	ADR2	Side Rails for Elevated Sorters 13¾"W x ¾"D x 6"H	High Pressure Thermally-Fused	ADR2LAM ADR2	342.00 283.00	342.00 283.00	1 1	5 5	- -	- -
<b>Utility Drawer</b> - Provide secured storage (lock standard) for meter heads, stamps, etc. Mounts to any table without doors. Field-installed.										
	ADRW2K	Utility Drawer 16"W x 13"D x 6"H		ADRW2K	456.00	456.00	1	18	-	-
<b>Pencil Drawer</b> - Store pencils, other small objects. Mounts to any table without doors; field installed. Black only.										
	1218	Pencil Drawer 24"W x 16"D x 1 ¾"H		1218	148.00	148.00	1	7	-	-
	<b>Table Casters</b> - Heavy-duty Casters with braking action; add mobility to any mail room table.									
	ACASTK	6"H Table Casters, Set of 4, field-installed Weight rating 500 lbs. per set of four		ACASTK	391.00	391.00	1	6.5	-	-

Office Suites  
Seating  
Tables  
Desks  
Meeting Essentials  
Personal Organization  
Ergonomics  
High Density Storage  
Storage & Filing  
Facilities  
Technology Furniture  
Art & Engineering

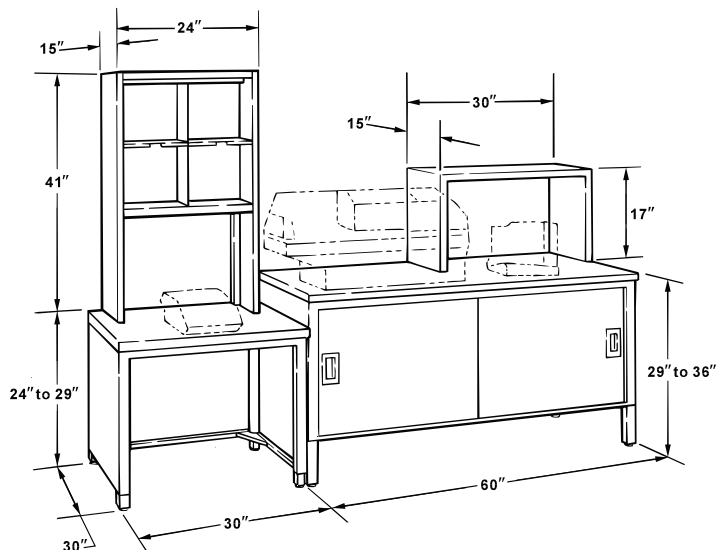


# Mailflow Systems® - Meter Machine Workstation

## Meter Machine Workstation

The Meter Machine Workstation shown at the right combines several Mailflow Systems® models to support a scale and meter machine in a typical configuration. See specifications for tables stated on pages 374-375 sorters pages 358-369, accessory platforms page 377; then specify the meter machine workstation configuration that best suits your needs. As an example, the Meter Machine Workstation as shown at right includes:

Model #	Description	List Price Each
TW30	Work Table	1,227.00
SC2441EH	Elevated Sorter (17" elevation)	1,279.00
SS24LM01	Shelf Support	51.00
1112P06	Shelf (2)	150.00
TSA6030D	Storage Table with doors	2,811.00
AP3017	Accessory Platform	721.00

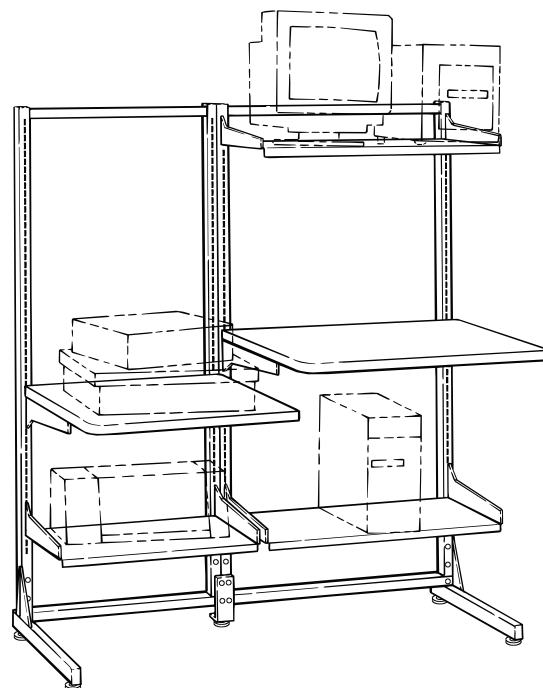


See specifications and prices for individual models.

# Mailflow Systems® - Shipping Workstation

- **Standard finishes:** Mist or Sand powder coat paint finish with Birch low-pressure laminate work surface

Model #	Description	List Price Each
3203060	Frame, 30"W x 60"H	645.00
3202460	Frame, 24"W x 60"H	626.00
350213R	Leg, Single Right	313.00
350213L	Leg, Single Left	313.00
350212	Foot, Center Support	96.00
3403030	Work Surface, 30"W x 30"D	608.00
3402430	Work Surface, 24"W x 30"D	537.00
3303016	Horizontal Mounting Shelf (2)	270.00
3302416	Horizontal Mounting Shelf	223.00

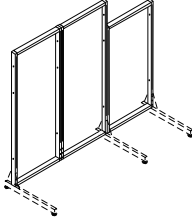
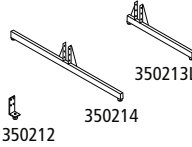
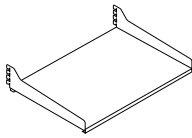
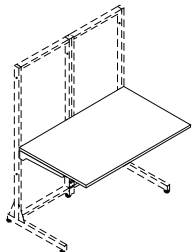


SW1 Shipping Workstation

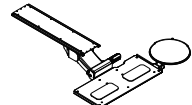
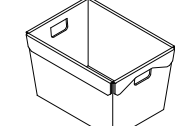
# Mailflow Systems® - Build-Your-Own Shipping Workstation

Build-your-own shipping system with individual frames, shelves, work surfaces and accessories.

- Frames are heavy-duty 11-gauge welded tubular steel
- Frames are slotted on 1" vertical increments allowing components to connect without tools
- Frames can be bolted together as your needs expand. 800 lbs. maximum load per frame
- Shelves are 14-gauge steel with welded attachment brackets
- Work surfaces are of 1" thick thermally-fused low-pressure laminate with medium density wood cores
- Standard finishes: Mist or Sand powder coat paint finish with Birch low-pressure laminate work surface

Model #	Description	Model #	List Price Ea.	Carton Price	Quantity Per Carton	Actual Weight	S-Parcel Billable Weight	Carton Cube	Freight Class
<b>Steel Frames - 800 lbs. Maximum Load Per Frame</b>									
	<b>3202460</b>	Steel Frame, 24"W x 60"H	3202460	626.00	626.00	1	36	-	-
	<b>3202472</b>	Steel Frame, 24"W x 72"H	3202472	672.00	672.00	1	40	-	-
	<b>3202484</b>	Steel Frame, 24"W x 84"H	3202484	738.00	738.00	1	44	-	-
	<b>3203060</b>	Steel Frame, 30"W x 60"H	3203060	645.00	645.00	1	39	-	-
	<b>3203072</b>	Steel Frame, 30"W x 72"H	3203072	685.00	685.00	1	43	-	-
	<b>3203084</b>	Steel Frame, 30"W x 84"H	3203084	755.00	755.00	1	48	-	-
	<b>3203660</b>	Steel Frame, 24"W x 60"H	3203660	667.00	667.00	1	40	-	-
	<b>3203672</b>	Steel Frame, 24"W x 72"H	3203672	698.00	698.00	1	47	-	-
	<b>3203684</b>	Steel Frame, 24"W x 84"H	3203684	766.00	766.00	1	48	-	-
<b>Standard finishes:</b> Mist or Sand powder coat paint finish, please specify when ordering									
<b>Leg Options</b>									
	<b>350212</b>	Foot, Center Support	350212	96.00	96.00	1	2	-	-
	<b>350213R</b>	Leg, Single Right	350213R	313.00	313.00	1	13	-	-
	<b>350213L</b>	Leg, Single Left	350213L	313.00	313.00	1	13	-	-
	<b>350214</b>	Leg, Double-Sided (Universal)	350214	389.00	389.00	1	11	-	-
	<b>350215</b>	Casters for Frame (Pair; 1 Locks)	350215	158.00	158.00	1	4	-	-
<b>Standard finishes:</b> Mist or Sand powder coat paint finish, please specify when ordering									
<b>Horizontal Mounting Shelf, Steel (Includes Mounting Brackets)</b>									
	<b>3302416</b>	Steel Frame, 24"W x 16"D	3302416	223.00	223.00	1	16	-	-
	<b>3303016</b>	Steel Frame, 30"W x 16"D	3303016	270.00	270.00	1	19	-	-
	<b>3303616</b>	Steel Frame, 36"W x 16"D	3303616	348.00	348.00	1	20	-	-
	<b>3304816</b>	Steel Frame, 48"W x 16"D	3304816	504.00	504.00	1	27	-	-
	<b>3305416</b>	Steel Frame, 54"W x 16"D	3305416	533.00	533.00	1	24	-	-
	<b>3306016</b>	Steel Frame, 60"W x 16"D	3306016	565.00	565.00	1	32	-	-
<b>Standard finishes:</b> Mist or Sand powder coat paint finish, please specify when ordering									
<b>Desk Worksurface (Includes Mounting Brackets)</b>									
	<b>3402430</b>	Work Surface, 24"W x 30"D	3402430	537.00	537.00	1	24	-	-
	<b>3403030</b>	Work Surface, 30"W x 30"D	3403030	608.00	608.00	1	30	-	-
	<b>3403630</b>	Work Surface, 36"W x 30"D	3403630	672.00	672.00	1	34	-	-
	<b>3404830</b>	Work Surface, 48"W x 30"D	3404830	804.00	804.00	1	45	-	-
	<b>3406030</b>	Work Surface, 60"W x 30"D	3406030	1,048.00	1,048.00	1	56	-	-
	<b>3407230</b>	Work Surface, 72"W x 30"D	3407230	1,142.00	1,142.00	1	78	-	-
	<b>3409030</b>	Work Surface, 90"W x 30"D	3409030	1,446.00	1,446.00	1	96	-	-
	<b>350220</b>	Adjustable Front Support Leg	350220	202.00	202.00	1	4	-	-
<b>Finish:</b> Birch Thermally-Fused laminate work surface									

# Mailflow Systems® - Mailroom Accessories

<b>Keyboard Accessories</b>									
	<b>19503TA</b>	Combination Keyboard/Mouse Platform 19"W x 8 1/4"D, 9" Diameter Mouse Platform Track is 16" Long Available in Black only	19503TA	647.00	647.00	1	15	-	-
<b>Totes</b>									
	<b>90225</b>	Totes, Pack of 3 13 1/4"W x 18 1/4"D x 11 1/2"H	90225	187.00	187.00	3	8	-	-
Totes of lightweight, high-density polyethylene with 3/8" dia. galvanized wire rod reinforcement at top. Available in packages of 3									

Office Suites  
Seating  
Tables  
Desks  
Meeting Essentials  
Personal Organization  
Ergonomics  
High Density Storage  
Storage & Filing  
Facilities  
Technology Furniture  
Art & Engineering

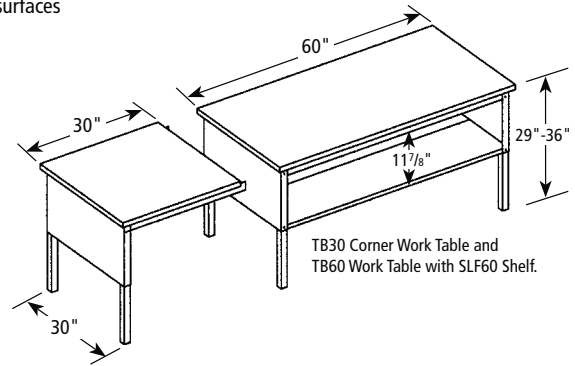
## Mailflow-To-Go™ - Work Tables



The perfect solution for smaller organizations needing economical and functional mail center furniture.

- Rugged steel frame construction with 1" thick thermally-fused low-pressure laminate work surfaces
- 500 lb. weight capacity
- Ready to assemble

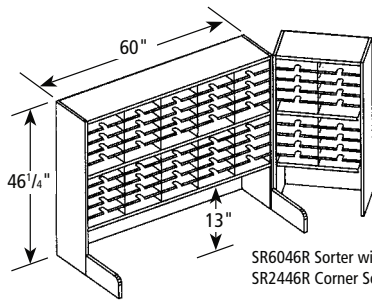
### Work Table

- Choice of either a 48"W or a 60"W rectangular table with attaching 30"W corner table
- Corner table has two legs and must be installed adjacent to work table
- Legs are 1½" square, 16-gauge brushed chrome tubular steel
- Tables adjust from 29" - 36" H on 1" increments
- Standard Finishes: Pebble Gray paint with Birch TFL laminate work surface
- Work surfaces have 3mm PVC edge
- 48"W and 60"W table has optional Shelf for under surface storage
- SLF48 and SLF60 each have 75 lb. capacity





Model #	Description	Model #	List Price Ea.	Carton Price	Quantity Per Carton	Actual Weight	S-Parcel Billable Weight	Carton Cube	Freight Class
<b>Work Tables</b>  									
TB48	48"W Work Table 48"W x 30"D x 29-36"H	TB48	839.00	839.00	1	90	-	-	-
SLF48	Shelf for 48"W Work Table 44"W x 25½"D x 1"H	SLF48	197.00	197.00	1	20	-	-	-
TB60	60"W Work Table 60"W x 30"D x 29-36"H	TB60	1,111.00	1,111.00	1	112	-	-	-
SLF60	Shelf for 60"W Work Table 56"W x 25½"D x 1"H	SLF60	211.00	211.00	1	25	-	-	-
TB30	30"W Corner Work Table 30"W x 30"D x 29-36"H	TB30	798.00	798.00	1	53	-	-	-
1219	Pencil Tray (Black Only) 21"W x 16"D x 1¼"H	1219	148.00	148.00	1	-	-	-	-

## Mailflow-To-Go™ - Sorters



### Sorters

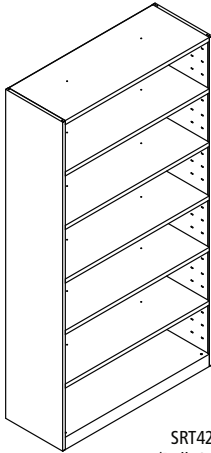
- Standard pocket dimension: 11⅝"W x 2⅝"H x 13¼"D. Shelves are fixed
- Pockets sized to accommodate commonly used 10 x 13" flat envelopes
- 48"W and 60"W sorters available in multiple heights, with or without elevated riser
- 24"W sorter available in a two-tier with riser configuration only
- Optional side dump rails, task light and label holders
- Durable steel construction, ready to assemble

Model #	Description	Model #	List Price Ea.	Carton Price	Quantity Per Carton	Actual Weight	S-Parcel Billable Weight	Carton Cube	Freight Class
<b>Sorters</b>  									
SR4833R	1-Tier Riser, 48"W x 13¼"D x 33¼"H - 20 Pockets	SR4833R	967.00	967.00	1	91	-	-	-
SR4833	2-Tier No Riser, 48"W x 13¼"D x 33¼"H - 40 Pockets	SR4833	1,213.00	1,213.00	1	133	-	-	-
SR4846R	2-Tier Riser, 48"W x 13¼"D x 46¼"H - 40 Pockets	SR4846R	1,501.00	1,501.00	1	146	-	-	-
SR6033R	1-Tier Riser, 60"W x 13¼"D x 33¼"H - 25 Pockets	SR6033R	983.00	983.00	1	113	-	-	-
SR6033	2-Tier No Riser, 60"W x 13¼"D x 33¼"H - 50 Pockets	SR6033	1,277.00	1,277.00	1	166	-	-	-
SR6046R	2-Tier Riser, 60"W x 13¼"D x 46¼"H - 50 Pockets	SR6046R	1,592.00	1,592.00	1	182	-	-	-
SR2446R	Corner Sorter, 24"W x 13¼"D x 46¼"H - 20 Pockets	SR2446R	963.00	963.00	1	85	-	-	-
DR2	Dump Rails, 15"W x ¾"D x 6"H	DR2	135.00	135.00	1	5	-	-	-
4904K	48"W Task Light (Use for 60" Sorter) 48"W x 4"D x 2"H	4904K	317.00	317.00	1	10	-	-	-
3704K	36"W Task Light (Use for 48" Sorter) 48"W x 4"D x 2"H	3704K	262.00	262.00	1	8	-	-	-
<b>Standard Finish:</b> Pebble Gray powder coat paint finish only									
90145	Label Holder (Set of 20) - Adhesive	90145	30.00	30.00	1	1 oz.	-	-	-
911785	Label Holder (Set of 20) - Magnetic	911785	49.00	49.00	1	3 oz.	-	-	-
922VEL	Label Holder (Set of 20) - Velcro®	922VEL	54.00	54.00	1	3 oz.	-	-	-

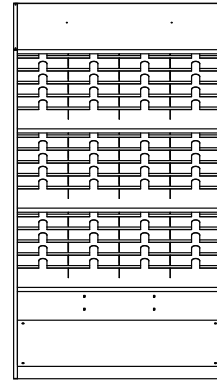
**Mailflow-To-Go™ Cabinets**

These reconfigurable Mailflow-to-Go™ cabinets are a perfect addition to any mail or storage room. Their clever design uses one standard cabinet with any of three internal configurations creating a mail sort station, literature organizer or a standard shelving unit for bulk storage.

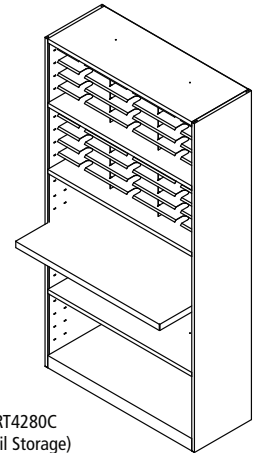
- Cabinet measures 42" W x 80" H x 16" D
- Weight capacity 50 lbs. per shelf
- Three unique configurations (Mail, Literature or Bulk Storage)
- Easy to assemble, no hardware required
- Available in Pebble Gray only





SRT4280A  
(Bulk Storage)



SRT4280B  
(Literature/Form Storage)



SRT4280C  
(Mail Storage)  
(Note: Reference Shelf 25" D)

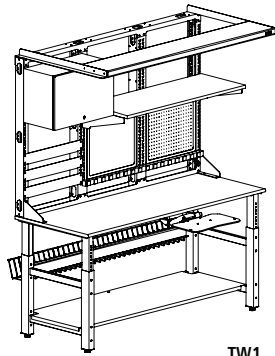
Model #	Description	Model #	List Price Ea.	Carton Price	Quantity Per Carton	Actual Weight	S-Parcel Billable Weight	Carton Cube	Freight Class
<b>Cabinets</b>  									
SRT4280A	Bulk Storage Cabinet, 5 Adjustable Shelves 42"W x 16"D x 80"H	SRT4280A	1,561.00	1,561.00	1	154	-	-	-
SRT4280B	Storage Cabinet, Literature/Forms, 72 Pockets 42"W x 16"D x 80"H, Pocket Size: 10 1/8"W x 12 3/4"D x 2 1/4"H	SRT4280B	2,468.00	2,468.00	1	234	-	-	-
SRT4280C	Mail Storage Cabinet, 30 Pockets 42"W x 16"D x 80"H, Pocket Size: 13 1/4"W x 12 3/4"D x 2 1/4"H	SRT4280C	2,235.00	2,235.00	1	202	-	-	-
SRTD4280A	Bulk Storage Cabinet w/Doors, 5 Adjustable Shelves 42"W x 16"D x 80"H	SRTD4280A	2,211.00	2,211.00	1	204	-	-	-
SRTD4280B	Cabinet w/Doors, Literature/Forms, 72 Pockets 42"W x 16"D x 80"H, Pocket Size: 10 1/8"W x 12 3/4"D x 2 1/4"H	SRT4280B	2,468.00	2,468.00	1	284	-	-	-

Office Suites  
Seating  
Tables  
Desks  
Meeting Essentials  
Personal Organization  
Ergonomics  
High Density Storage  
Storage & Filing  
Facilities  
Technology Furniture  
Art & Engineering

# TechWorks® Typicals

Note: All typical bench tops and organizer frame shelves are priced with High Pressure Laminate (HPL) and Bullnose 3mm edge (Black only) options. Changing options on typicals will require a change to list price.

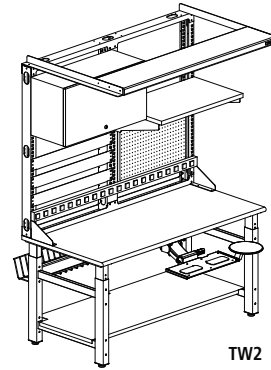
GSA



TW1

QTY.	DESCRIPTION	MODEL NO.	LIST PRICE EACH
1	72"W x 30"D, Table with Laminate Top	728H	1,808.00
1	72"W x 48"H, Upper Frame	713	1,010.00
1	48"W x 18"D, Laminate Fixed Shelf	717H	712.00
1	Retractable Keyboard/Mouse Platform	19503ATW	647.00
1	Full Base Shelf, 72"W x 23"D	723	435.00
3	24"W x 3"H, Part Bin Panels	758	95.00
1	24"W, Lockable Storage Bin	763	887.00
1	48"W, 15 amp Power Strip	767	379.00
1	72"W, Task Light (48"H Frames)	793	945.00
1	24"W x 24"H, Pegboard	752	266.00
1	72"W, Wire Cable Basket	779	493.00
1	24"W x 24"H, Whiteboard	744	266.00
<b>TW1</b>			<b>8,132.00</b>

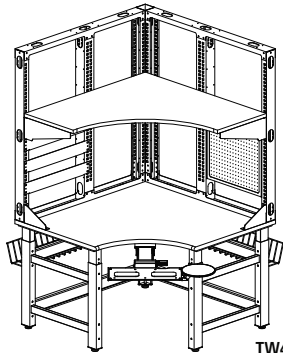
GSA



TW2

QTY.	DESCRIPTION	MODEL NO.	LIST PRICE EACH
1	60"W x 30"D, Table with Laminate Top	727H	1,687.00
1	60"W x 48"H, Upper Frame	710	921.00
1	30"W x 18"D, Lam. Fixed Shelf	798H	667.00
1	Retractable Keyboard/Mouse Platform	19503ATW	647.00
1	Full Base Shelf, 60"W x 23"D	722	370.00
3	30"W x 3"H, Part Bin Panels	759	108.00
1	30"W, Lockable Storage Bin	764	1,111.00
1	60"W, 15 amp Power Strip	768	458.00
1	60"W, Task Light	792	920.00
1	30"W x 24"H, Pegboard	755	287.00
1	60"W, Wire Cable Basket	778	402.00
<b>TW2</b>			<b>7,792.00</b>

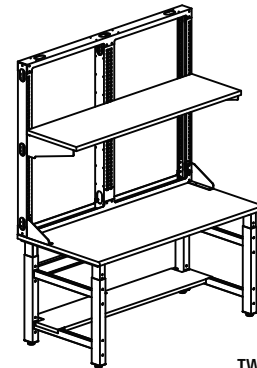
GSA



TW4

QTY.	DESCRIPTION	MODEL NO.	LIST PRICE EACH
1	48"W x 30"D, Corner Table with Laminate	729H	2,083.00
1	48"W x 48"H, Upper Corner Frame	716	1,446.00
1	24"W x 18"D, Laminate Corner Shelf	720H	1,186.00
1	Retractable Keyboard/Mouse Platform	19503ATW	647.00
3	24"W x 3"H, Part Bin Panels	758	95.00
1	24"W x 24"H, Pegboard	752	266.00
2	48"W, Wire Cable Basket	777	335.00
<b>TW4</b>			<b>6,582.00</b>

GSA



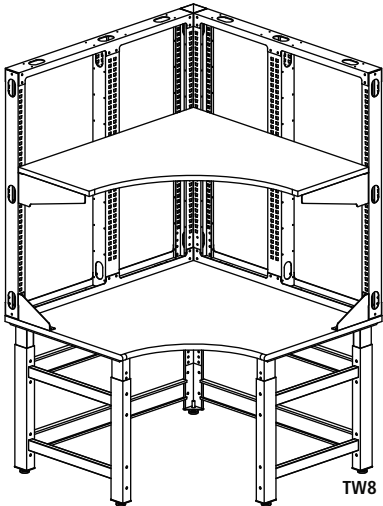
TW6

QTY.	DESCRIPTION	MODEL NO.	LIST PRICE EACH
1	60"W x 30"D, Table with Laminate Top	727H	1,687.00
1	60"W x 48"H, Upper Frame	710	921.00
1	60"W x 18"D, Laminate Fixed Shelf	718H	792.00
1	Partial Base Shelf, 60"W x 12"D	739	274.00
<b>TW6</b>			<b>3,674.00</b>

Office Suites  
Seating  
Tables  
Desks  
Meeting Essentials  
Personal Organization  
Ergonomics  
High Density Storage  
Storage & Filing  
Facilities  
Technology Furniture  
Art & Engineering

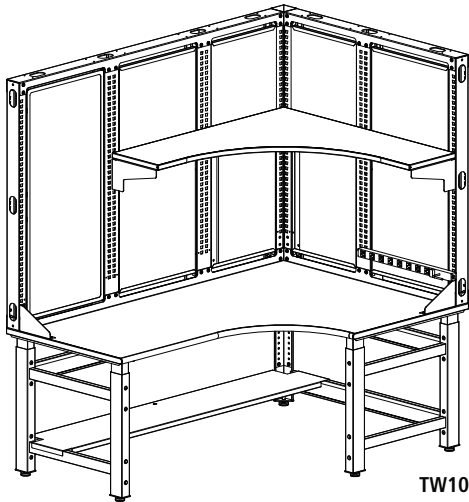
Note: All typical bench tops and organizer frame shelves are priced with High Pressure Laminate (HPL) and Bullnose 3mm edge (Black only) options. Changing options on typical will require a change to list price.

GSA



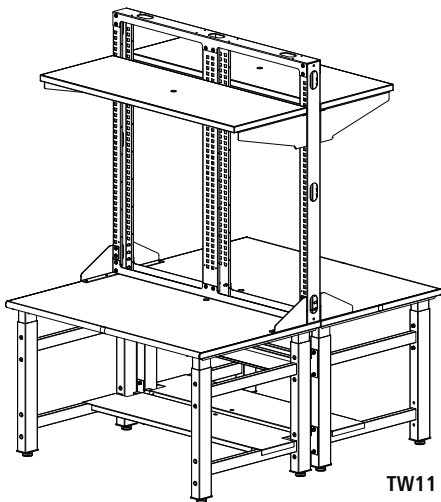
QTY.	DESCRIPTION	MODEL NO.	LIST PRICE EACH
1	48"W x 30"D, Corner Table with Laminate Top	729H	2,083.00
1	48"W x 48"H, Upper Corner Frame	716	1,446.00
1	48"W x 18"D, Laminate Corner Shelf	720H	1,186.00
<b>TW8</b>			<b>4,715.00</b>

GSA



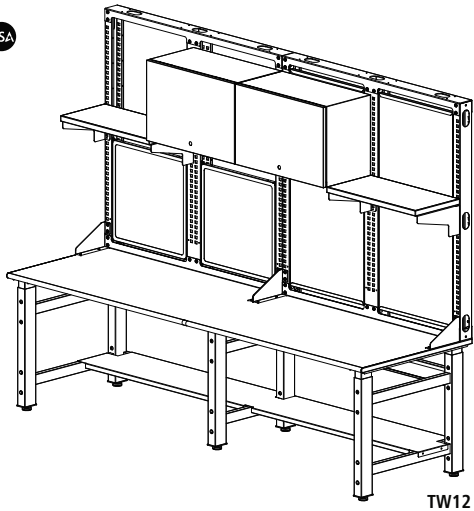
QTY.	DESCRIPTION	MODEL NO.	LIST PRICE EACH
1	72"W x 48"D x 30"H, Corner Table with Lam. Top	729H05	2,520.00
1	72"W x 48"D x 48"H, Corner Upper Frame	71503	1,557.00
1	48"W x 48"D x 12"H, Laminate Corner Shelf	72012H	889.00
1	72"W x 12"D, Partial Base Shelf	740C	320.00
1	24"W x 48"H, Whiteboard	746	380.00
2	24"W x 48"H, Fabric Screen	746F	455.00
2	20"W x 48"H, Fabric Screen	746FC	442.00
1	24"W, 15 amp Power Strip, 8 outlets, 15' Cord	765	335.00
<b>TW10</b>			<b>7,713.00</b>

GSA



QTY.	DESCRIPTION	MODEL NO.	LIST PRICE EACH
2	48"W x 30"D, Table with Laminate Top	700H	1,635.00
1	48"W x 48"H, Upper Frame	707	862.00
2	48"W x 18"D, Laminate Fixed Shelf	717H	712.00
2	Partial Base Shelf, 48"W x 12"D	738	223.00
1	Back-to-Back Shared Upper Frame Hardware Kit	733	132.00
<b>TW11</b>			<b>6,136.00</b>

GSA

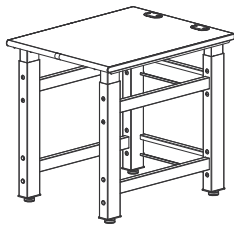


QTY.	DESCRIPTION	MODEL NO.	LIST PRICE EACH
1	96"W x 30"D, Adjustable Table with Lam. Top	79630H	2,927.00
2	48"W x 48"H, Upper Frame	707	862.00
2	24"W x 48"H, Fabric Screen	746F	455.00
2	24"W x 48"H, Whiteboard	744	266.00
2	24"W x 12"D 16"H, Lockable Storage Bin	763	887.00
2	24"W x 12"D, Laminate Fixed Shelf	79712H	482.00
1	Partial Base Shelf, 96"W x 12"D	74096	362.00
<b>TW12</b>			<b>9,027.00</b>

Office Suites  
Seating  
Tables  
Desks  
Meeting Essentials  
Personal Organization  
Ergonomics  
High Density Storage  
Storage & Filing  
Facilities  
Technology Furniture  
Art & Engineering

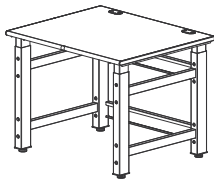
- Available in 24", 30", 36", 48", 60", 72" and 96" widths, and 24", 30" and 36" depths
- Bullnose T-mold front edge with 3mm PVC on remaining sides. Black only
- Benches are height-adjustable from 26" to 38" (29" to 41" with caster kit)
- Table base accommodates a full or partial base shelf
- Standard 3" cable management grommets on work surfaces for ease of routing cables
- Table base accommodates a full or partial base shelf
- 45 lb. density particle board with TFL (Thermally-Fused Laminate 1" thick), HPL (High Pressure Laminate 1 1/8" thick) or ESD (Electro-Static Discharge 1 1/8" thick) with grounding terminus, or Butcher Block (1 3/4" thick with bullnose front edge)
- Additional custom sizes available, call Customer Care for quotation
- ESD available in Gray laminate with Black edge banding only
- Stainless Steel available in select sizes with a 16-GA, type 304 finish, wrapped and welded corners (no grommets)
- Recommended paint finishes: Textured Black, Graphite, Gray or choose from the Safco® Corporate Color program
- Chemical Resistant Laminates (White only with post formed edge), Stainless Steel, and Phenolic Resin (Black only) tops also available, email or call for quotation
- Supports 1,000 lbs. and has welded support foot and leveler
- Work surfaces attach with metal-to-metal fasteners
- Ships KD

**Let Our Professional Design Staff Help You with TechWorks® Space Planning**  
 Call 800-735-6869 or email [spaceplanning@safcoproducts.com](mailto:spaceplanning@safcoproducts.com).  
 See page 279 for more details.



700L01

Model No.	Description	Weight	List Price
<b>24" Wide Benches</b>			
7024L01	24"W x 24"D, Adjustable Table with low pressure laminate surface	118	1,168.00
7024H01	24"W x 24"D, Adjustable Table with high pressure laminate surface	118	1,189.00
7024E01	24"W x 24"D, Adjustable Table with ESD laminate	118	1,398.00
7024B01	24"W x 24"D, Adjustable Table with 1 3/4" thick butcher block surface	124	1,394.00
700BN01	24"W x 24"D, Adjustable Table with 1 3/4" thick butcher block surface (no grommet, 1/8" radius edge)	124	1,394.00
7024S01	24"W x 24"D, Adjustable Table with Stainless Steel surface (no grommet)	130	3,083.00
700L01	24"W x 30"D, Adjustable Table with low pressure laminate surface	120	1,177.00
700H01	24"W x 30"D, Adjustable Table with high pressure laminate surface	120	1,302.00
700E01	24"W x 30"D, Adjustable Table with ESD laminate	120	1,590.00
700B02	24"W x 30"D, Adjustable Table with 1 3/4" thick butcher block surface	130	1,602.00
700BN02	24"W x 30"D, Adjustable Table with 1 3/4" thick butcher block surface (no grommet, 1/8" radius edge)	130	1,602.00
700S01	24"W x 30"D, Adjustable Table with Stainless Steel surface (no grommet)	136	3,083.00
701L01	24"W x 36"D, Adjustable Table with low pressure laminate surface	125	1,260.00
701H02	24"W x 36"D, Adjustable Table with high pressure laminate surface	125	1,356.00
701E01	24"W x 36"D, Adjustable Table with ESD laminate	125	1,741.00
701B02	24"W x 36"D, Adjustable Table with 1 3/4" thick butcher block surface	136	1,643.00
701BN02	24"W x 36"D, Adjustable Table with 1 3/4" thick butcher block surface (no grommet, 1/8" radius edge)	136	1,643.00
701S01	24"W x 36"D, Adjustable Table with Stainless Steel surface (no grommet)	142	3,083.00
<b>30" Wide Benches</b>			
7124L01	30"W x 24"D, Adjustable Table with low pressure laminate surface	121	1,244.00
7124H01	30"W x 24"D, Adjustable Table with high pressure laminate surface	121	1,265.00
7124E01	30"W x 24"D, Adjustable Table with ESD laminate	121	1,487.00
7124B01	30"W x 24"D, Adjustable Table with 1 3/4" thick butcher block surface	135	1,477.00
705BN03	30"W x 24"D, Adjustable Table with 1 3/4" thick butcher block surface (no grommet, 1/8" radius edge)	141	1,477.00
7124S01	30"W x 24"D, Adjustable Table with Stainless Steel surface (no grommet)	135	3,193.00
705L01	30"W x 30"D, Adjustable Table with low pressure laminate surface	128	1,253.00
705H01	30"W x 30"D, Adjustable Table with high pressure laminate surface	128	1,383.00
705E01	30"W x 30"D, Adjustable Table with ESD laminate	128	1,692.00
705B01	30"W x 30"D, Adjustable Table with 1 3/4" thick butcher block surface	139	1,698.00
705BN01	30"W x 30"D, Adjustable Table with 1 3/4" thick butcher block surface (no grommet, 1/8" radius edge)	139	1,665.00
705S01	30"W x 30"D, Adjustable Table with Stainless Steel surface (no grommet)	45	3,193.00
705L02	30"W x 36"D, Adjustable Table with low pressure laminate surface	135	1,340.00
705H02	30"W x 36"D, Adjustable Table with high pressure laminate surface	135	1,441.00
705E02	30"W x 36"D, Adjustable Table with ESD laminate	135	1,853.00
705B02	30"W x 36"D, Adjustable Table with 1 3/4" thick butcher block surface	143	1,741.00
705BN02	30"W x 36"D, Adjustable Table with 1 3/4" thick butcher block surface (no grommet, 1/8" radius edge)	143	1,706.00
705S02	30"W x 36"D, Adjustable Table with Stainless Steel surface (no grommet)	149	3,193.00



700L02

GSA

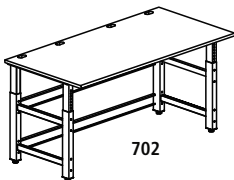
Model No.	Description	Weight	List Price
<b>36" Wide Benches</b>			
7224L01	36"W x 24"D, Adjustable Table with low pressure laminate surface	126	1,323.00
7224H01	36"W x 24"D, Adjustable Table with high pressure laminate surface	26	1,344.00
7224E01	36"W x 24"D, Adjustable Table with ESD laminate	126	1,583.00
7224B01	36"W x 24"D, Adjustable Table with 1 3/4" thick butcher block surface	137	1,563.00
701BN01	36"W x 24"D, Adjustable Table with 1 3/4" thick butcher block surface (no grommet, 1/8" radius edge)	137	1,534.00
7224S01	36"W x 24"D, Adjustable Table with Stainless Steel surface (no grommet)	143	3,412.00
700L02	36"W x 30"D, Adjustable Table with low pressure laminate surface	130	1,332.00
700H02	36"W x 30"D, Adjustable Table with high pressure laminate surface	130	1,515.00
700E02	36"W x 30"D, Adjustable Table with ESD laminate	130	1,799.00
700B03	36"W x 30"D, Adjustable Table with 1 3/4" thick butcher block surface	140	1,799.00
700BN03	36"W x 30"D, Adjustable Table with 1 3/4" thick butcher block surface (no grommet, 1/8" radius edge)	40	1,764.00
700S02	36"W x 30"D, Adjustable Table with Stainless Steel surface (no grommet)	146	3,412.00
701L03	36"W x 36"D, Adjustable Table with low pressure laminate surface	154	1,427.00
701H03	36"W x 36"D, Adjustable Table with high pressure laminate surface	142	1,535.00
701E03	36"W x 36"D, Adjustable Table with ESD laminate	142	1,971.00
701B03	36"W x 36"D, Adjustable Table with 1 3/4" thick butcher block surface	154	1,846.00
701BN03	36"W x 36"D, Adjustable Table with 1 3/4" thick butcher block surface (no grommet, 1/8" radius edge)	154	1,809.00
700S03	36"W x 36"D, Adjustable Table with Stainless Steel surface (no grommet)	160	3,412.00

GSA

<b>48" Wide Benches</b>			
70024	48"W x 24"D, Adjustable Table with low pressure laminate surface	131	1,471.00
70024H	48"W x 24"D, Adjustable Table with high pressure laminate surface	131	1,495.00
70024E	48"W x 24"D, Adjustable Table with ESD laminate	131	1,758.00
70024B	48"W x 24"D, Adjustable Table with 1 3/4" thick butcher block surface	145	1,725.00
70024BN	48"W x 24"D, Adjustable Table with 1 3/4" thick butcher block surface (no grommet, 1/8" radius edge)	151	1,692.00
70024S	48"W x 24"D, Adjustable Table with Stainless Steel surface (no grommet)"	145	3,572.00
700	48"W x 30"D, Adjustable Table with low pressure laminate surface	139	1,481.00
700H	48"W x 30"D, Adjustable Table with high pressure laminate surface	139	1,635.00
700E	48"W x 30"D, Adjustable Table with ESD laminate	139	2,000.00
700B	48"W x 30"D, Adjustable Table with 1 3/4" thick butcher block surface	162	1,877.00
700BN	48"W x 30"D, Adjustable Table with 1 3/4" thick butcher block surface (no grommet, 1/8" radius edge)	162	1,840.00
700S	48"W x 30"D, Adjustable Table with Stainless Steel surface (no grommet)	168	3,572.00
701	48"W x 36"D, Adjustable Table with low pressure laminate surface	150	1,585.00
701H	48"W x 36"D, Adjustable Table with high pressure laminate surface	150	1,704.00
701E	48"W x 36"D, Adjustable Table with ESD laminate	150	2,189.00
701B	48"W x 36"D, Adjustable Table with 1 3/4" thick butcher block surface	183	1,929.00
701BN	48"W x 36"D, Adjustable Table with 1 3/4" thick butcher block surface (no grommet, 1/8" radius edge)	183	1,891.00
701S	48"W x 36"D, Adjustable Table with Stainless Steel surface (no grommet)	189	3,572.00

GSA

<b>60" Wide Benches</b>			
72724	60"W x 24"D, Adjustable Table with low pressure laminate surface	139	1,526.00
72724H	60"W x 24"D, Adjustable Table with high pressure laminate surface	139	1,655.00
72724E	60"W x 24"D, Adjustable Table with ESD laminate	139	2,299.00
72724B	60"W x 24"D, Adjustable Table with 1 3/4" thick butcher block surface	158	2,081.00
72724BN	60"W x 24"D, Adjustable Table with 1 3/4" thick butcher block surface (no grommet, 1/8" radius edge)	158	2,040.00
72724S	60"W x 24"D, Adjustable Table with Stainless Steel surface (no grommet)	164	3,765.00
727	60"W x 30"D, Adjustable Table with low pressure laminate surface	155	1,534.00
727H	60"W x 30"D, Adjustable Table with high pressure laminate surface	155	1,687.00
727E	60"W x 30"D, Adjustable Table with ESD laminate	155	2,632.00
727B	60"W x 30"D, Adjustable Table with 1 3/4" thick butcher block surface	187	2,419.00
727BN	60"W x 30"D, Adjustable Table with 1 3/4" thick butcher block surface (no grommet, 1/8" radius edge)	187	2,373.00
727S	60"W x 30"D, Adjustable Table with Stainless Steel surface (no grommet)	193	3,765.00
702	60"W x 36"D, Adjustable Table with low pressure laminate surface	170	1,635.00
702H	60"W x 36"D, Adjustable Table with high pressure laminate surface	170	1,758.00
702E	60"W x 36"D, Adjustable Table with ESD laminate	170	2,667.00
702B	60"W x 36"D, Adjustable Table with 1 3/4" thick butcher block surface	207	2,447.00
702BN	60"W x 36"D, Adjustable Table with 1 3/4" thick butcher block surface (no grommet, 1/8" radius edge)	207	2,400.00
702S	60"W x 36"D, Adjustable Table with Stainless Steel surface (no grommet)	213	3,765.00

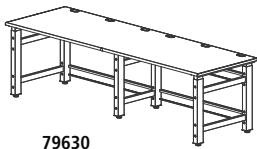


702

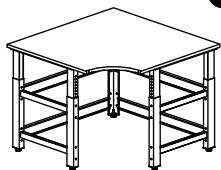
Office Suites  
Seating  
Tables  
Desks  
Meeting Essentials  
Personal Organization  
Ergonomics  
High Density Storage  
Storage & Filing  
Facilities  
Technology Furniture  
Art & Engineering



Model No.	Description	Weight	List Price
<b>72" Wide Benches</b>			
72824	72"W x 24"D, Adjustable Table with low pressure laminate surface	170	1,570.00
72824H	72"W x 24"D, Adjustable Table with high pressure laminate surface	170	1,706.00
72824E	72"W x 24"D, Adjustable Table with ESD laminate	170	2,633.00
72824B	72"W x 24"D, Adjustable Table with 1¾" thick butcher block surface	195	2,237.00
72824BN	72"W x 24"D, Adjustable Table with 1¾" thick butcher block surface (no grommet, ⅙" radius edge)	195	2,193.00
72824S	72"W x 24"D, Adjustable Table with Stainless Steel surface (no grommet)	201	3,935.00
728	72"W x 30"D, Adjustable Table with low pressure laminate surface	175	1,652.00
728H	72"W x 30"D, Adjustable Table with high pressure laminate surface	175	1,808.00
728E	72"W x 30"D, Adjustable Table with ESD laminate	175	2,654.00
728B	72"W x 30"D, Adjustable Table with 1¾" thick butcher block surface	215	2,474.00
728BN	72"W x 30"D, Adjustable Table with 1¾" thick butcher block surface (no grommet, ⅙" radius edge)	215	2,424.00
728S	72"W x 30"D, Adjustable Table with Stainless Steel surface (no grommet)	221	3,935.00
703	72"W x 36"D, Adjustable Table with low pressure laminate surface	185	1,758.00
703H	72"W x 36"D, Adjustable Table with high pressure laminate surface	185	1,911.00
703E	72"W x 36"D, Adjustable Table with ESD laminate	185	2,686.00
703B	72"W x 36"D, Adjustable Table with 1¾" thick butcher block surface	236	2,497.00
703BN	72"W x 36"D, Adjustable Table with 1¾" thick butcher block surface (no grommet, ⅙" radius edge)	236	2,449.00
703S	72"W x 36"D, Adjustable Table with Stainless Steel surface (no grommet)	242	3,935.00
<b>96" Wide Benches</b>			
79624	96"W x 24"D, Adjustable Table with low pressure laminate surface	198	2,557.00
79624H	96"W x 24"D, Adjustable Table with high pressure laminate surface	98	2,606.00
79624E	96"W x 24"D, Adjustable Table with ESD laminate	198	3,060.00
79624B	96"W x 24"D, Adjustable Table with 1¾" thick butcher block surface	237	2,799.00
79624BN	96"W x 24"D, Adjustable Table with 1¾" thick butcher block surface (no grommet, ⅙" radius edge)	237	2,744.00
79624S	96"W x 24"D, Adjustable Table with Stainless Steel surface (no grommet)	242	4,233.00
79630	96"W x 30"D, Adjustable Table with low pressure laminate surface	225	2,695.00
79630H	96"W x 30"D, Adjustable Table with high pressure laminate surface	225	2,927.00
79630E	96"W x 30"D, Adjustable Table with ESD laminate	225	3,300.00
79630B	96"W x 30"D, Adjustable Table with 1¾" thick butcher block surface	270	3,020.00
79630BN	96"W x 30"D, Adjustable Table with 1¾" thick butcher block surface (no grommet, ⅙" radius edge)	270	2,960.00
79630S	96"W x 30"D, Adjustable Table with Stainless Steel surface (no grommet)	2760	4,233.00
79636	96"W x 36"D, Adjustable Table with low pressure laminate surface	245	2,757.00
79636H	96"W x 36"D, Adjustable Table with high pressure laminate surface	45	3,200.00
79636E	96"W x 36"D, Adjustable Table with ESD laminate	245	3,572.00
79636B	96"W x 36"D, Adjustable Table with 1¾" thick butcher block surface	300	3,300.00
79636BN	96"W x 36"D, Adjustable Table with 1¾" thick butcher block surface (no grommet, ⅙" radius edge)	300	3,234.00
79636S	96"W x 36"D, Adjustable Table with Stainless Steel surface (no grommet)	306	4,233.00
<b>24" W Corner Benches - 24 x 24" tables do not have cutout on front.</b>			
704LCR	24"W x 24"D, Corner Adjustable Table with low pressure laminate surface	128	1,553.00
704HCR	24"W x 24"D, Corner Adjustable Table with high pressure laminate surface	128	1,581.00
704ECR	24"W x 24"D, Corner Adjustable Table with ESD laminate	128	1,860.00
704BCR	24"W x 24"D, Corner Adjustable Table with 1¾" thick butcher block surface	134	1,858.00
704BNCR	24"W x 24"D, Corner Adjustable Table with 1¾" thick butcher block surface (no grommet, ⅙" radius edge)	134	1,858.00
<b>30" W Corner Benches</b>			
705LCR	30"W x 30"D, Corner Adjustable Table with low pressure laminate surface	138	1,677.00
705HCR	30"W x 30"D, Corner Adjustable Table with high pressure laminate surface	138	1,775.00
705ECR	30"W x 30"D, Corner Adjustable Table with ESD laminate	138	1,991.00
705BCR	30"W x 30"D, Corner Adjustable Table with 1¾" thick butcher block surface	149	1,982.00
705BNCR	30"W x 30"D, Corner Adjustable Table with 1¾" thick butcher block surface (no grommet, ⅙" radius edge)	149	1,982.00
<b>36" W Corner Benches</b>			
701LCR	36"W x 36"D, Corner Adjustable Table with low pressure laminate surface	152	1,749.00
701HCR	36"W x 36"D, Corner Adjustable Table with high pressure laminate surface	152	1,889.00
701ECR	36"W x 36"D, Corner Adjustable Table with ESD laminate	152	2,151.00
701BCR	36"W x 36"D, Corner Adjustable Table with 1¾" thick butcher block surface	164	2,133.00
701BNCR	36"W x 36"D, Corner Adjustable Table with 1¾" thick butcher block surface (no grommet, ⅙" radius edge)	164	2,133.00



79630



705BNCR

Note: 96"W Benches have short depth 3rd leg in center for additional support

Model No.	Description	Weight	List Price
<b>48" W Corner Benches</b>			
72924	48"W x 24"D, Corner Adjustable Table with low pressure laminate surface	170	1,801.00
72924H	48"W x 24"D, Corner Adjustable Table with high pressure laminate surface	170	2,063.00
72924E	48"W x 24"D, Corner Adjustable Table with ESD laminate	170	2,450.00
72924B	48"W x 24"D, Corner Adjustable Table with 1 1/4" thick butcher block surface*	170	3,148.00
72924BN	48"W x 24"D, Corner Adjustable Table with 1 1/4" thick butcher block surface (no grommet, 1/8" radius edge)*	210	3,148.00
729	48"W x 30"D, Corner Adjustable Table with low pressure laminate surface	180	1,826.00
729H	48"W x 30"D, Corner Adjustable Table with high pressure laminate surface	180	2,083.00
729E	48"W x 30"D, Corner Adjustable Table with ESD laminate	180	2,497.00
729B	48"W x 30"D, Corner Adjustable Table with 1 1/4" thick butcher block surface*	220	3,789.00
729BN	48"W x 30"D, Corner Adjustable Table with 1 1/4" thick butcher block surface (no grommet, 1/8" radius edge)*	220	3,526.00
704	48"W x 36"D, Corner Adjustable Table with low pressure laminate surface	185	1,929.00
704H	48"W x 36"D, Corner Adjustable Table with high pressure laminate surface	185	2,083.00
704E	48"W x 36"D, Corner Adjustable Table with ESD laminate	185	2,654.00
704B	48"W x 36"D, Corner Adjustable Table with 1 1/4" thick butcher block surface*	230	3,893.00
704BN	48"W x 36"D, Corner Adjustable Table with 1 1/4" thick butcher block surface (no grommet, 1/8" radius edge)*	230	3,641.00

\* Two piece top

GSA

Model No.	Description	Weight	List Price
<b>60" W Corner Benches</b>			
73624	60"W x 24"D, Corner Adjustable Table with low pressure laminate surface	182	2,038.00
73624H	60"W x 24"D, Corner Adjustable Table with high pressure laminate surface	182	2,224.00
73624E	60"W x 24"D, Corner Adjustable Table with ESD laminate	182	2,695.00
73624B	60"W x 24"D, Corner Adjustable Table with 1 1/4" thick butcher block surface*	222	3,189.00
73624BN	60"W x 24"D, Corner Adjustable Table with 1 1/4" thick butcher block surface (no grommet, 1/8" radius edge)*	222	3,189.00
736	60"W x 30"D, Corner Adjustable Table with low pressure laminate surface	192	2,093.00
736H	60"W x 30"D, Corner Adjustable Table with high pressure laminate surface	192	2,339.00
736E	60"W x 30"D, Corner Adjustable Table with ESD laminate	192	2,828.00
736B	60"W x 30"D, Corner Adjustable Table with 1 1/4" thick butcher block surface*	232	3,631.00
736BN	60"W x 30"D, Corner Adjustable Table with 1 1/4" thick butcher block surface (no grommet, 1/8" radius edge)*	232	3,631.00
736L01	60"W x 36"D, Corner Adjustable Table with low pressure laminate surface	206	2,195.00
736H01	60"W x 36"D, Corner Adjustable Table with high pressure laminate surface	206	2,432.00
736E01	60"W x 36"D, Corner Adjustable Table with ESD laminate	206	2,899.00
736B01	60"W x 36"D, Corner Adjustable Table with 1 1/4" thick butcher block surface*	246	3,810.00
736BN01	60"W x 36"D, Corner Adjustable Table with 1 1/4" thick butcher block surface (no grommet, 1/8" radius edge)*	246	3,810.00

\*Two piece top

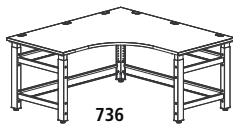
GSA

Model No.	Description	Weight	List Price
<b>72" W Corner Benches</b>			
74324B	72"W x 24"D, Corner Adjustable Table with 1 1/4" thick butcher block surface*	237	6,158.00
74324BN	72"W x 24"D, Corner Adjustable Table with 1 1/4" thick butcher block surface (no grommet, 1/8" radius edge)*	237	6,158.00
743B	72"W x 30"D, Corner Adjustable Table with 1 1/4" thick butcher block surface*	247	6,246.00
743BN	72"W x 30"D, Corner Adjustable Table with 1 1/4" thick butcher block surface (no grommet, 1/8" radius edge)*	247	6,246.00
7436B	72"W x 36"D, Corner Adjustable Table with 1 1/4" thick butcher block surface*	270	6,405.00
7436BN	72"W x 36"D, Corner Adjustable Table with 1 1/4" thick butcher block surface (no grommet, 1/8" radius edge)*	270	6,405.00

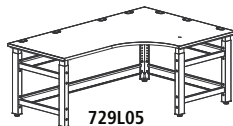
\*Two piece top

GSA

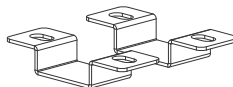
Model No.	Description	Weight	List Price
<b>L Shaped Benches</b>			
72924L05	72"W x 48" x 24"D, - L.H. Adjustable "L" Table with low pressure laminate surface	161	2,273.00
72924H05	72"W x 48" x 24"D, - L.H. Adjustable "L" Table with high pressure laminate surface	161	2,407.00
72924L07	72"W x 48" x 24"D, - R.H. Adjustable "L" Table with low pressure laminate surface	161	2,273.00
72924H07	72"W x 48" x 24"D, - R.H. Adjustable "L" Table with high pressure laminate surface	161	2,407.00
72924E07	72"W x 48" x 24"D, - R.H. Adjustable "L" Table with ESD surface	161	2,912.00
729L05	72"W x 48" x 30"D, - L.H. Adjustable "L" Table with low pressure laminate surface	167	2,382.00
729H05	72"W x 48" x 30"D, - L.H. Adjustable "L" Table with high pressure laminate surface	167	2,520.00
729E05	72"W x 48" x 30"D, - L.H. Adjustable "L" Table with ESD surface	167	3,025.00
729L07	72"W x 48" x 30"D, - R.H. Adjustable "L" Table with low pressure laminate surface	167	2,382.00
729H07	72"W x 48" x 30"D, - R.H. Adjustable "L" Table with high pressure laminate surface	167	2,520.00
729E07	72"W x 48" x 30"D, - R.H. Adjustable "L" Table with ESD surface	167	3,025.00
729L08	72"W x 48" x 36"D, - L.H. Adjustable "L" Table with low pressure laminate surface	189	2,492.00
729H08	72"W x 48" x 36"D, - L.H. Adjustable "L" Table with high pressure laminate surface	189	2,634.00
729E08	72"W x 48" x 36"D, - L.H. Adjustable "L" Table with ESD surface	189	3,127.00
729L09	72"W x 48" x 36"D, - R.H. Adjustable "L" Table with low pressure laminate surface	189	2,492.00
729H09	72"W x 48" x 36"D, - R.H. Adjustable "L" Table with high pressure laminate surface	189	2,634.00
729E09	72"W x 48" x 36"D, - R.H. Adjustable "L" Table with ESD surface	189	3,127.00
790	Connector kit *(two brackets to secure side-by-side benches)	2	66.00



736



729L05



790

Office Suites  
Seating  
Tables  
Desks  
Meeting Essentials  
Personal Organization  
Ergonomics  
High Density Storage  
Storage & Filing  
Facilities  
Technology Furniture  
Art & Engineering

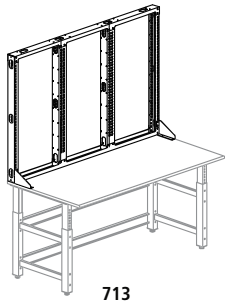
# TechWorks® Organizer Frames

- Attaches to top of TechWorks® benches
- 14-gauge cold rolled steel construction, frames support a maximum load rating of 400 lbs. (Evenly balanced)
- Available in 24", 36" and 48" Heights; 24", 30", 36", 48", 60" and 72" Widths; 30", 36", 48", 60" corner assemblies; and 72 x 48" L assemblies
- Mechanically fastened to work surfaces
- Uprights are slotted in 1" increments for maximum height adjustability of components
- 48" and higher frames have higher gusset

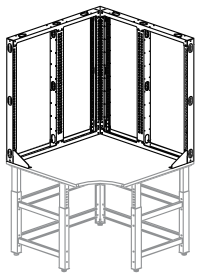
- Organizer frames incorporate both horizontal and vertical integrated cable management options without requiring external cable channels
- Organizer frames incorporate openings for bench top grommets
- Order surfaces with grommets when using an organizer frame
- Inner frame section of corner units will not fit all accessories
- **Recommended powder coat paint finishes:** Textured Black, Graphite, Gray or choose from the Safco® Corporate Color program
- Back-to-Back bench applications with shared organizer frame require 733 kit
- Ships KD



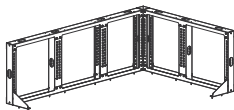
Model No.	Description	Weight	List Price
70502	24"W x 24"H, Upper Frame	20	506.00
70602	24"W x 36"H, Upper Frame	23	528.00
70702	24"W x 48"H, Upper Frame	25	548.00
70505	30"W x 24"H, Upper Frame	22	528.00
70605	30"W x 36"H, Upper Frame	24	561.00
70705	30"W x 48"H, Upper Frame	27	609.00
70503	36"W x 24"H, Upper Frame	24	552.00
70603	36"W x 36"H, Upper Frame	26	611.00
70703	36"W x 48"H, Upper Frame	29	658.00
705	48"W x 24"H, Upper Frame	31	703.00
706	48"W x 36"H, Upper Frame	35	759.00
707	48"W x 48"H, Upper Frame	39	862.00
708	60"W x 24"H, Upper Frame	42	774.00
709	60"W x 36"H, Upper Frame	45	855.00
710	60"W x 48"H, Upper Frame	51	921.00
711	72"W x 24"H, Upper Frame	53	855.00
712	72"W x 36"H, Upper Frame	59	932.00
713	72"W x 48"H, Upper Frame	67	1,010.00
70524	24"W x 24"H, Upper Corner Frame*	55	842.00
70624	24"W x 36"H, Upper Corner Frame*	59	886.00
70724	24"W x 48"H, Upper Corner Frame*	69	930.00
*Consists of one 20"W frame section, each side. (inside Dimensions)			
71401	30"W x 24"H, Upper Corner Frame*	58	875.00
71402	30"W x 36"H, Upper Corner Frame*	62	920.00
71403	30"W x 48"H, Upper Corner Frame*	73	974.00
*Consists of one 26"W frame section, each side. (inside dimensions)			
71601	36"W x 24"H, Upper Corner Frame*	60	908.00
71603	36"W x 36"H, Upper Corner Frame*	67	964.00
71604	36"W x 48"H, Upper Corner Frame*	75	1,018.00
*Consists of one 32"W frame section, each side. (inside Dimensions)			
714	48"W x 24"H, Upper Corner Frame*	65	1,271.00
715	48"W x 36"H, Upper Corner Frame*	72	1,321.00
716	48"W x 48"H, Upper Corner Frame*	80	1,446.00
*Consists of one 24"W outer frame section and one 20"W inner frame section, each side. Order two frames for 96"W bench.			
760	60"W x 24"H, Upper Corner Frame*	68	1,326.00
761	60"W x 36"H, Upper Corner Frame*	74	1,404.00
762	60"W x 48"H, Upper Corner Frame*	80	1,490.00
*Consists of one 30"W outer frame section and one 26"W inner frame section, each side.			
71101	72"W x 72"D x 24"H, Upper "L" Frame*	62	1,417.00
71202	72"W x 72"D x 36"H, Upper "L" Frame*	68	1,536.00
71303	72"W x 72"D x 48"H, Upper "L" Frame*	74	1,592.00
*Consists of two 24"W outer frame sections and one 20"W inner frame section, each side.			
71502	72"W x 48"D x 24"H, Upper "L" Frame*	64	1,375.00
71501	72"W x 48"D x 36"H, Upper "L" Frame*	70	1,451.00
71503	72"W x 48"D x 48"H, Upper "L" Frame*	76	1,557.00
*Consists of two 24"W outer frame sections and one 20"W inner frame section for the 72"W side. 48"W side consists of one 24"W outer frame section and one 20"W inner frame section.			
733	Back-to-Back Shared Upper Frame Hardware Kit	14	132.00
73303	Back-to-Back organizer frame brace (used with 2 organizer frames)	7	71.00



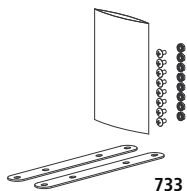
713



716



71502

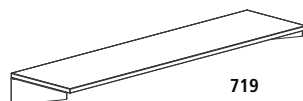


733

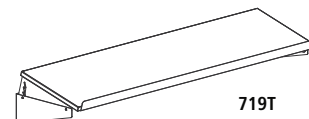
- Available in 24", 30", 36", 48", 60" and 72" Widths at an 18" or 12" Depth. Corner Shelves also available
- Cantilevered shelves are height-adjustable on 1" increments and relocate without the use of tools for ease of adaptability
- Tilt shelves have full-length raised safety edge to prevent forward slippage of stored equipment. Shelves are positioned at 0°, 5° or 10° angles
- Tilt shelves not available in 12" depth
- Weight capacity of fixed and tilt shelf is 200 lbs. Corner shelf is 250 lbs.
- ESD shelves ship with grounding terminal
- Powder coat paint and Laminate finish matched to TechWorks® Bench/Organizer Frame



18"D Model No.	12"D Model No.	Description	Weight 12"D, 18"D	12"D List Price	18"D List Price
<b>797</b>	<b>79712</b>	24"W, Low Pressure Laminate Fixed Shelf	22, 29	426.00	568.00
<b>797H</b>	<b>79712H</b>	24"W, High Pressure Laminate Fixed Shelf	22, 29	482.00	646.00
<b>797E</b>	<b>79712E</b>	24"W, ESD Fixed Shelf	22, 29	543.00	723.00
<b>797T</b>		24"W, High Pressure Laminate Tilt Shelf			677.00
<b>797TH</b>		24"W, Low Pressure Laminate Tilt Shelf			756.00
<b>797TE</b>		24"W, ESD Tilt Shelf			835.00
Add 12 after first 3 digits to signify 12"D shelf, ex. 79712H (24"W x 12"D, High Pressure Laminate Shelf).					
<b>798</b>	<b>79812</b>	30"W, Low Pressure Laminate Fixed Shelf	28, 37	441.00	589.00
<b>798H</b>	<b>79812H</b>	30"W, High Pressure Laminate Fixed Shelf	28, 37	501.00	667.00
<b>798E</b>	<b>79812E</b>	30"W, ESD Fixed Shelf	28, 37	559.00	746.00
<b>798T</b>		30"W, Low Pressure Laminate Tilt Shelf			723.00
<b>798TH</b>		30"W, High Pressure Laminate Tilt Shelf			801.00
<b>798TE</b>		30"W, ESD Tilt Shelf			883.00
Add 12 after first 3 digits to signify 12"D shelf, ex. 79812H (30"W x 12"D, High Pressure Laminate Shelf).					
<b>71736</b>	<b>7173612</b>	36"W, Low Pressure Laminate Fixed Shelf	33, 44	449.00	610.00
<b>71736H</b>	<b>7173612H</b>	36"W, High Pressure Laminate Fixed Shelf	33, 44	507.00	691.00
<b>71736E</b>	<b>7173612E</b>	36"W, ESD Fixed Shelf	33, 44	580.00	788.00
<b>71736T</b>		36"W, Low Pressure Laminate Tilt Shelf			761.00
<b>71736TH</b>		36"W, High Pressure Laminate Tilt Shelf			835.00
<b>71736TE</b>		36"W, ESD Tilt Shelf			939.00
Add 12 after first 5 digits to signify 12"D shelf, ex. 7173612H (36"W x 12"D, High Pressure Laminate Shelf).					
<b>717</b>	<b>71712</b>	48"W, Low Pressure Laminate Fixed Shelf	34, 45	475.00	634.00
<b>717H</b>	<b>71712H</b>	48"W, High Pressure Laminate Fixed Shelf	34, 45	534.00	712.00
<b>717E</b>	<b>71712E</b>	48"W, ESD Fixed Shelf	34, 45	621.00	828.00
<b>717T</b>		48"W, Low Pressure Laminate Tilt Shelf			792.00
<b>717TH</b>		48"W, High Pressure Laminate Tilt Shelf			871.00
<b>717TE</b>		48"W, ESD Tilt Shelf			998.00
Add 12 after first 3 digits to signify 12"D shelf, ex. 71712H (48"W x 12"D, High Pressure Laminate Shelf).					
<b>718</b>	<b>71812</b>	60"W, Low Pressure Laminate Fixed Shelf	41, 53	534.00	712.00
<b>718H</b>	<b>71812H</b>	60"W, High Pressure Laminate Fixed Shelf	41, 55	595.00	792.00
<b>718E</b>	<b>71812E</b>	60"W, ESD Fixed Shelf	41, 55	709.00	945.00
<b>718T</b>		60"W, Low Pressure Laminate Tilt Shelf			871.00
<b>718TH</b>		60"W, High Pressure Laminate Tilt Shelf			945.00
<b>718TE</b>		60"W, ESD Tilt Shelf			1,079.00
Add 12 after first 3 digits to signify 12"D shelf, ex. 71812H (60"W x 12"D High Pressure Laminate Shelf).					
<b>719</b>	<b>71912</b>	72"W, Low Pressure Laminate Fixed Shelf	47, 63	595.00	792.00
<b>719H</b>	<b>71912H</b>	72"W, High Pressure Laminate Fixed Shelf	47, 61	654.00	871.00
<b>719E</b>	<b>71912E</b>	72"W, ESD Fixed Shelf	47, 61	749.00	998.00
<b>719T</b>		72"W, Low Pressure Laminate Tilt Shelf			945.00
<b>719TH</b>		72"W, High Pressure Laminate Tilt Shelf"			1,027.00
<b>719TE</b>		72"W, ESD Tilt Shelf			1,206.00
Add 12 after first 3 digits to signify 12"D shelf, ex. 71912H (72"W x 12"D, High Pressure Laminate Shelf).					



719



719T

Office Suites  
Seating  
Tables  
Desks  
Meeting Essentials  
Personal Organization  
Ergonomics  
High Density Storage  
Storage & Filing  
Facilities  
Technology Furniture  
Art & Engineering



18"D Model No.	12"D Model No.	Description	Weight 12"D, 18"D	12"D List Price	18"D List Price
72024	7202412	24"W, Low Pressure Laminate Corner Shelf	32, 42	657.00	876.00
72024H	7202412H	24"W, High Pressure Laminate Corner Shelf	32, 42	717.00	957.00
72024E	7202412E	24"W, ESD Corner Shelf"	32, 42	820.00	1,092.00
Add 12 after first 5 digits to signify 12"D shelf, ex. 7202412H (24"W x 12"D Corner High Pressure Laminate Shelf).					
72030	7203012	30"W, Low Pressure Laminate Corner Shelf	40, 53	705.00	938.00
72030H	7203012H	30"W, High Pressure Laminate Corner Shelf	40, 53	763.00	1,016.00
72030E	7203012E	30"W, ESD Corner Shelf	40, 53	867.00	1,156.00
Add 12 after first 5 digits to signify 12"D shelf, ex. 7203012H (30"W x 12"D, Corner High Pressure Laminate Shelf).					
72036	7203612	36"W, Low Pressure Laminate Corner Shelf	47, 64	749.00	999.00
72036H	7203612H	36"W, High Pressure Laminate Corner Shelf	47, 64	807.00	1,076.00
72036E	7203612E	36"W, ESD Corner Shelf	47, 64	913.00	1,216.00
Add 12 after first 5 digits to signify 12"D shelf, ex. 7203612H (36"W x 12"D, Corner High Pressure Laminate Shelf).					
720	72012	48"W, Low Pressure Laminate Corner Shelf*	64, 85	830.00	1,108.00
720H	72012H	48"W, High Pressure Laminate Corner Shelf*	64, 85	889.00	1,186.00
720E	72012E	48"W, ESD Corner Shelf	64, 85*	999.00	1,330.00
Add 12 after first 3 digits to signify 12"D shelf, ex. 72012H (48"W x 12"D, Corner High Pressure Laminate Shelf).					
*Use 48"W Corner Shelf for 72 x 48"W "L" and 72 x 72" Corner Upper Frame applications.					
741	74112	60"W, Low Pressure Laminate Corner Shelf	80, 106	906.00	1,210.00
741H	74112H	60"W, High Pressure Laminate Corner Shelf	80, 106	970.00	1,293.00
741E	74112E	60"W, ESD Corner Shelf	80, 106	1,080.00	1,439.00
Add 12 after first 3 digits to signify 12"D shelf, ex. 74112H (60"W x 12"D High Pressure Laminate Shelf).					



720

## TABLE BASE SHELVES

- Shelves rest and are positioned in 2 pre-set locations on the lower or upper cross bars on table base legs
- 14-gauge cold rolled steel
- Weight capacity of Full Base or Partial Base Shelf is 400 lbs. each

Model No.	Description	Weight	List Price
72423	Full Base Shelf, 24"W x 23"D	15	288.00
73023	Full Base Shelf, 30"W x 23"D	21	301.00
73623	Full Base Shelf, 36"W x 23"D	27	315.00
721	Full Base Shelf, 48"W x 23"D	33	343.00
722	Full Base Shelf, 60"W x 23"D	39	370.00
723	Full Base Shelf, 72"W x 23"D	47	435.00
72196	Full Base Shelf, 96"W x 18"D	66	528.00
72412	Partial Base Shelf, 24"W x 12"D	10	143.00
73012	Partial Base Shelf, 30"W x 12"D	11	162.00
73612	Partial Base Shelf, 36"W x 12"D	13	184.00
738	Partial Base Shelf, 48"W x 12"D	16	223.00
739	Partial Base Shelf, 60"W x 12"D	19	274.00
740	Partial Base Shelf, 72"W x 12"D	22	310.00
74096	Partial Base Shelf, 96"W x 12"D	32	362.00

## CORNER APPLICATIONS

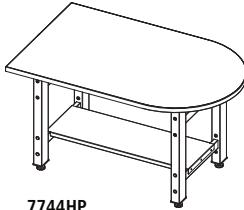
Model No.	Description	Weight	List Price
721C	Full Corner Base Shelf 48"W x 23"D	33	353.00
722C	Full Corner Base Shelf 60"W x 23"D	39	381.00
723C	Full Corner Base Shelf 72"W x 23"D	47	445.00
738C	Partial Corner Base Shelf 48"W x 12"D	16	235.00
739C	Partial Corner Base Shelf 60"W x 12"D	19	285.00
740C	Partial Corner Base Shelf 72"W x 12"D	22	320.00

\*Corner base shelves are installed along one side of the corner unit. Only one shelf can be used per upper or lower crossbar.

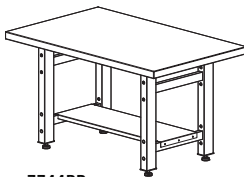
- Available in 48", 60", 72" widths; 30" and 36" depths
- Surfaces available in Rectangular (R) and Peninsula (P) tops. Add (R) or (P) to end of part number (7744HP)
- 3mm PVC on all sides. Black only
- Tables are height-adjustable from 26" to 38" (29" to 41" with caster kit)
- 45 lb. density particle board with TFL (Thermally-Fused Laminate 1" thick), HPL (High Pressure Laminate 1½" thick), ESD (Electro-Static Discharge 1½" thick with grounding terminus), or Butcher Block (1¾" thick with ½" radius edge, no edge banding on Butcher Block)
- ESD available in Gray laminate with Black edge banding only
- Has welded support foot and leveler
- For mobile tables order caster kit 350221
- Work surfaces attach with metal-to-metal fasteners
- Ships KD
- Chemical Resistant Laminates, Stainless Steel and Phenolic Resin tops also available, call for quotation



Model No.	Description	Weight	List Price
7744	48"W x 30"D, Adjustable Table with low pressure laminate surface	139	1,447.00
7744H	48"W x 30"D, Adjustable Table with high pressure laminate surface	139	1,602.00
7744E	48"W x 30"D, Adjustable Table with ESD laminate	139	1,968.00
7744B	48"W x 30"D, Adjustable Table with 1¾" thick butcher block surface	162	1,846.00
7745	48"W x 36"D, Adjustable Table with low pressure laminate surface	150	1,551.00
7745H	48"W x 36"D, Adjustable Table with high pressure laminate surface	150	1,671.00
7745E	48"W x 36"D, Adjustable Table with ESD laminate	150	2,166.00
7745B	48"W x 36"D, Adjustable Table with 1¾" thick butcher block surface	183	1,895.00
7746	60"W x 30"D, Adjustable Table with low pressure laminate surface	155	1,500.00
7746H	60"W x 30"D, Adjustable Table with high pressure laminate surface	155	1,654.00
7746E	60"W x 30"D, Adjustable Table with ESD laminate	155	2,598.00
7746B	60"W x 30"D, Adjustable Table with 1¾" butcher block surface	187	2,387.00
7747	60"W x 36"D, Adjustable Table with low pressure laminate surface	170	1,602.00
7747H	60"W x 36"D, Adjustable Table with high pressure laminate surface	170	1,725.00
7747E	60"W x 36"D, Adjustable Table with ESD laminate	170	2,635.00
7747B	60"W x 36"D, Adjustable Table with 1¾" thick butcher block surface	207	2,414.00
7748	72"W x 30"D, Adjustable Table with low pressure laminate surface	175	1,619.00
7748H	72"W x 30"D, Adjustable Table with high pressure laminate surface	175	1,775.00
7748E	72"W x 30"D, Adjustable Table with ESD laminate	175	2,622.00
7748B	72"W x 30"D, Adjustable Table with 1¾" thick butcher block surface	215	2,440.00
7749	72"W x 36"D, Adjustable Table with low pressure laminate surface	185	1,725.00
7749H	72"W x 36"D, Adjustable Table with high pressure laminate surface	185	1,878.00
7749E	72"W x 36"D, Adjustable Table with ESD laminate	185	2,652.00
7749B	72"W x 36"D, Adjustable Table with 1¾" thick butcher block surface	236	2,433.00



7744HP

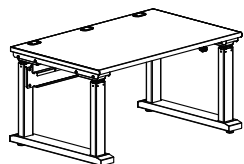


7744BR

**ELECTRIC HEIGHT-ADJUSTABLE TABLES**

- Bullnose T-mold front edge with 3mm PVC on remaining sides. Black only
- Table range is 25" to 50"
- Standard 3" cable management grommets on work surfaces for ease of routing cables
- 45 lb. density particle board with HPL (High Pressure Laminate 1½" thick) or with bullnose from edge or Butcher Block (1¾" thick with bullnose front edge or ½" radius edge no grommets)
- Supports 1,000 lbs. and has welded support foot and leveler
- Recommended paint finishes: Textured Black, Graphite, Gray or choose from the Saftco® Corporate Color program
- Caster option - kit number 350221
- Ships KD
- ANSI/BIFMA X5.5-2014 tested

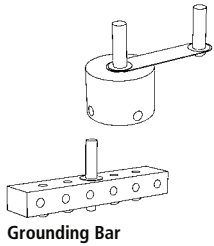
Model No.	Description	Weight	List Price
700HHA	48"W x 30"D, Height-Adjustable Table with high pressure laminate surface with grommets	165	5,017.00
700BHA	48"W x 30"D, Height-Adjustable Table with butcher block surface with grommets	184	5,255.00
727HHA	60"W x 30"D, Height-Adjustable Table with high pressure laminate surface with grommets	185	5,142.00
727BHA	60"W x 30"D, Height-Adjustable Table with butcher block surface with grommets	208	5,789.00
728HHA	72"W x 30"D, Height-Adjustable Table with high pressure laminate surface with grommets	205	5,190.00
728BHA	72"W x 30"D, Height-Adjustable Table with butcher block surface with grommets	232	5,836.00



727HHA

Office Suites  
Seating  
Tables  
Desks  
Meeting Essentials  
Personal Organization  
Ergonomics  
High Density Storage  
Storage & Filing  
Facilities  
Technology Furniture  
Art & Engineering

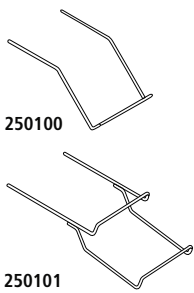
ESD ACCESSORIES 



- Must be wired in compliance with local electrical codes
- Grounding bar provides common grounding point for managing multiple ground wires
- Wrist strap must be used with Grounding Jack for proper grounding
- Grounding Jack accommodates 4 standard banana jacks (on the end of wrist straps)

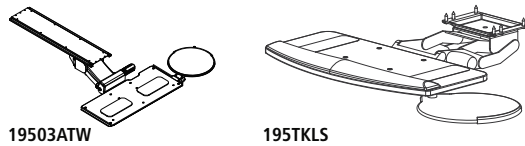
Model No.	Description	Weight	List Price
787	ESD Wrist Strap	2	94.00
788	ESD Grounding Jack	3	99.00
789	ESD Grounding Bar	.5	169.00

KEYBOARD OPTIONS



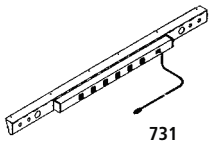
Model No.	Description	Weight	List Price
19503ATW	Combination Keyboard/Mouse Platform 19"W x 8 1/4"D, 9"Dia. Mouse Platform*	15	647.00
195TKLS	Trackless Keyboard/Mouse Platform 19"W x 9 1/4"D, 9 1/2"Dia. Mouse Platform*	14	555.00
250100	Wire Keyboard Holder. Chrome finish.	3	141.00
250101	Dual Wire Keyboard Holder. Chrome finish.	4	240.00

\* 19503ATW Available in Black only. 195TKLS Available in Black or White.



SERVICE BARS

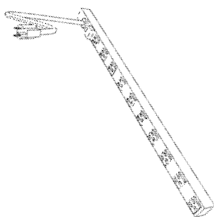
- Attached with wood screws to the underside of work surfaces or shelves
- Most include power strip
- Includes openings for cable pass through (not available on 737), air, gas and vacuum fixtures



Model No.	Description	Weight	List Price
730	Service Bar 48" 15 amp power strip, 8 outlets, 15' cord	8	554.00
731	Service Bar 60" 15 amp power strip, 12 outlets, 15' cord	12	618.00
732	Service Bar 72" 15 amp power strip, 16 outlets, 15' cord	14	711.00
737	Service Bar no power strip, 19" W	3	102.00

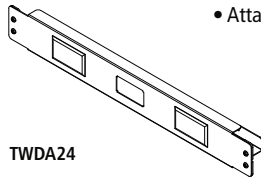
POWER STRIPS

- 765, 767, 768, 769 mount horizontally outside organizer frame, under work surface, or to bench spreader. All other power strips mount to organizer frame slots
- All mounting hardware included
- Lighted power switch with snap in guard
- All power strips will not fit into the inner corner sections of organizer frames in corner or "L" shaped organizer frames



Model No.	Description	Weight	List Price
765	24"W, 15 amp Power Strip, 8 outlets, 15' cord	3	335.00
767	48"W, 15 amp Power Strip, 16 outlets, 15' cord	4	379.00
768	60"W, 15 amp Power Strip, 20 outlets, 15' cord	5	458.00
769	72"W, 15 amp Power Strip, 24 outlets, 15' cord	6	476.00
Input: NEMA 5-15P, Output: NEMA 5-15R, Requires NEMA 5-15R Wall receptacle.			
76509	24"W, 15 amp Power Strip, 6 front/6 rear outlets, 15' cord	4	318.00
76510	30"W, 15 amp Power Strip, 6 front/6 rear outlets, 15' cord	4	318.00
76511	36"W, 15 amp power strip, 6 front/6 rear outlets, 15' cord	5	318.00
Input: NEMA 5-15P, Output: NEMA 5-15R, Requires NEMA 5-15R Wall receptacle.			
76501	24"W, 20 amp Power Strip, 6 front/6 rear outlets, 15' cord	4	443.00
76502	30"W, 20 amp Power Strip, 6 front/6 rear outlets, 15' cord	4	443.00
76507	36"W, 20 amp Power Strip, 6 front/6 rear outlets, 15' cord	5	414.00
Input: NEMA 5-20P, Output: NEMA 5-20R, Requires NEMA 5-20R Wall receptacle.			
76503	24"W, 20 amp Power Strip, 6 front/6 rear outlets, 15' cord	6	430.00
76504	30"W, 20 amp Power Strip, 6 front/6 rear outlets, 15' cord	6	430.00
76508	36"W, 20 amp Power Strip, 6 front/6 rear outlets, 15' cord	6	403.00
Input: NEMA L5-20P, Output: NEMA 5-20R, Requires NEMA L5-20R Wall receptacle, twist lock.			

**TELECOM CHANNEL** 



TWDA24

- Accepts up to 3 Data Plate Kits (see Data Telecom Plate Kits page 76)
- Two blank Telecom Plates included to cover unused openings
- Attaches to organizer frame

Model No.	Description	Weight	List Price
TWDA24	24"W x 3"H, Telecom Channel	4	172.00
TWDA30	30"W x 3"H, Telecom Channel	4	184.00
TWDA36	36"W x 3"H, Telecom Channel	5	195.00

**PART BIN PANELS**

- 24", 30", 36", 48", 60" and 72"W organizer frames accept multiple bin strips
- Accepts optional part bins from multiple vendors
- Hook-on components cannot be placed in front of bin strips

Model No.	Description	Weight	List Price
758	24"W x 3"H, Part Bin Panel	3	95.00
759	30"W x 3"H, Part Bin Panel	4	108.00
75901	36"W x 3"H, Part Bin Panel	5	119.00

**FREE STANDING STORAGE**

- Box/File Pedestal in a two drawer configuration
- Full width drawer pull
- File drawers accommodate letter-size files
- Fixed, mobile or work surface suspended models
- Locks standard with core removable locks
- Full extension precision ball-bearing slides
- Optional faux Black Leather cushion available transform pedestal into a seat (adds 2" to height)
- Mobile pedestal in Black-S5 or Silver-HK5

Model No.	Description	Weight	List Price
PH20SM	Box/File Mobile Pedestal, 15"W x 20"D x 21¾"H	60	424.00
PH20SF	Box/File Fixed Pedestal, 15"W x 20"D x 21¾"H	60	424.00
PH20SW	Box/File Suspended Pedestal, 15"W x 20"D x 21¾"H*	55	516.00
CSH20	Black Faux Leather Cushion, Velcro® attached	6	219.00

\*For mounting under TechWorks® bench surface

**OVERHEAD STORAGE**

- Door swings up and over the cabinet to optimize interior space
- Door lock is standard
- Locks are keyed differently
- Non-removable core

Model No.	Description	Weight	List Price
763	24"W x 12"D x 16"H, Lockable Storage Bin	37	887.00
764	30"W x 12"D x 16"H, Lockable Storage Bin	50	1,111.00
76402	36"W x 12"D x 16"H, Lockable Storage Bin	62	1,263.00

**UTILITY DRAWER**

- Locking drawer mounts under front of work surface
- All hardware included

Model No.	Description	Weight	List Price
TWDRWR	16"W x 6"H x 12½"D, Utility Drawer with Lock	5	457.00

**PULL OUT WRITING SHELF**

- Pulls out from under worksurface on two glides
- Supports a maximum of 60 lbs.
- 20"W writing surface
- Can be specified to be same material as worksurface

Model No.	Description	Weight	List Price
797H02	20"W x 12¼"D, Pull-out Writing Shelf	19	249.00

Office Suites  
Seating  
Tables  
Desks  
Meeting Essentials  
Personal Organization  
Ergonomics  
High Density Storage  
Storage & Filing  
Facilities  
Technology Furniture  
Art & Engineering

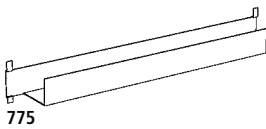


LIGHTS 

- Allow 15" clearance above frame for height-adjustable light
- Overhead lights include an On/Off switch
- Adjustable overhead light may interfere with the placement of components at the upper most mounting positions
- Overhead lights include a 9' Power cord
- UL and CSA approved
- 799 under shelf light not recommended for use under Overhead Storage bins
- Back-to-Back shared organizer frame applications use adjustable-height lights
- EZDP includes wood screws and double sided tape for mounting and 6' Power Cord with capacitive touch On/Off switch

Model No.	Description	Weight	List Price
72436L	36"W x LED Adjustable-Height Overhead Light	50	765.00
724L	48"W x LED Adjustable-Height Overhead Light	36	843.00
725L	60"W x LED Adjustable-Height Overhead Light	41	920.00
726L	72"W x LED Adjustable-Height Overhead Light	47	945.00
79136L	36"W x LED Magnetic Fixed-Height Overhead Light	45	765.00
791L	48"W x LED Magnetic Fixed-Height Overhead Light	36	843.00
792L	60"W x LED Magnetic Fixed-Height Overhead Light	41	920.00
793L	72"W x LED Magnetic Fixed-Height Overhead Light	47	945.00
799	18"W x 4½"D x 1¼"H, under shelf task light (fluorescent)	8	199.00
EZDP	Light, LED 16" Under Cabinet	1	205.00

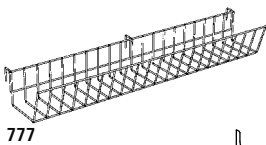
CABLE MANAGEMENT



**Cable Trough (Mounts between organizer frame uprights)**

Model No.	Description	Weight	List Price
775	24"W, Horizontal Cable Management	2	84.00
776	30"W, Horizontal Cable Management	3	91.00
77636	36"W, Horizontal Cable Management	4	99.00

Will not fit into the inner corner sections or in "L" shaped organizer frames. Snaps in back of frame.



**Cable Basket (Mounts to table base)**

Model No.	Description	Weight	List Price
777	48"W, Horizontal Cable Management, Black	4	335.00
778	60"W, Horizontal Cable Management, Black	7	402.00
779	72"W, Horizontal Cable Management, Black	8	493.00 Goes on spreader on table base.

**Vertical Cable Organizer (Mounts to interior of frame uprights)**

Model No.	Description	Weight	List Price
780	24"H, section of Vertical Cable Management	2	143.00
781	36"H, section of Vertical Cable Management	2.5	189.00
782	48"H, section of Vertical Cable Management	3	256.00

782

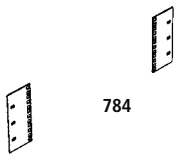
CASTER KITS

- Casters will add 3" of height to bench
- Kit includes (2) casters without locking mechanism and (2) locking casters which lock the wheel
- ESD Tread is hard rubber
- Load capacity of each caster is 250 lbs.

Model No.	Description	Weight	List Price
742	Caster Kit (5) for corner units	9	228.00
350221	Caster Kit (4)	7	185.00

**RACK MOUNT ADAPTERS**

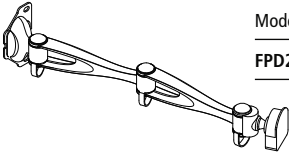
- Provides 19" EIA standard rack mounting between uprights
- Standard with cage nuts for mounting equipment



Model No.	Description	Weight	List Price
783	3½" Rack Rail Adapter Set (2U) 24" Spacing	2	143.00
784	7" Rack Rail Adapter Set (4U) 24" Spacing	3	256.00
785	3½" Rack Rail Adapter Set (2U) 30" Spacing for 60"W Frames	2	169.00
786	7" Rack Rail Adapter Set (4U) 30" Spacing for 60"W Frames electrical.	3	276.00 For mounting

**FLAT PANEL MONITOR SUPPORT BRACKET**

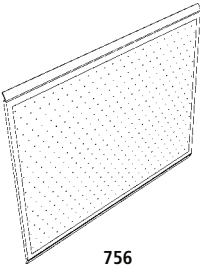
- Compatible with VESA compliant monitors only
- 25 lb. capacity



Model No.	Description	Weight	List Price
FPD2TW	Monitor Support – Two Arms (mounts to frame)	4	202.00

**PEG BOARDS**

- Attaches between frame uprights
- Creates a finished panel appearance from front
- Hooks not supplied
- Use corner applications to fit inner corner frame depending on frame size
- Allows most hook-on components to be mounted in front of peg board




Model No.	Description	Weight	List Price
752	24"W x 24"H, Peg Board	6	266.00
753	24"W x 36"H, Peg Board	7	314.00
754	24"W x 48"H, Peg Board	8	364.00
755	30"W x 24"H, Peg Board	7	287.00
756	30"W x 36"H, Peg Board	8	336.00
757	30"W x 48"H, Peg Board	9	374.00
75724	36"W x 24"H, Peg Board	7	298.00
75730	36"W x 36"H, Peg Board	8	347.00
75736	36"W x 48"H, Peg Board	9	386.00
<b>Corner Applications</b>			
752C	20"W x 24"H, Peg Board*	5	266.00
753C	20"W x 36"H, Peg Board*	6	314.00
754C	20"W x 48"H, Peg Board*	7	364.00
*For use in the inner corner frame sections of the 72" x 48" W "L", 24"W and 48"W Corner Organizer Frames.			
7526C	26"W x 24"H, Peg Board*	6	276.00
7536C	26"W x 36"H, Peg Board*	7	323.00
7546C	26"W x 48"H, Peg Board*	8	371.00
*For use in the inner corner frame sections of the 60"W and 30"W Corner Organizer Frames.			
7522C	32"W x 24"H, Peg Board*	7	276.00
7532C	32"W x 36"H, Peg Board*	8	323.00
7542C	32"W x 48"H, Peg Board*	9	371.00 *For use in the inner corner frame section of the 36"W Corner Organizer Frame.

Office Suites  
Seating  
Tables  
Desks  
Meeting Essentials  
Personal Organization  
Ergonomics  
High Density Storage  
Storage & Filing  
Facilities  
Technology Furniture  
Art & Engineering

WHITEBOARDS

- Attaches between frame uprights
- Creates a finished panel appearance from front
- Double sided Whiteboards offer an enhanced appearance when the organizer frame is seen or used from both sides
- Allows some hook-on components to be mounted in front of Whiteboard
- Add "2S" to the end of the model number to specify double-sided Whiteboard
- Only 1 marker tray per Whiteboard (cannot be installed inside or on inner section of organizer frame)
- Use corner applications to fit inner corner frame depending on frame size



748

Model No.	Description	Weight	Single Sided List Price	Double Sided (2S) List Price
744	24"W x 24"H, Whiteboard	6	254.00	266.00
745	24"W x 36"H, Whiteboard	7	300.00	314.00
746	24"W x 48"H, Whiteboard	8	363.00	380.00
747	30"W x 24"H, Whiteboard	7	274.00	287.00
748	30"W x 36"H, Whiteboard	8	320.00	336.00
749	30"W x 48"H, Whiteboard	9	375.00	393.00
74424	36"W x 24"H, Whiteboard	8	294.00	308.00
74536	36"W x 36"H, Whiteboard	9	340.00	356.00
74648	36"W x 48"H, Whiteboard	10	396.00	415.00
750	24"W, Marker Tray for Whiteboards	1	68.00	
751	30"W, Marker Tray for Whiteboards	1	74.00	
7501	36"W, Marker Tray for Whiteboards	1	89.00	
744C	20"W x 24"H, Whiteboard*	6	249.00	261.00
745C	20"W x 36"H, Whiteboard*	7	295.00	309.00
746C	20"W x 48"H, Whiteboard*	8	357.00	374.00
*For use in the inner corner frame sections of the 72" x 48"W "L", 24"W and 48"W Corner Organizer Frames.				
7446C	26"W x 24"H, Whiteboard*	6	258	270.00
7456C	26"W x 36"H, Whiteboard*	7	303	317.00
7466C	26"W x 48"H, Whiteboard*	8	367	385.00
*For use in the inner corner frame sections of the 60"W and 30"W Upper Corner Organizer Frames.				
7442C	32"W x 24"H, Whiteboard*	7	304	318.00
7452C	32"W x 36"H, Whiteboard*	8	351	367.00
7462C	32"W x 48"H, Whiteboard*	9	406	425.00

\*For use in the inner corner frame section of the 36"W Upper Corner Organizer Frame.

Office Suites  
Seating  
Tables  
Desks  
Meeting Essentials  
Personal Organization  
Ergonomics  
High Density Storage  
Storage & Filing  
Facilities  
Technology Furniture  
Art & Engineering

HOW TO ORDER FABRIC SCREENS FOR TECHWORKS®

**FABRIC SCREEN OPTIONS**

When ordering fabric screens, use the code at right to indicate your fabric option:

7	4	4	2	F	C	S	T	Y
Model number				Fabric Option				

**Safco® Corporate Fabric Colors**

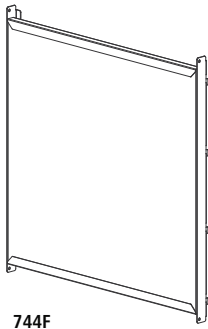
Fabric Color	Order Code
<b>Spinel</b>	
Tiger Eye	STY
Sand Stone	SSS
Guilden	SGL
<b>Lido</b>	
Balboa	BAL
Heartland	LHL
Bryce Canyon	LBC
<b>Mingle</b>	
Crystal	MCT
Khaki	MHK
Biscuit	MBT
<b>Cross Town</b>	
Buff	CBF
Ray	CRA
Fieldstone	CFS
<b>Anchorage</b>	
Goose	AGS
<b>Bailey</b>	
Khaki	BKH

- Additional fabrics are available with nominal upcharge and extended production lead time.
- Call 888-971-6225 or email info@safcoproducts.com

Our professional design staff can help you configure the perfect TechWorks® solution. Please see page 279 for more details or contact Space Planning at 1-800-735-6869 or email: spaceplanning@safcoproducts.com

**TECHWORKS® FABRIC SCREEN** 

- Attaches between frame uprights to create a private work environment
- Creates a finished panel appearance from front
- Use corner applications to fit inner corner frame depending on frame size
- Allows some hook-on components to be mounted in front of fabric panel
- Use corner applications to fit inner corner frame depending on frame size



Model No.	Description	Weight	List Price
744F	24"W x 24"H, Fabric Screen	6	332.00
745F	24"W x 36"H, Fabric Screen	7	375.00
746F	24"W x 48"H, Fabric Screen	8	455.00
747F	30"W x 24"H, Fabric Screen	6	346.00
748F	30"W x 36"H, Fabric Screen	7	403.00
749F	30"W x 48"H, Fabric Screen	8	472.00
7441F	36"W x 24"H, Fabric Screen	6	369.00
7451F	36"W x 36"H, Fabric Screen	7	429.00
7461F	36"W x 48"H, Fabric Screen	8	500.00

**Corner Applications**

744FC	20"W x 24"H, Fabric Screen*	6	321.00
745FC	20"W x 36"H, Fabric Screen*	7	367.00
746FC	20"W x 48"H, Fabric Screen*	8	442.00

\*For use in the inner corner frame sections of the 72" x 48" W "L", 24"W and 48"W Corner Organizer Frames.

7446FC	26"W x 24"H, Fabric Screen*	6	325.00
7456FC	26"W x 36"H, Fabric Screen*	7	371.00
7466FC	26"W x 48"H, Fabric Screen*	8	448.00

\*For use in the inner corner frame sections of the 60"W and 30"W Upper Corner Organizer Frames.

7442FC	32"W x 24"H, Fabric Screen*	6	352.00
7452FC	32"W x 36"H, Fabric Screen*	7	411.00
7462FC	32"W x 48"H, Fabric Screen*	8	480.00

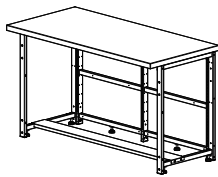
\*For use in the inner corner frame section of the 36"W Upper Corner Organizer Frame.

Office Suites  
Seating  
Tables  
Desks  
Meeting Essentials  
Personal Organization  
Ergonomics  
High Density Storage  
Storage & Filing  
Facilities  
Technology Furniture  
Art & Engineering

## TECHWORKS® STORAGE CENTER

- 100% USA Manufactured
- Ships ready-to-assemble on 4-position oversized pallet
- Storage Center consists of: Top work surface, Center Frame, Side Frames and Spreader
- Available in: 24"D, 30"D and 36"D x 63"W x 35¼"H
- 36" work surface is not interchangeable with 24"D or 30"D base
- Work surfaces Available In: 1½" HPL (High Pressure Laminate), 1½" ESD (Electro-Static Discharge), 1¾" Butcher Block, 1¼" Chemsurf or 1½" Stainless Steel
- Additional work surface finishes available - upcharges, minimums and extended lead times may apply. Call 1-888-971-6225 for quotation
- 2 Edge Options: Standard 3mm edging on all sides or bullnose T-mold on front edge with standard edging on 3 remaining sides - Black Only for Bullnose option. Edging: Available in corporate edge colors. Refer to Safco® Corporate Color Program. Butcher Block has no edge banding
- Frame Finishes: Carob Brown, Textured Black, White, Textured Silver
- Additional colors available - upcharges, minimums and extended lead times may apply. Call 1-888-971-6225 for quotation
- Storage Centers can be joined together with optional ganging hardware to create a unique work environment

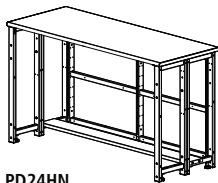
Our professional design staff can help you with TechWorks® space planning and custom applications. Please see page 279 for more details or contact Space Planning at 1-800-735-6869 or email: [spaceplanning@safcoproducts.com](mailto:spaceplanning@safcoproducts.com)



PD30BN3

### Storage Center - Standard Edge Band (on all work surface sides)

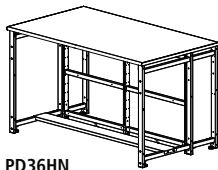
Model No.	Dimension	HPL	ESD	Butcher
		List Price	List Price	List Price
		(HN3 Suffix)	(EN3 Suffix)	(BN3 Suffix)
PD24	63"W x 24"D x 36"H	2,493.00	2,623.00	2,761.00
PD30	63"W x 30"D x 36"H	2,665.00	2,864.00	3,227.00
PD36	63"W x 36"D x 36"H	2,872.00	3,097.00	3,502.00



PD24HN

### Storage Center - Bullnose Front with Standard Edgeband (Black only)

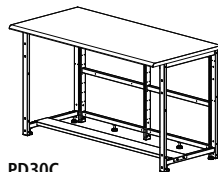
Model No.	Dimension	HPL	ESD	Butcher
		List Price	List Price	List Price
		(HN Suffix)	(EN Suffix)	(BN Suffix)
PD24	63"W x 24"D x 36"H	2,568.00	2,631.00	2,944.00
PD30	63"W x 30"D x 36"H	2,739.00	2,875.00	3,355.00
PD36	63"W x 36"D x 36"H	2,923.00	3,107.00	3,618.00



PD36HN

### Storage Center - Waterfall Front with Chemsurf Self Edge

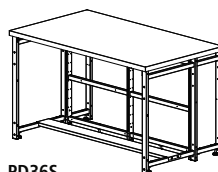
Model No.	Dimensions	Chemsurf List Price
PD24C	63"W x 24"D x 36"H	3,512.00
PD30C	63"W x 30"D x 36"H	3,729.00
PD36C	63"W x 36"D x 36"H	3,916.00



PD30C

### Storage Center - Stainless Steel with Wrap Edge

Model No.	Dimensions	Stainless Steel List Price
PD24S	63"W x 24"D x 36"H	3,680.00
PD30S	63"W x 30"D x 36"H	3,973.00
PD36S	63"W x 36"D x 36"H	4,848.00



PD36S

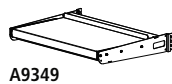
**PANEL KITS - Only can be used on TechWorks® Storage Centers**

- Options for Modesty or Exterior Sides
- Water Resistant Resin
- Available Finishes: Millwork Cherry, Florence Walnut, White, Black Onyx

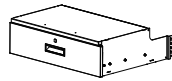
Model No.	Description	Weight	Kit List Price
A9273	(2 each) 35"W x 34 <sup>7</sup> / <sub>16</sub> "H x 1/2"D, Exterior Side Panels For use with 36"D work surface	18	796.00
A9288	(2 each) 25 1/2"W x 34 <sup>7</sup> / <sub>16</sub> "H x 1/2"D, Exterior Side Panels For use with 30"D work surface	30	775.00
A9289	(2 each) 24"W x 34 <sup>7</sup> / <sub>16</sub> "H x 1/2"D, Exterior Side Panels For use with 24"D work surface	30	727.00
A9286	(2 each) 27"W x 29 1/4"H x 1/4"D, Modesty Panels, universal	15	512.00

**MODULAR COMPONENTS**

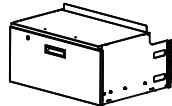
- Components are not compatible with Techworks® Organizer Frames
- Can be added to the underside of either the left and/or right front side of the worktable, no more than 2 across
- Frame Finishes: Carob, Textured Black, White, Textured Silver
- Additional colors available - upcharges, minimums and extended lead times may apply. Call 1-888-971-6225 for quotation
- Purchase optional tumblers to add locking capability to modular drawers



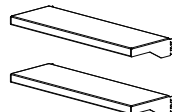
A9349



A9353

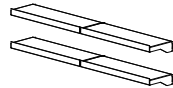


A9350

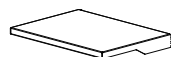


A9128

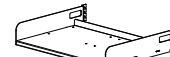
Model No.	Description	Weight	List Price
A9349	Pullout Shelf 28 1/2"W x 2 1/2"H x 22 1/2"D	36	470.00
A9353	6" Box Drawer with Optional Locks available 28"W x 8"H x 22 1/2"D Overall	50	751.00
A9350	12" Hanging File Drawer with Optional Lock available 28 1/2"W x 13 1/2"H x 22 1/2"D overall	69	809.00
A9128	(2 each) 28 1/2"W x 3"H x 9"D, Shallow Shelf	34	211.00
A8357	(4 each) 28 1/2"W x 3"H x 9"D, Shallow Shelf Kit	65	420.00
A8391	28 1/2"W x 3"H x 21"D x 2 1/2"D, Stationary Shelf with Sides	33	201.00
A9352	28 1/2"W x 4 3/4"H x 22 1/2"D, Stationary Shelf with Sides	37	205.00
A9351	13"W x 5"H x 10"D, Undersurface Mount Cubby	7	110.00



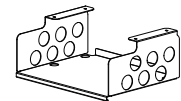
A8357



A8391



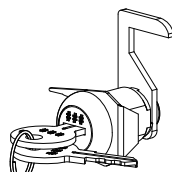
A9352



A9351

**REPLACEMENT LOCK & CORES**

- Please read carefully to facilitate proper ordering or call Customer Care at 888-971-6225 for assistance
- Drawers are shipped with removable knock-outs to add locking capability. To key alike suites of product, order the appropriate quantity of like numbered Lock Assemblies for each worktable



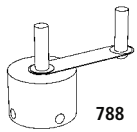
Q70800

Model No.	Description	Weight	List Price
Q70800 through Q70899*	Lock Assembly	1	22.00
Q629A	Master Key Core Removal Tool	1	22.00

\*Available in Silver Only.

Office Suites  
Seating  
Tables  
Desks  
Meeting Essentials  
Personal Organization  
Ergonomics  
High Density Storage  
Storage & Filing  
Facilities  
Technology Furniture  
Art & Engineering

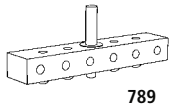
## ESD ACCESSORIES



788

- Must be wired in compliance with local electrical codes
- Grounding Bar provides common grounding point for managing multiple ground wires

- Wrist Strap must be used with Grounding Jack for proper grounding
- Grounding Jack accommodates 4 standard banana jacks (on the end of Wrist Straps)



789

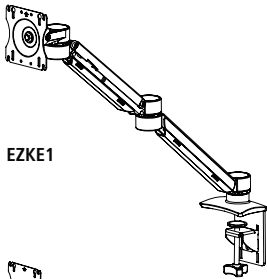
Model No.	Description	Weight	List Price
787	ESD Wrist Strap	2	90.00
788	ESD Grounding Jack	3	94.00
789	ESD Grounding Bar	.5	162.00

## MONITOR ARMS GSA

- Grommet or Tool-less Clamp installation that fits to any work surface up to 3½" thick
- Counterbalanced spring technology with easy-to-use Allen wrench adjustment
- Slim profiles when in the folded position – ideal for limited work space applications
- Arms swivel 360° around base allowing for increased display positions
- VESA 75mm and 100mm compliant
- TAA compliant
- Cable management system keeps cables hidden
- Available in Silver only

### DESK-MOUNTED

- 26" of reach and 13" of usable height adjustment
- 2-14 lb. maximum load for single screen, 2-10 lb. max. load per screen for dual screen

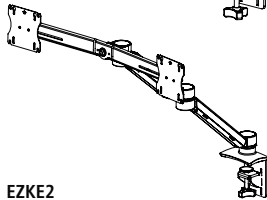


EZKE1

Model No.	Description	Weight	List Price
EZKE1	Single Screen, Monitor Arm	8	323.00
EZKE2	Dual Screen, Single Monitor Arm	8.4	456.00

### POLE-MOUNTED

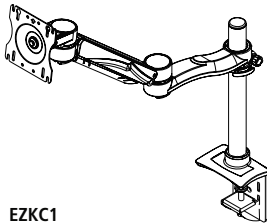
- 24" of reach and 18" of usable height adjustment (including pole)
- 4-20 lb. maximum load per each monitor arm
- Quick connect monitor screen feature



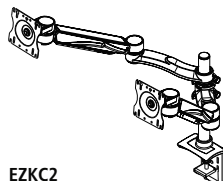
EZKE2

Model No.	Description	Weight	List Price
EZKC1	Pole Mount, Single Arm Monitor Mount	8.2	524.00
EZKC2	Pole Mount, Dual Arm Monitor Mount	12.2	795.00
EZKCC	Conversion Arm to Dual Arm for EZKC1	4	275.00

Note: Grommet Mount/field installed by installation team.

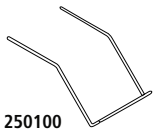


EZKC1

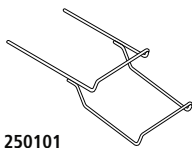


EZKC2

## KEYBOARD OPTIONS



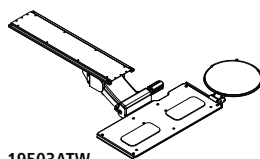
250100



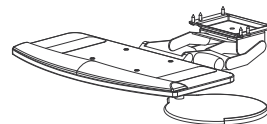
250101

Model No.	Description	Weight	List Price
19503ATW *	Combination Keyboard/Mouse Platform 19"W x 8¼"D, 9"Dia. Mouse Platform	15	617.00
195TKLS *	Trackless Keyboard/Mouse Platform 19"W x 9¼"D, 9½"Dia. Mouse Platform	14	530.00
250100	Wire Keyboard Holder. Chrome Finish.	3	134.00
250101	Dual Wire Keyboard Holder. Chrome Finish.	4	229.00

\* 19503ATW Available in Black only. 195TKLS Available in Black or White.



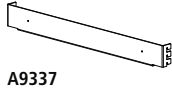
19503ATW



195TKLS

**PART BIN/POWER STRIP PLATE**

- Multi-functional hook-on plate
- Accepts optional part bins from multiple vendors or mount the 765 power strip for flexible power placement
- Hook-on modular components cannot be placed in front of Bin Strips



Model No.	Description	Weight	List Price
A9337	(2) 24"W x 3"H Part Bin Strip	9	73.00

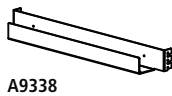
**Note:** Slots in back of frame to hook.

**POWER STRIPS**

Model No.	Description	Weight	List Price
765	24"W x 1½"D 15 amp Power Strip, 8 Outlet, 15' Cord	3	319.00

**Note:** Mount under work surface.

**CABLE MANAGEMENT**



Model No.	Description	Weight	List Price
F861	17"W x 2½"D x 2½"H, Vertical or Horizontal wire management	1	39.00
A9338	(2) 28¾"W x 4¼"D x 2"H, Adjustable hanging wire management	16	186.00
EZWC6	Circular wire Mgt. Clamps. 1½" Base with Adhesive Tape, 65" in dia. Bag of 6. Black only	1	6.00

**Note:** Slots in back of frame to hook.

**FLOOR ATTACHMENT BRACKET**

- Used to anchor table to the floor
- Hardware not included

Model No.	Description	Weight	List Price
A9290	(4) Floor Attachment Brackets, Black	1	73.00

**GANGING KIT**

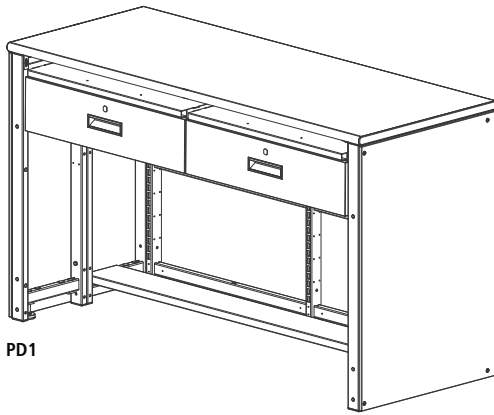
- Designed to connect two Storage Centers back edges together

Model No.	Description	Weight	List Price
A9159	Ganging Hardware Kit	1	15.00

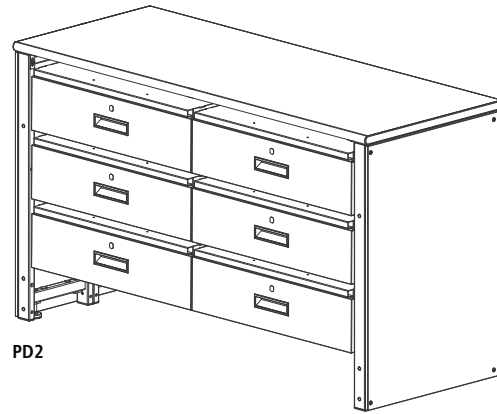
Office Suites  
Seating  
Tables  
Desks  
Meeting Essentials  
Personal Organization  
Ergonomics  
High Density Storage  
Storage & Filing  
Facilities  
Technology Furniture  
Art & Engineering



## TECHWORKS® STORAGE CENTER TYPICALS



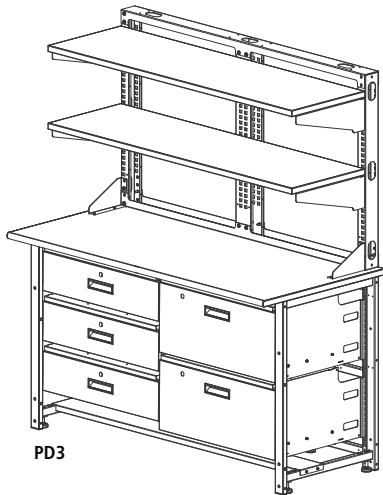
PD1



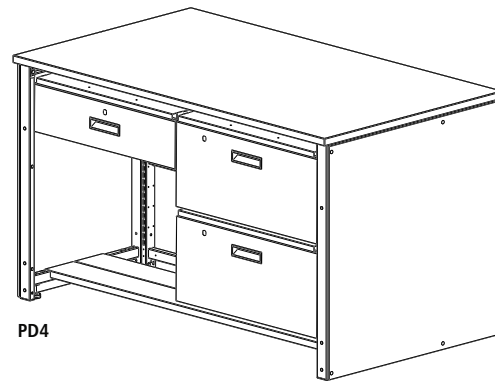
PD2

QTY.	DESCRIPTION	MODEL NO.	LIST PRICE EACH
1	63"W x 24"D, Storage Center HPL Top w/Black Bullnose Front Edge	<b>PD24HN</b>	2,568.00
2	28½"W x 8"H, Locking Single Drawer	<b>A9353</b>	751.00
1	(2) 27"W x 29½"H x ¼"D Modesty Panel Kit	<b>A9286</b>	512.00
1	(2) 24"W x 34.69"H x ½"D Exterior Side Panel Kit	<b>A9289</b>	727.00
<b>PD1</b>			<b>5,407.00</b>

DESCRIPTION	LIST PRICE MODEL NO.	QTY. EACH
1 63"W x 24"D, Storage Center HPL Top w/Black Bullnose Front Edge	<b>PD24HN</b>	2,568.00
6 28"W x 8"H, Locking Single Drawer	<b>A9353</b>	751.00
1 (2) 27"W x 29½"H x ¼"D Modesty Panel Kit	<b>A9286</b>	512.00
1 (2) 24"W x 34.69"H x ½"D Exterior Side Panel Kit	<b>A9289</b>	727.00
<b>PD2</b>		<b>8,411.00</b>



PD3



PD4

QTY.	DESCRIPTION	MODEL NO.	LIST PRICE EACH
1	63"W x 30"D x 36"H, HPL Top with Black Bullnose Front Edge	<b>PD30HN</b>	2,739.00
3	28½"W x 8"H, Locking Single Drawer	<b>A9353</b>	751.00
2	28½"W x 13½"H Locking File Drawer	<b>A9350</b>	809.00
1	60"W x 48"H Upper Frame	<b>710</b>	921.00
2	60"W x 18"D, Lam. Fixed Shelf	<b>718H</b>	792.00
<b>PD3</b>			<b>9,104.00</b>

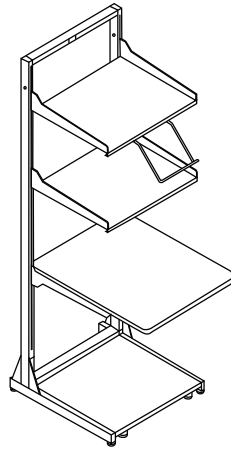
QTY.	DESCRIPTION	MODEL NO.	LIST PRICE EACH
1	63"W x 36"D x 36"H, HPL Top with Standard Edge Band on all 4 Sides	<b>PD36HN3</b>	2,872.00
1	(4) 28½"W x 3"H, Shallow Shelf Kit	<b>A8357</b>	420.00
2	(2) 24"W x 3"H, Part Bin Panels	<b>A9337</b>	73.00
1	63"W x 6"D, Frame Spreader	<b>A9283</b>	194.00
1	28"W x 8"H, Locking Single Drawer	<b>A9353</b>	751.00
2	28½"W x 13½"H, Locking File Drawer	<b>A9350</b>	809.00
<b>PD4</b>			<b>6,068.00</b>

- **Frames:** Heavy-duty 1" x 2" 11-gauge welded steel, slotted on both sides in 1" increments. Frames can be bolted together as needs expand. 800 lb. maximum load per frame. **Note:** Frame heights are for frame only. Must add 3" for foot and 6" for caster and foot. **Note:** Add frame braces #350325 R (RH) and #350325L (LH) for structural rigidity on 72" and 84" height frames
- **Shelves:** 14-gauge steel with integral attachment brackets. Available either horizontal or with 13° tilt. Floor shelf for CPU requires either glide or caster kit. 300 lb. maximum load per shelf

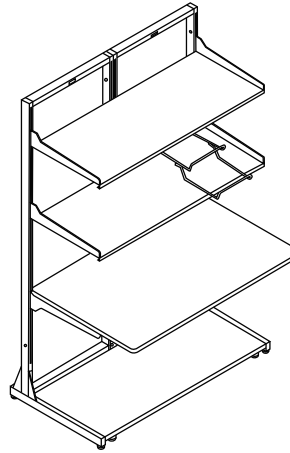
- **Work Surface:** 1" Thermally-Fused Fog Gray laminate with T-mold edge standard. Also available in 1/8" high pressure laminate or ESD laminate with T-mold edge (does not include grounding wire)  
Support brackets included. Additional front support leg suggested for loads over 150 lbs. Support leg included with 36" deep work surfaces
- **Keyboard supports:** Available in four variations — single wire holder or double wire holder for mounting under steel shelves; retractable platform or keyboard drawer for mounting under work surface

**PRECONFIGURED MATRIX® LAN STATION: TYPICALS** 

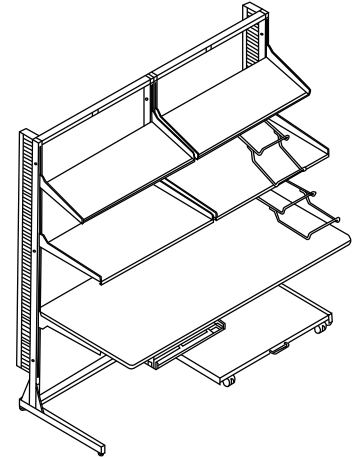
Safco offers three preconfigured Maytrix LAN stations to meet a variety of systems needs. **Each ships in a single carton.**  
**Color:** Gray powder coat paint finish, with Fog Gray low pressure laminate surfaces only for preconfigured units.



31124

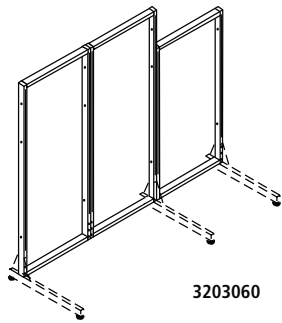


31148

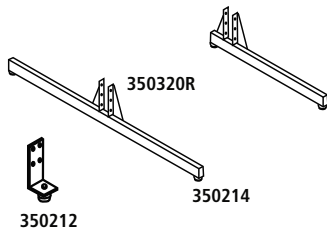


31172

Model No.	Description	Weight	List Price
31124	<b>24" Basic Maytrix</b> (1) 24" x 72" Frame; (2) Single-Sided Legs; (2) 24" x 16" Horizontal Shelves; (1) Single Wire Keyboard Holder; (1) 24" x 30" Work Surface; (1) 18" x 21" Floor Shelf; (1) Floor Shelf Glide Kit	119	2,589.00
31148	<b>48" Maytrix Console</b> (2) 24" x 72" Frames; (2) Single-Sided Legs; (1) Center Support Foot; (2) 48" x 16" Horizontal Shelves; (1) Double Wire Keyboard Holder; (1) 48" x 30" Work Surface; (1) 42" x 21" Floor Shelf; (1) Floor Shelf Glide Kit	211	4,388.00
31172	<b>72" Deluxe Maytrix</b> (2) 36" x 72" frames; (2) Single-Sided Legs; (1) Center Support Foot; (2) 36" x 16" Tilt Shelves; (2) 36" x 16" Horizontal Shelves; (2) Double Wire Keyboard Holders; (1) 72" x 30" Work Surface; (1) Under Surface Keyboard Drawer; (1) 30" x 21" Floor Shelf; (1) Floor Shelf Caster Kit; (2) 6 ft. Slotted Cable Management Channels	270	6,489.00

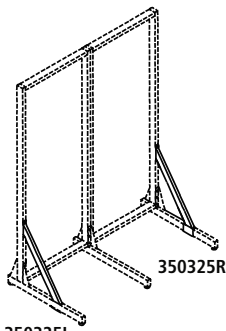


3203060



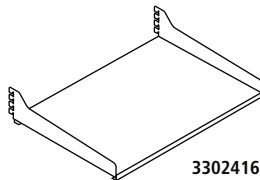
350212

350214

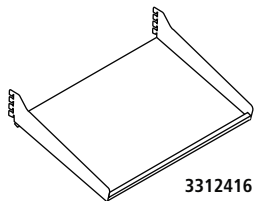


350325R

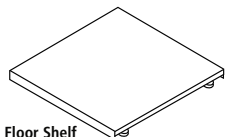
350325L



3302416



3312416



Floor Shelf with Glide Kit



Floor Shelf with Caster Kit

Model No.	Description	Weight	List Price
<b>Mayatrix Steel Frames</b>			
3202460	Frame, 24"W x 60"H	36	626.00
3202472	Frame, 24"W x 72"H	40	672.00
3202484	Frame, 24"W x 84"H	44	738.00
3203060	Frame, 30"W x 60"H	39	645.00
3203072	Frame, 30"W x 72"H	43	685.00
3203084	Frame, 30"W x 84"H	48	755.00
3203660	Frame, 36"W x 60"H	40	667.00
3203672	Frame, 36"W x 72"H	47	698.00
3203684	Frame, 36"W x 84"H	48	766.00

Model No.	Description	Weight	List Price
<b>Mayatrix Leg Options</b>			
350212	Foot, Center Support	2	96.00
350213R	Leg, Single Right (for use with 30" deep work surfaces)	7	313.00
350213L	Leg, Single Left (for use with 30" deep work surfaces)	7	313.00
350320R	Leg, Single Right (for use with 36" deep work surfaces)	7	313.00
350320L	Leg, Single Left (for use with 36" deep work surfaces)	7	313.00
350214	Leg, Double-Sided (universal fits L or R)	11	389.00
350215	Casters for Frame (pair-1 lock, 1 non-lock)	4	158.00
350325R	Frame Brace, Right	4	154.00
350325L	Frame Brace, Left	4	154.00

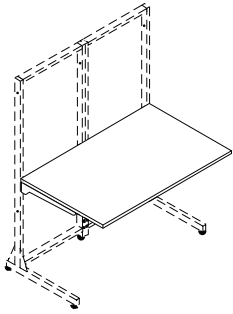
Model No.	Description	Weight	List Price	Model No.	Description	Weight	List Price
<b>Mayatrix Horizontal Mounting Shelf, steel (includes mounting brackets)</b>							
3302416	24"W x 16"D	16	223.00	3302420	24"W x 20"D	16	241.00
3303016	30"W x 16"D	19	270.00	3303020	30"W x 20"D	16	300.00
3303616	36"W x 16"D	20	348.00	3303620	36"W x 20"D	24	365.00
3304816	48"W x 16"D	27	504.00	3304820	48"W x 20"D	27	524.00
3305416	54"W x 16"D	27	533.00	3305420	54"W x 20"D	27	555.00
3306016	60"W x 16"D	32	565.00	3306020	60"W x 20"D	38	595.00
350318	Replacement Center Mounting Bracket (48", 60" only)						108.00

Model No.	Description	Weight	List Price	Model No.	Description	Weight	List Price
<b>Mayatrix 13° Tilt Shelf, steel (includes mounting brackets)</b>							
3312416	24"W x 16"D	16	336.00	3312420	24"W x 20"D	19	350.00
3313016	30"W x 16"D	19	394.00	3313020	30"W x 20"D	19	410.00
3313616	36"W x 16"D	21	443.00	3313620	36"W x 20"D	19	461.00

Model No.	Description	Weight	List Price
<b>Mayatrix Floor Shelf, steel</b>			
3322421	Floor Shelf, 18"W x 21"D, Fits 24"W Frame	14	371.00
3323021	Floor Shelf, 24"W x 21"D, Fits 30"W Frame	16	394.00
3323621	Floor Shelf, 30"W x 21"D, Fits 36"W Frame	19	401.00
3324821	Floor Shelf, 42"W x 21"D, Fits 48"W Frame	26	430.00
3326021	Floor Shelf, 54"W x 21"D, Fits 60"W Frame	30	463.00
350218	Floor Shelf Caster Kit (2 lock, 2 non-lock) + Handle	2	51.00
350216	Floor Shelf Glide Kit (set of 4)	1	60.00

**MAYTRIX DESK WORK SURFACE**

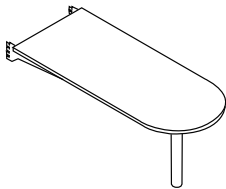
- Includes mounting brackets
- 36" D surfaces include adjustable front support legs



Model No.	Description	Weight	TFL	HPL	ESD
			Laminate List Price	Laminate List Price	Laminate List Price
			"L" Suffix	"LE" Suffix	
3402430	Work Surface, 24"W x 30"D	24	537.00	698.00	991.00
3403030	Work Surface, 30"W x 30"D	30	608.00	794.00	1,092.00
3403630	Work Surface, 36"W x 30"D	34	672.00	871.00	1,179.00
3404830	Work Surface, 48"W x 30"D	45	804.00	1,062.00	1,387.00
3405430	Work Surface, 54"W x 30"D	45	920.00	1,200.00	1,580.00
3406030	Work Surface, 60"W x 30"D	56	1,048.00	1,331.00	1,685.00
3407230	Work Surface, 72"W x 30"D	78	1,142.00	1,446.00	1,816.00
3409030	Work Surface, 90"W x 30"D	96	1,446.00	1,862.00	2,268.00
3402436	Work Surface, 24"W x 36"D	29	724.00	824.00	1,082.00
3403036	Work Surface, 30"W x 36"D	33	774.00	1,057.00	1,179.00
3403636	Work Surface, 36"W x 36"D	42	860.00	1,027.00	1,356.00
3404836	Work Surface, 48"W x 36"D	64	964.00	1,247.00	1,651.00
3405436	Work Surface, 54"W x 36"D	66	1,202.00	1,408.00	1,856.00
3406036	Work Surface, 60"W x 36"D	67	1,204.00	1,565.00	2,064.00
3407236	Work Surface, 72"W x 36"D	75	1,362.00	1,706.00	2,252.00
3409036	Work Surface, 90"W x 36"D	90	1,684.00	2,187.00	2,892.00

**Note:** TFL = Low Pressure Laminate as standard.

**MAYTRIX PENINSULA**



Model NO.	Description	Weight	TFL	HPL	ESD
			Laminate List Price	Laminate List Price	Laminate List Price
			"L" Suffix	"LE" Suffix	
<b>Maytrix Peninsula</b> (includes mounting brackets - hooks onto Maytrix™ frame)					
3407130	71" L x 30"W with T-mold Edge	83	1,151.00	1,469.00	1,667.00

**Note:** Post-formed edge not available on peninsula surface. Surface height must be set nominally at 29".

**MAYTRIX 90° CORNER WORK SURFACES**

Model No.	Description	Weight	List Price
<b>Maytrix Corner Components - Shelves</b>			
3332416	90° Steel Corner Shelf, 24"W x 16"D (requires two 24" frames)	20	353.00
3332420	90° Steel Corner Shelf, 24"W x 20"D (requires two 24" frames)	22	361.00
3333016	90° Steel Corner Shelf, 30"W x 16"D (requires two 30" frames)	22	365.00
3333616	90° Steel Corner Shelf, 36"W x 16"D (requires two 36" frames)	25	381.00
3333020	90° Steel Corner Shelf, 30"W x 20"D (requires two 30" frames)	25	381.00
3333620	90° Steel Corner Shelf, 36"W x 20"D (requires two 36" frames)	28	393.00

Office Suites  
Seating  
Tables  
Desks  
Meeting Essentials  
Personal Organization  
Ergonomics  
High Density Storage  
Storage & Filing  
Facilities  
Technology Furniture  
Art & Engineering

## MAYTRIX® 90° CORNER WORK SURFACES

Model No.	Description	TFL Laminate List Price	HPL Laminate List Price	ESD Laminate List Price
			"L" Suffix	"LE" Suffix
<b>3403030</b>	30"W x 30"D (requires two 30" frames; 350213L/350213R legs recommended).	608.00	794.00	1,092.00
<b>3403636</b>	36"W x 36"D (requires two 36" frames; 350213L/350213R legs recommended)	860.00	1,027.00	1,356.00
<b>3434830</b>	48"W x 30"D (requires four 24" frames)	1,173.00	1,426.00	1,667.00
<b>3434836</b>	48"W x 36"D (requires four 24" frames)	1,303.00	1,558.00	1,771.00

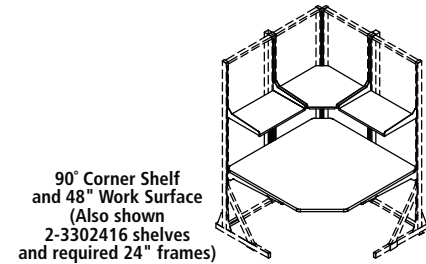
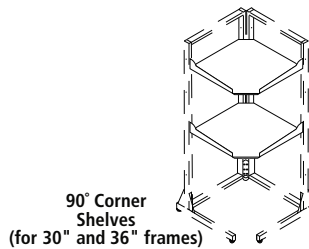
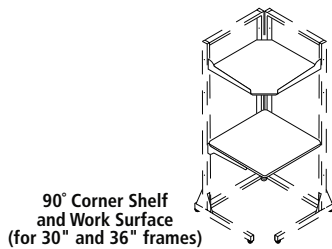
Model No.	Description	List Price	List Price
<b>350217</b>	Corner Connector Kit (foot and hardware required for 90° corner configuration)	157.00	157.00

### HOW TO SPECIFY

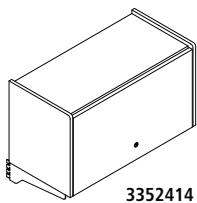
Start with base model number for work surfaces or peninsula and **SELECT ONE CODE FROM EACH OF THE OPTIONS** to complete your final model number for ordering:

Select MODEL NUMBER (ie., 3403030)	Option 1 Thermally-Fused Laminate No suffix	Option 2 High Pressure Laminate L = HPL Laminate	Option 3 ESD Laminate LE = ESD Laminate
---------------------------------------	---	--	---

The final model number for a surface with the base model number of 3403030 with the ESD Laminate option would be 3403030LE.



### STORAGE BINS



Model No.	Description	Internal Dimensions	Weight	TFL Laminate List Price	HPL Laminate List Price
					"L" Suffix
<b>3352414</b>	24"W Storage Bin	13"H x 21¾"W x 13¼"D	40	1,089.00	1,153.00
<b>3353014</b>	30"W Storage Bin	13"H x 27¾"W x 13¼"D	4	1,108.00	1,172.00
<b>3353614</b>	36"W Storage Bin	13"H x 33¾"W x 13¼"D	51	1,140.00	1,220.00

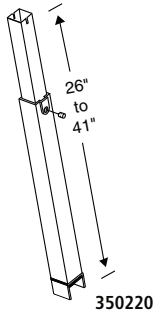
### ESD ACCESSORIES



- Must be wired in compliance with local electrical codes
- Grounding Bar provides common grounding point for managing multiple ground wires
- Wrist Strap must be used with Grounding Jack for proper grounding
- Grounding Jack accommodates 4 standard banana jacks (on the end of wrist straps)

Model No.	Description	Weight	List Price
<b>787</b>	ESD Wrist Strap	2	94.00
<b>788</b>	ESD Grounding Jack	3	99.00
<b>789</b>	ESD Grounding Bar	.5	169.00

MAYTRIX LAN RACKING SYSTEM



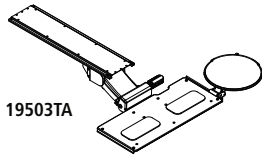
Model No. List Price	Description	Weight	List Price
350220	Adjustable Front Support Leg - All Work Surfaces	4	202.00
350321R	Replacement Top Bracket (right) - 30"D and 36"D Work Surfaces	4	108.00
350321L	Replacement Top Bracket (left) - 30"D and 36"D Work Surfaces	4	108.00
350327R	Replacement Top Bracket (right) - All 24"D Work Surfaces	4	110.00
350327L	Replacement Top Bracket (left) - All 24"D Work Surfaces	4	110.00

Note: Adjustable front support leg recommended for all corner and 36" deep work surfaces.

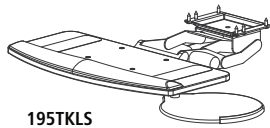
Maytrix Power Accessories

Model No.	Description	Weight	List Price
350181	72" L, 24 Outlet Power Strip, 15 amp, 15' Cord	4.5	390.00
350173	Power Strip, 4 ft. (10 outlets) with Surge Suppressor, 15 amp - 450 joules	5	455.00
A7737	Hardware Bags for mounting		12.00

Maytrix Keyboard Accessories



19503TA

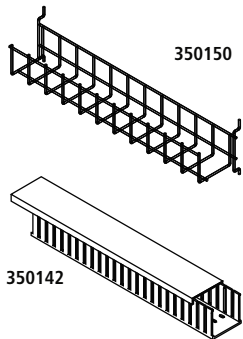


195TKLS

Model No.	Description	Weight	List Price
19503TA	Combination Keyboard/Mouse Platform 19"W x 8 1/4"D, 9" Dia. Mouse Platform*	15	647.00
195TKLS	Trackless Keyboard/Mouse Platform 19"W x 9 1/4"D, 9" Dia. Mouse Platform*	14	555.00

\* 19503TA Available in Black only. 195TKLS Available in Black or White.

Maytrix Cable Management System

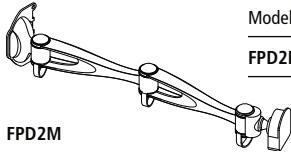


Model No.	Description	Weight	List Price
350142	2"W x 2"D, Channel (slotted), 6 ft. - Black only	3	219.00
350117	Pop Rivets - pkg. of 25 (to attach cable channels)	1	20.00
350150	24"W, Wire Cable Trough	1	149.00
350151	30"W, Wire Cable Trough	2	193.00
350152	36"W, Wire Cable Trough	2.5	257.00

Office Suites  
Seating  
Tables  
Desks  
Meeting Essentials  
Personal Organization  
Ergonomics  
High Density Storage  
Storage & Filing  
Facilities  
Technology Furniture  
Art & Engineering

## FLAT PANEL MONITOR SUPPORT BRACKET

- Compatible with VESA compliant monitors only
- 25 lb. capacity




FPD2M

Model No.	Description	Weight	List Price
FPD2M	Monitor Support – Two Arms	4	202.00

## MAYTRIX FABRIC SCREEN

- Installs between Maytrix steel frame sections to create a private work environment



350440

Model No.	Dimensions	Weight	List Price
350440	24"W x 72"H x 1¼"D	58	1,048.00
350445	30"W x 72"H x 1¼"D	75	1,335.00
350450	36"W x 72"H x 1¼"D	92	1,405.00
350460	24"W x 60"H x 1¼"D	48	948.00
350465	30"W x 60"H x 1¼"D	62	1,234.00
350470	36"W x 60"H x 1¼"D	76	1,301.00
350480	24"W x 84"H x 1¼"D	68	1,182.00
350485	30"W x 84"H x 1¼"D	88	1,470.00
350490	36"W x 84"H x 1¼"D	107	1,536.00

## HOW TO ORDER MAYTRIX® FABRIC SCREENS

### FABRIC SCREEN OPTIONS

When ordering fabric screens, use the code at right to indicate your fabric option:

3 5 0 4 4 0 S T Y

Product Code	Fabric Option
--------------	---------------

### Safco® Corporate Fabric Colors


Fabric Color	Order Code
<b>Spinel</b>	
Tiger Eye	STY
Sand Stone	SSS
Guilden	SGL
<b>Lido</b>	
Balboa	LBB
Heartland	LHL
Bryce Canyon	LBC
<b>Mingle</b>	
Crystal	MCT
Khaki	MHK
Biscuit	MBT
<b>Cross Town</b>	
Buff	CBF
Ray	CRA
Fieldstone	CFS
<b>Anchorage</b>	
Goose	AGS
<b>Bailey</b>	
Khaki	BKH

Contact Customer Care at 1-888-971-6225 or email [info@safcoproducts.com](mailto:info@safcoproducts.com) for assistance.


S/E CABINET 

- The S/E Cabinet comes fully assembled, just add shelves at the spacings desired
- 3 shelves included (standard on DSP models) and adjust on 1" increments
- Optional single shelf kit available to add additional shelves to cabinet
- Empty cabinet version available (no shelves)
- Perforated locking doors with 4 hinges each
- 30"D cabinet with steel back panel and two 3" dia. pop-outs
- Tamper-proof hinges inside cabinet, not accessible from outside
- Hinge will hold doors open or keep closed without engaging the lock
- Great for storing electrical equipment due to the ventilated design and pop-outs at rear of cabinet for power purposes
- Available in Black, Graphite and Desert Sage

Model No.	Description	Dimensions	Weight	List Price
3680DSP	36"W, Double-Door Cabinet, includes 3 Shelves	36"W x 31"D x 80"H	307	6,102.00
2480DSP	24"W, Single-Door Cabinet, includes 3 Shelves	24"W x 31"D x 80"H	279	4,732.00
3680DSE	36"W, Double-Door Cabinet, empty	36"W x 31"D x 80"H	260	5,544.00
2480DSE	24"W, Single-Door Cabinet, empty	24"W x 31"D x 80"H	240	4,218.00
36801S	36"W, Single Shelf Kit for 36"W Cabinet	34"W x 28 $\frac{3}{4}$ "D x 1"H	17	283.00
24801S	24"W, Single Shelf Kit for 24"W Cabinet	22"W x 28 $\frac{3}{4}$ "D x 1"H	14	239.00



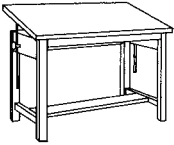
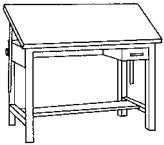
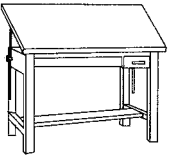
2480DSE



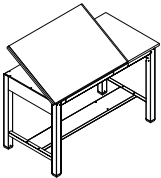
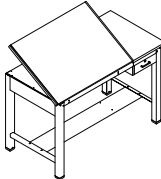
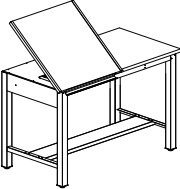
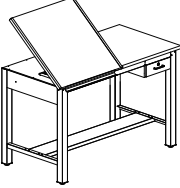

3680DSE



# Ranger® Steel 4-Post Drawing Tables

Model #	Description	Model #	List Price Ea.	List Carton Price	Number of Cartons	Actual Weight	S-Parcel Billable Weight	Carton Cube	Freight Class
<p><b>Drawing Boards:</b> Thermally fused 1" thick tables woodgrain low-pressure laminate surface with steel end cleats only, six top sizes  <b>Top Height:</b> 37" from floor  <b>Tilt Angle:</b> 50° from horizontal  <b>Available Options</b>  <b>Tool Drawer:</b> Comes with insert tray and lock with two keys  <b>Shallow Plan Drawer:</b> Convenient storage for papers and reference materials. Not available with the split-top table                      Table is shipped KD</p>									
						<b>Drawer Dimensions:</b>	<b>Height</b>	<b>Width</b>	<b>Depth</b>
						<b>Tool Drawer</b>	3 <sup>3</sup> / <sub>8</sub> "	10 <sup>3</sup> / <sub>8</sub> "	27 <sup>3</sup> / <sub>8</sub> "
						<b>Shallow Drawer</b>			
						<b>Table 7734B</b>	1 <sup>1</sup> / <sub>8</sub> "	24 <sup>1</sup> / <sub>4</sub> "	27 <sup>3</sup> / <sub>8</sub> "
						<b>Table 7736B</b>	1 <sup>1</sup> / <sub>8</sub> "	36 <sup>1</sup> / <sub>4</sub> "	27 <sup>3</sup> / <sub>8</sub> "
						<b>All other tables</b>	1 <sup>1</sup> / <sub>8</sub> "	48 <sup>1</sup> / <sub>4</sub> "	27 <sup>3</sup> / <sub>8</sub> "
<b>Ranger® Steel 4-Post Drawing Tables only. No Drawers.</b>									
	7732	Ranger® Steel 4-Post Table 42"W x 30"D x 37"H	7732	1,435.00	1,435.00	2	108	LTL	– 85
	7734	Ranger® Steel 4-Post Table 48"W x 37 <sup>1</sup> / <sub>2</sub> "D x 37"H	7734	1,539.00	1,539.00	2	118	LTL	– 85
	7736	Ranger® Steel 4-Post Table 60"W x 37 <sup>1</sup> / <sub>2</sub> "D x 37"H	7736	1,622.00	1,622.00	2	157	LTL	– 85
	7737	Ranger® Steel 4-Post Table 72"W x 37 <sup>1</sup> / <sub>2</sub> "D x 37"H	7737	1,965.00	1,965.00	2	167	LTL	– 85
	7738	Ranger® Steel 4-Post Table 72"W x 43 <sup>1</sup> / <sub>2</sub> "D x 37"H	7738	2,155.00	2,155.00	2	177	LTL	– 85
	7739	Ranger® Steel 4-Post Table 84"W x 43 <sup>1</sup> / <sub>2</sub> "D x 37"H	7739	2,394.00	2,394.00	2	185	LTL	– 85
<b>Ranger Steel 4-Post A Combination Table with tool drawer only.</b>									
	7732A	Ranger® Steel 4-Post A Combination with Tool Drawer 42"W x 30"D x 37"H	7732A	1,670.00	1,670.00	2	134	LTL	– 85
	7734A	Ranger® Steel 4-Post A Combination with Tool Drawer 48"W x 37 <sup>1</sup> / <sub>2</sub> "D x 37"H	7734A	1,790.00	1,790.00	2	146	LTL	– 85
	7736A	Ranger® Steel 4-Post A Combination with Tool Drawer 60"W x 37 <sup>1</sup> / <sub>2</sub> "D x 37"H	7736A	1,835.00	1,835.00	2	160	LTL	– 85
	7737A	Ranger® Steel 4-Post A Combination with Tool Drawer 72"W x 37 <sup>1</sup> / <sub>2</sub> "D x 37"H	7737A	2,026.00	2,026.00	2	177	LTL	– 85
	7738A	Ranger® Steel 4-Post A Combination with Tool Drawer 72"W x 43 <sup>1</sup> / <sub>2</sub> "D x 37"H	7738A	2,305.00	2,305.00	2	187	LTL	– 85
	7739A	Ranger® Steel 4-Post A Combination with Tool Drawer 84"W x 43 <sup>1</sup> / <sub>2</sub> "D x 37"H	7739A	2,479.00	2,479.00	2	195	LTL	– 85
<b>Ranger Steel 4-Post A Combination Table with tool and shallow drawers.</b>									
	7734B	Ranger® Steel 4-Post B Combination with Tool and Shallow Drawers 48"W x 37 <sup>1</sup> / <sub>2</sub> "D x 37"H	7734B	1,946.00	1,946.00	2	156	LTL	– 85
	7736B	Ranger® Steel 4-Post B Combination with Tool and Shallow Drawers 60"W x 37 <sup>1</sup> / <sub>2</sub> "D x 37"H	7736B	2,065.00	2,065.00	2	172	LTL	– 85
	7737B	Ranger® Steel 4-Post B Combination with Tool and Shallow Drawers 72"W x 37 <sup>1</sup> / <sub>2</sub> "D x 37"H	7737B	2,221.00	2,221.00	2	194	LTL	– 85
	7738B	Ranger® Steel 4-Post B Combination with Tool and Shallow Drawers 72"W x 43 <sup>1</sup> / <sub>2</sub> "D x 37"H	7738B	2,514.00	2,514.00	2	204	LTL	– 85
	7739B	Ranger® Steel 4-Post B Combination with Tool and Shallow Drawers 84"W x 43 <sup>1</sup> / <sub>2</sub> "D x 37"H	7739B	2,744.00	2,744.00	2	212	LTL	– 85

**Powder Coat Paint Finish:** Black-BLCK, Tech Silver-0242, Medium Tone-MDTN, White-WHIT, Mist-MIST, Navy-NAVY, Blue Medium-BLMD, Corporate Sand-CSAN, Pebble Gray-PBGY, Hunter-HUNT, Desert Sage-DESA, Sand Beige-SDBE, Cranberry-CRNB, Putty-PUTY, Warm White-WMWT, Textured Black-TBLK, Textured Graphite-TGHR and Textured Gray-GRAY

Model #	Description	Model #	List Price Ea.	List Carton Price	Number of Cartons	Actual Weight	S-Parcel Billable Weight	Carton Cube	Freight Class
<p>The perfect design solution with an angled and horizontal work surface all-in-one project table with LPL and HPL laminate choices and a large horizontal surface to accommodate a laptop and/or keyboard.</p> <ul style="list-style-type: none"> <li>• Available in a 60" width and 31" depth</li> <li>• Available in low pressure (no suffix) and high pressure (L suffix) on the tilt surface</li> <li>• Tilt surface ships with steel end cleats and pencil/marker stop</li> <li>• Tilt surface ships with steel end cleats and pencil/marker ledge</li> <li>• Tilt angle 50° from horizontal</li> <li>• Grommet standard and centered on rear horizontal work surface</li> <li>• Table legs contain adjustable leveling glides</li> <li>• Optional Caster Kit available (order as part #350221) providing 4 casters (2 locking and 2 non-locking)</li> <li>• Optional tool drawer, or tool and shallow plan drawer combination for storage</li> <li>• Tool drawer comes with insert tray and lock with two keys</li> <li>• Tool drawer dimensions: 3<math>\frac{3}{8}</math>"H x 10<math>\frac{1}{8}</math>"W x 27<math>\frac{3}{8}</math>"D</li> <li>• Shallow plan drawer convenient for storage of papers and reference materials</li> <li>• Shallow plan drawer dimensions: 1<math>\frac{1}{8}</math>"H x 36<math>\frac{1}{4}</math>"W x 27<math>\frac{3}{8}</math>"D</li> <li>• Top height approximately 37" from floor</li> <li>• Ships KD, assembly required</li> <li>• HPL custom laminates on horizontal and tilt surfaces are available</li> </ul>									
<p><b>Ranger® Split-Top Project Tables</b></p> <ul style="list-style-type: none"> <li>• <b>Drawing Boards:</b> Thermally fused 1" thick tables woodgrain low pressure laminate surface with steel end cleats only</li> </ul>									
	<p><b>7772</b> Ranger® Split-Top Table Tilt Surface: 42"W x 30"D Fixed Surface: 18"W x 30"D Overall: 60"W x 30"D x 37"H</p>	7772	2,334.00	2,334.00	2	150	LTL	-	85
	<p><b>7773</b> Ranger® Split-Top Table Tilt Surface: 48"W x 30"D Fixed Surface: 24"W x 30"D Overall: 72"W x 30"D x 37"H</p>	7773	2,536.00	2,536.00	2	160	LTL	-	85
	<p><b>7772A</b> Ranger® Split-Top Table with Tool Drawer Tilt Surface: 42"W x 30"D Fixed Surface: 18"W x 30"D Overall: 60"W x 30"D x 37"H</p>	7772A	2,742.00	2,742.00	2	155	LTL	-	85
	<p><b>7773A</b> Ranger® Split-Top Table with Tool Drawer Tilt Surface: 48"W x 30"D Fixed Surface: 24"W x 30"D Overall: 72"W x 30"D x 37"H</p>	7773A	2,944.00	2,944.00	2	165	LTL	-	85
<p><b>Ranger® Split-Top Project Tables</b></p> <ul style="list-style-type: none"> <li>• <b>Drawing Boards:</b> Available in low pressure (no suffix) and high pressure ("L" suffix) on the tilt surface</li> </ul>									
	<p><b>7774</b> Ranger® Split-Top Table Tilt Surface: 30"W x 31"D Fixed Surface: 29"W x 31"D Overall: 59"W x 31"D x 37"H</p>	7774	2,351.00	2,351.00	2	159	LTL	-	85
	<p><b>7774L*</b> Ranger® Split-Top Table Tilt Surface: 30"W x 31"D HPL Fixed Surface: 29"W x 31"D HPL Overall: 59"W x 31"D x 37"H</p>	7774L	2,489.00	2,489.00	2	159	LTL	-	85
	<p><b>7774A</b> Ranger® Split-Top Table with Tool Drawer Tilt Surface: 30"W x 31"D Fixed Surface: 29"W x 31"D Overall: 59"W x 31"D x 37"H</p>	7774A	2,746.00	2,746.00	2	164	LTL	-	85
	<p><b>7774LA*</b> Ranger® Split-Top Table with Tool Drawer Tilt Surface: 30"W x 31"D HPL Fixed Surface: 29"W x 31"D HPL Overall: 59"W x 31"D x 37"H</p>	7774LA	2,893.00	2,893.00	2	164	LTL	-	85
	<p><b>7774B</b> Ranger® Split-Top Table with Tool and Shallow Drawers Tilt Surface: 30"W x 31"D Fixed Surface: 29"W x 31"D Overall: 59"W x 31"D x 37"H</p>	7774B	2,868.00	2,868.00	2	155	LTL	-	85
	<p><b>7774LB*</b> Ranger® Split-Top Table with Tool and Shallow Drawers Tilt Surface: 30"W x 31"D HPL Fixed Surface: 29"W x 31"D HPL Overall: 59"W x 31"D x 37"H</p>	7774LB	3,107.00	3,107.00	2	165	LTL	-	85

\* HPL- High Pressure Laminates

Office Suites  
Seating  
Tables  
Desks  
Meeting Essentials  
Personal Organization  
Ergonomics  
High Density Storage  
Storage & Filing  
Facilities  
Technology Furniture  
Art & Engineering

# Ranger® Team Tables

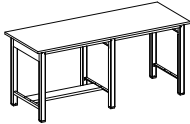
Model #	Description	Model #	List Price Ea.	List Carton Price	Number of Cartons	Actual Weight	S-Parcel Billable Weight	Carton Cube	Freight Class
---------	-------------	---------	----------------	-------------------	-------------------	---------------	--------------------------	-------------	---------------

Ranger® Team Table is the perfect solution for project or other team meetings. The Team Table has the same great strength and quality as our standard Ranger drafting table. A variety of storage under the standing-height table can house project or meeting materials.

- Rectangular shape 36" D x 96" W x 42" H
  - Heavy-duty steel base provides strength and stability and is available as standard in Safco Corporate Colors
  - High pressure laminate top with 3mm edge banding
  - All Safco® Corporate color HPLs available from Wilsonart®, Nevamar®, Pionite® and Formica®
  - Custom Colors for storage or table elements available upon request with an extended lead time.
- Please call Customer Care for a quotation

### Ranger® Team Tables

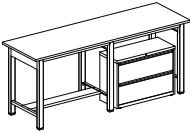
- High pressure laminate top with 3mm edge banding



<b>7760</b>	Ranger® Team Table Interior Dimensions: 85½"W x 23"D x 39"H 23"D x 41¼"W x 39"H per leg section Overall Dimension: 96"W x 36"D x 42"H <b>Finish:</b> Available as standard in Safco® Corporate Colors, See page 370.	7760	2,463.00	2,463.00	2	170	LTL	–	85
-------------	--	------	----------	----------	---	-----	-----	---	----

### Ranger® Team Table Typical

- High pressure laminate top with 3mm edge banding



<b>RTT2</b>	Ranger® Team Table Typical 2  Includes Ranger® Team Table and 1 Lateral File. Note: Back-to-back lateral files would extend beyond the leg structure of the table. Refer to individual items for shipping information	RTT2	3,400.00	3,400.00	3	321	LTL	–	85
-------------	---	------	----------	----------	---	-----	-----	---	----

# Futur-Matic® Drawing Tables

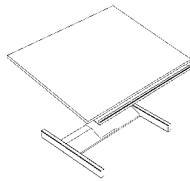
Model #	Description	Model #	List Price Ea.	List Carton Price	Number of Cartons	Actual Weight	S-Parcel Billable Weight	Carton Cube	Freight Class
---------	-------------	---------	----------------	-------------------	-------------------	---------------	--------------------------	-------------	---------------

**Drawing Boards:** Thermally-fused laminate surface, two top sizes.  
**Top Height Range:** 18" travel range, 30" to 48" adjustment  
**Tilt Angle:** Horizontal tilt to 89°

**Electrical System:** 110V, 60 Hz, 24V DC motor. Draws 1.2 amps under full load.

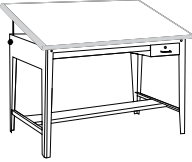







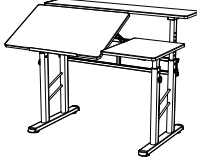
**FM T/C Drive System:** 250 lbs. of lifting capacity and 150 foot pounds of tilting torque. All gear drive. No belts or pulleys.

### Futur-Matic® Drawing Tables



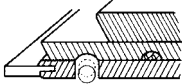
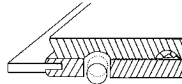
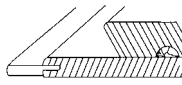
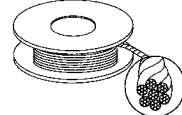

<b>8693B</b>	Futur-Matic® Drawing Tables 42"W x 30"D x 30-48"H	8693B	5,971.00	5,971.00	2	160	LTL	–	85
<b>8694B</b>	Futur-Matic® Drawing Tables 48"W x 37½"D x 30-48"H	8694B	6,405.00	6,405.00	2	180	LTL	–	85
<b>8696B</b>	Futur-Matic® Drawing Tables 60"W x 37½"D x 30-48"H	8696B	6,559.00	6,559.00	2	190	LTL	–	85
<b>8697B</b>	Futur-Matic® Drawing Tables 70"W x 37½"D x 30-48"H	8697B	6,734.00	6,734.00	2	242	LTL	–	85

# Drafting Tables

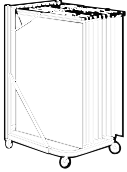






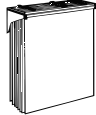



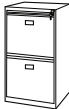
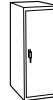
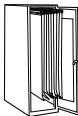
Model #	Description	Model #	List Price Ea.	List Carton Price	Quantity Per Carton	Actual Weight	S-Parcel Billable Weight	Carton Cube	Freight Class
<b>Drafting Tables</b>									
	<b>3962GR</b> Precision 4-Post Table Base 56½"W x 30½"D x 35½"H <b>Finish: Gray-GR</b>	3962GR	951.00	951.00	1	99	LTL	12.15	100
	<b>3952</b> Drafting Tabletop for Precision (3962) 60"W x 37½"D x 1"H <b>Finish: Green</b>	3952	457.00	457.00	1	77	LTL	2.3	70
	<b>3953</b> Drafting Tabletop for Precision (3962) 72"W x 37½"D x 1"H <b>Finish: Green</b>	3953	608.00	608.00	1	95	LTL	2.62	70
	<b>3957</b> PlanMaster Drafting Table Base 43"W x 33"D x 29½" to 37½"H <b>Finish: Black</b>	3957	680.00	680.00	1	67	LTL	6.66	85
	<b>3948</b> Drafting Tabletop for PlanMaster (3957), 37 x 60" 60"W x 37½"D x ¾"H <b>Finish: White</b>	3948	265.00	265.00	1	46	LTL	2.26	70
	<b>3951</b> Drafting Tabletop, 36 x 48" 47½"W x 35½"D x ¾"H <b>Tabletop for Bases:</b> PlanMaster (3957), Horizon (3961) and Vista (3960) <b>Finish: White</b>	3951	208.00	208.00	1	34	LTL	1.7	70
	<b>3960</b> Vista Drawing Table Base 32¾"W x 27½"D x 31½"-47"H <b>Finish: White</b>	3960	258.00	258.00	1	23	26	2.13	70
	<b>3961</b> Horizon Drawing Table Base 31½"W x 26½"D x 29"-45"H <b>Finish: White</b>	3961	276.00	276.00	1	21	34	3.17	70
	<b>3965MO</b> Height-Adjustable Split-Level Drafting Table 47¼"W x 29¾"D x 26"-37¼"H <b>Finish: Medium Oak-MO</b>	3965MO	604.00	604.00	1	75	75	3.82	85

Office Suites  
Seating  
Tables  
Desks  
Meeting Essentials  
Personal Organization  
Ergonomics  
High Density Storage  
Storage & Filing  
Facilities  
Technology Furniture  
Art & Engineering

Office Suites  
Seating  
Tables  
Desks  
Meeting Essentials  
Personal Organization  
Ergonomics  
High Density Storage  
Storage & Filing  
Facilities  
Technology Furniture  
Art & Engineering

Model #	Description	Model #	List Price Ea.	List Carton Price	Number of Cartons	Actual Weight	S-Parcel Billable Weight	Carton Cube	Freight Class
<p>• Delrin® rollers best for Mylar sheets or Steel rollers for vellum and other paper medium</p> <p><b>Mobile Parallel Ruling Straightedge with Steel Rollers*</b></p>									
	<b>7261A</b> Straightedge 36"W	7261A	317.00	317.00	1	2	2	-	300
	<b>7262A</b> Straightedge 42"W	7262A	333.00	333.00	1	3	3	-	300
	<b>7263A</b> Straightedge 48"W	7263A	354.00	354.00	1	3	3	-	300
<p>Above-board mounting hardware included.</p> <p><b>Mobile Parallel Ruling Straightedge with Armoredge® and Steel Rollers*</b></p>									
	<b>7261ASE</b> Straightedge 36"W	7261ASE	470.00	470.00	1	3	3	-	300
	<b>7262ASE</b> Straightedge 42"W	7262ASE	490.00	490.00	1	3	3	-	300
<p><b>Mobile Parallel Ruling Straightedge with Delrin® Rollers*</b></p>									
	<b>D7261A</b> Straightedge 36"W	D7261A	311.00	311.00	1	2	2	-	300
	<b>D7262A</b> Straightedge 42"W	D7262A	329.00	329.00	1	2	2	-	300
	<b>D7263A</b> Straightedge 48"W	D7263A	346.00	346.00	1	3	3	-	300
<p><b>E-Z Grip Parallel Ruling Straightedge*</b></p>									
	<b>7251A</b> Straightedge 36"W	7251A	300.00	300.00	1	2	2	-	300
	<b>7252A</b> Straightedge 42"W	7252A	317.00	317.00	1	2	2	-	300
	<b>7253A</b> Straightedge 48"W	7253A	333.00	333.00	1	3	3	-	300
<p>Above-board mounting hardware included.</p> <p><b>Hardware Bags*</b></p>									
	<b>7306</b> Replacement hardware for above board straightedge (Edge Mount)	7306	50.00	50.00	1	.5	.5	-	300
	<b>7308</b> Hardware bag for above-board straightedge (Surface Mount)	7308	50.00	50.00	1	1	1	-	300
<p><b>7 x 7" Lubricated Stainless Steel Cable with Nylon Coating*</b></p>									
	<b>7355A</b> Replacement Cable (30-42" Straightedge) 19' Spool	7355A	34.00	34.00	1	.5	.5	-	300
	<b>7355B</b> Replacement Cable (48-60" Straightedge) 23' Spool	7355B	46.00	46.00	1	.5	.5	-	300

\*While Supplies Last.

Model #	Description	Model #	List Price Ea.*	List Carton Price	Quantity Per Carton	Actual Weight	S-Parcel Billable Weight	Carton Cube	Freight Class
<b>Vertical Filing Systems</b>									
	<b>5026</b> Mobile Stand with 12 Pivot Brackets 27"W x 27½"D - 37½"D x 43½" - 61½"H Finish: Tropic Sand	5026	928.00	928.00	1	47	47	2.72	70
	<b>5056</b> Data File & Extension 26½"W x 12½"D x 8"H Finish: Tropic Sand	5056	477.00	477.00	1	36	36	1.97	85
	<b>5060</b> Mobile Plan Center 25¾" - 43¾"W x 20½"D x 51"H Finish: Tropic Sand	5060	696.00	696.00	1	34	34	2.31	85
	<b>5059</b> Mobile Vertical Stand 27½" - 39¾"W x 16"D x 40" - 52"H Finish: Tropic Sand	5059	504.00	504.00	1	26	26	1.97	85
	<b>5225</b> Wire Rolling Project File 21"W x 13¾"D x 24¾"H Finish: Gray	5225	124.00	124.00	1	7	8	0.63	70
	<b>5038</b> Hanging File Folders, 18 x 14" (25/Pack)	5038	166.00	166.00	1	9	9	0.44	55
	<b>50016</b> 18" Hanging Clamp	50016	52.00	312.00	6	5	5	0.17	65
	<b>50026</b> 24" Hanging Clamp	50026	58.00	348.00	6	6	6	0.22	65
	<b>50036</b> 30" Hanging Clamp	50036	65.00	390.00	6	7	7	0.27	65
	<b>50046</b> 36" Hanging Clamp	50046	68.00	408.00	6	9	9	0.32	65
	<b>50056</b> 42" Hanging Clamp	50056	72.00	432.00	6	10	10	0.37	65
<b>* Only available to order by Carton.</b>									
	<b>5030</b> Drop/Lift Wall Rack Extends less than 12" from wall Finish: Tropic Sand	5030	86.00	86.00	1	2	2	0.15	85
	<b>5016</b> Pivot Wall Rack with 12 Pivot Brackets 24"W x 14¾"D x 9¾"H Finish: Tropic Sand	5016	409.00	409.00	1	18	18	0.88	70
	<b>5006</b> Pivot Brackets (12 Pack) 14¾"W x 1¾"D x 9¾"H Finish: Gray * Only available to order by Carton.	5006	28.00	336.00	12	11	11	0.52	70
	<b>5010</b> Pivot Wall Rack 24"W x 1¾"D x 9¾"H Finish: Tropic Sand	5010	72.00	72.00	1	7	7	0.36	70
	<b>5039</b> Vertical File Cabinet 23¾"W x 24"D x 40½"H Finish: Tropic Sand	5039	1,260.00	1,260.00	1	153	LTL	16.66	100
	<b>5040</b> Small Vertical Filing Cabinet 16"W x 27"D x 42½"H	5040	1,130.00	1,130.00	1	102	LTL	18.24	100
	<b>5041</b> Large Vertical Filing Cabinet 16"W x 39"D x 54¾"H	5041	1,432.00	1,432.00	1	137	LTL	26.0	100

# Hamilton Unit System Files

## To order, please specify:

Series (File/Base)	+	Color Suffix	Black-S5 Tech Silver-HK5 Medium Tone-JR5 White-G5 Mist-4606	<b>Powder Coat Paint Color Choices:</b> Navy-JJ5 Blue Medium-JP5 Corporate Sand-FH5 Pebble Gray-HT5 Hunter-4700	Desert Sage-M5 Sand Beige-D5 Cranberry-H5 Putty-Q5 Warm White-4606	Textured Black-DV5 Textured Graphite-DW5 Textured Gray-P5
-----------------------	---	--------------	---	--	--	---


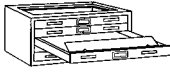





Interlocking steel plan files are designed for ease of stacking. Capacity of drawers may be increased by using Model No. 7965 and 7966 magnetic drawer dividers to arrange drawers for 1/2-, 1/4- and 1/8-size drawing. Drawers have front metal plan depressor and rear hood to keep documents flat and orderly. Dust covers optional. 10 drawer files have patented tracing lifter for ease of retrieval. Able to stack three high on flush base. Files stack two high on base legs.

**File physical paper capacity:** 1,000 sheets vellum per file  
 100 sheets vellum per drawer in a 10 drawer file  
 200 sheets vellum per drawer in a 5 drawer file





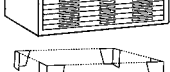


**File weight capacity:** 20 lbs. (9.1 kg) per drawer in a 10 drawer file evenly distributed  
 40 lbs. (18.2 kg) per drawer in a 5 drawer file evenly distributed

Model #	Description	Model #	List Price Ea.	List Carton Price	Number of Cartons	Actual Weight	S-Parcel Billable Weight	Carton Cube	Freight Class
---------	-------------	---------	----------------	-------------------	-------------------	---------------	--------------------------	-------------	---------------


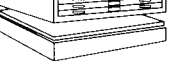

### Hamilton Unit System Files - For 30 x 42" Sheets

	<b>2J1</b> GSA Flat Cap Overall Size: 49 <sup>5</sup> / <sub>16</sub> "W x 39 <sup>3</sup> / <sub>4</sub> "D x 3 <sup>3</sup> / <sub>4</sub> "H	2J1	613.00	613.00	1	44	44	3.2	85
	<b>2J15</b> GSA 5 Drawer File Overall Size: 49 <sup>5</sup> / <sub>16</sub> "W x 38 <sup>1</sup> / <sub>2</sub> "D x 15 <sup>5</sup> / <sub>8</sub> "H	2J15	3,363.00	3,363.00	1	233	LTL	20.41	85
	<b>2J15D</b> GSA 5 Drawer File with Dust Cover Overall Size: 49 <sup>5</sup> / <sub>16</sub> "W x 38 <sup>1</sup> / <sub>2</sub> "D x 15 <sup>5</sup> / <sub>8</sub> "H	2J15D	3,680.00	3,680.00	1	242	LTL	20.41	85
	<b>2J117</b> GSA Flush Base Overall Size: 49 <sup>5</sup> / <sub>16</sub> "W x 38 <sup>1</sup> / <sub>2</sub> "D x 4"H	2J117	584.00	584.00	1	16	16	0.79	85
	<b>2J100</b> GSA 10 Drawer File Overall Size: 49 <sup>5</sup> / <sub>16</sub> "W x 38 <sup>1</sup> / <sub>2</sub> "D x 15 <sup>5</sup> / <sub>8</sub> "H	2J100	10,166.00	10,166.00	1	492	LTL	23.20	85
	<b>7890X</b> GSA Base Legs (set of 4) Overall Size: 6"H	7890X	351.00	351.00	1	15	15	0.32	85
	<b>7890Y</b> GSA Base Legs (set of 4) Overall Size: 19 <sup>3</sup> / <sub>8</sub> "H	7890Y	752.00	752.00	1	45	45	2.08	85


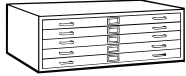
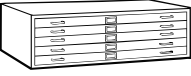




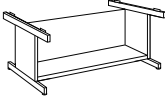
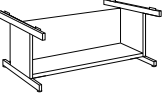
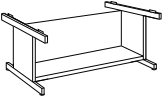
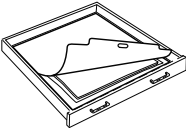


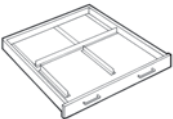


### Hamilton Unit System Files - For 36 x 48" Sheets

	<b>3J1</b> GSA Flat Cap Overall Size: 55 <sup>5</sup> / <sub>16</sub> "W x 45 <sup>1</sup> / <sub>4</sub> "D x 3 <sup>3</sup> / <sub>4</sub> "H	3J1	752.00	752.00	1	51	51	4.55	85
	<b>3J15</b> GSA 5 Drawer File Overall Size: 55 <sup>5</sup> / <sub>16</sub> "W x 44 <sup>1</sup> / <sub>4</sub> "D x 15 <sup>5</sup> / <sub>8</sub> "H	3J15	3,860.00	3,860.00	1	293	LTL	29.34	85
	<b>3J15D</b> GSA 5 Drawer File with Dust Covers Overall Size: 55 <sup>5</sup> / <sub>16</sub> "W x 44 <sup>1</sup> / <sub>4</sub> "D x 15 <sup>5</sup> / <sub>8</sub> "H	3J15D	4,177.00	4,177.00	1	304	LTL	29.34	85
	<b>3J117</b> GSA Flush Base Overall Size: 55 <sup>5</sup> / <sub>16</sub> "W x 44 <sup>1</sup> / <sub>2</sub> "D x 4"H	3J117	700.00	700.00	1	18	18	0.79	85
	<b>3J100</b> GSA 10 Drawer File Overall Size: 55 <sup>5</sup> / <sub>16</sub> "W x 44 <sup>1</sup> / <sub>2</sub> "D x 15 <sup>5</sup> / <sub>8</sub> "H	3J100	11,729.00	11,729.00	1	635	LTL	29.34	85
	<b>7890X</b> GSA Base Legs (set of 4) Overall Size: 6"H	7890X	351.00	351.00	1	15	15	0.32	85
	<b>7890Y</b> GSA Base Legs (set of 4) Overall Size: 19 <sup>3</sup> / <sub>8</sub> "H	7890Y	752.00	752.00	1	45	45	2.08	85

### Hamilton Unit System Files - For 42 x 72" Sheets

	<b>4J1</b> GSA Flat Cap Overall Size: 79 <sup>5</sup> / <sub>16</sub> "W x 51 <sup>1</sup> / <sub>4</sub> "D x 3 <sup>3</sup> / <sub>4</sub> "H	4J1	2,062.00	2,062.00	1	103	LTL	7.3	85
	<b>4J15D</b> GSA 5 Drawer File with Dust Covers Overall Size: 79 <sup>5</sup> / <sub>16</sub> "W x 50 <sup>1</sup> / <sub>2</sub> "D x 15 <sup>5</sup> / <sub>8</sub> "H	4J15D	11,472.00	11,472.00	1	525	LTL	49.1	85
	<b>4J17</b> GSA Flush Base Overall Size: 55 <sup>5</sup> / <sub>16</sub> "W x 44 <sup>1</sup> / <sub>2</sub> "D x 4"H (Use Flush Base only.)	4J17	1,776.00	1,776.00	1	92	LTL	15.0	85

Due to a manufacturing transition, this product is experiencing longer than normal lead times. Please contact Customer Care for the most updated lead times.

Model #	Description	Model #	List Price Ea.*	List Carton Price	Quantity Per Carton	Actual Weight	S-Parcel Billable Weight	Carton Cube	Freight Class
	<b>Flat Files</b> <b>4994</b> 5 Drawer Steel Flat File 36 x 24" 40½"W x 29½"D x 16½"H Finish: Black-BLR, Gray-GRR, Tropic Sand-TSR, White-WHR	4994BLR 4994GRR 4994TSR 4994WHR	1,941.00	1,941.00	1	160	LTL	16.88	100
	<b>4996</b> 5 Drawer Steel Flat File 42 x 30" 46½"W x 35½"D x 16½"H Finish: Black-BLR, Gray-GRR Tropic Sand-TSR, White-WHR	4996BLR 4996GRR 4996TSR 4996WHR	2,246.00	2,246.00	1	195	LTL	21.86	100
	<b>4998</b> 5 Drawer Steel Flat File 48 x 36" 53½"W x 41½"D x 16½"H Finish: Black-BLR, Gray-GRR Tropic Sand-TSR, White-WHR	4998BLR 4998GRR 4998TSR 4998WHR	2,661.00	2,661.00	1	250	LTL	29.57	100
	<b>4986</b> 10 Drawer Steel Flat File 42 x 30" 46½"W x 35½"D x 16½"H Finish: Black-BL, Gray-GR, Tropic Sand-TS	4986BL 4986GR 4986TS	3,967.00	3,967.00	1	278	LTL	19.33	100
	<b>4995</b> Closed Base 6"H for 4994 40½"W x 26½"D x 6"H Finish: Black-BLR, Gray-GRR, Tropic Sand-TSR, White-WHR	4995BLR 4995GRR 4995TSR 4995WHR	339.00	339.00	1	22	22	0.87	85
	<b>4997</b> Closed Base 6"H for 4986 & 4996 46½"W x 32½"D x 6"H Finish: Black-BLR, Gray-GRR, Tropic Sand-TSR, White-WHR	4997BLR 4997GRR 4997TSR 4997WHR	364.00	364.00	1	26	26	0.98	85
	<b>4999</b> Closed Base 6"H for 4998 53½"W x 38½"D x 6"H Finish: Black-BLR, Gray-GRR, Tropic Sand-TSR, White-WHR	4999BLR 4999GRR 4999TSR 4999WHR	456.00	456.00	1	30	30	1.12	100
	<b>4975</b> Open Base 20"H for 4994 40½"W x 29½"D x 20"H Finish: Black-BL, Gray-GR, Tropic Sand-TS, White-WH	4975BL 4975GR 4975TS 4975WH	745.00	745.00	1	37	37	1.97	85
	<b>4977</b> Open Base 20"H for 4986 & 4996 46½"W x 35½"D x 20"H Finish: Black-BL, Gray-GR, Tropic Sand-TS, White-WH	4977BL 4977GR 4977TS 4977WH	793.00	793.00	1	42	42	2.61	85
	<b>4979</b> Open Base 20"H for 4998 53½"W x 41½"D x 20"H Finish: Black-BL, Gray-GR, Tropic Sand-TS, White-WH	4979BL 4979GR 4979TS 4979WH	827.00	827.00	1	47	47	2.57	85
	<b>Flat File Portfolios</b> <b>3011</b> Flat File Portfolios - use with 4994 For Document Size 36 x 24" 36½"W x 25½"D * Only available to order by Carton.	3011	33.00	330.00	10	20	20	1.31	55
	<b>3012</b> Flat File Portfolios - use with 4996 or 4986 For Document Size 42 x 30" 42½"W x 31½"D * Only available to order by Carton.	3012	36.00	360.00	10	26	26	1.84	55
	<b>3013</b> Flat File Portfolios - use with 4998 For Document Size 48 x 36" 49½"W x 37½"D * Only available to order by Carton.	3013	41.00	410.00	10	36	36	2.4	55
	<b>Dividers &amp; Lock Accessories</b> <b>4980</b> Flat File Dividers for 5 Drawer Steel Flat Files 1½"H x 11"L	4980	136.00	136.00	1	2	2	0.13	70
	<b>4981</b> Lock Kit for 5 Drawer Steel Flat Files	4981	115.00	115.00	1	1	1	0.9	70
	<b>4983</b> Lock Kit for 10 Drawer Steel Flat Files	4983	115.00	115.00	1	1	1	0.9	70

Office Suites  
Seating  
Tables  
Desks  
Meeting Essentials  
Personal Organization  
Ergonomics  
High Density Storage  
Storage & Filing  
Facilities  
Technology Furniture  
Art & Engineering

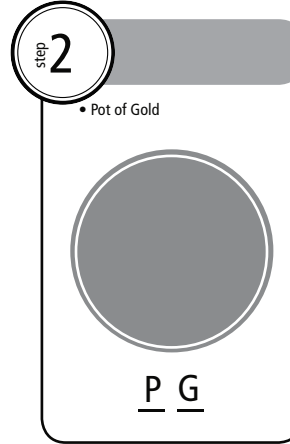
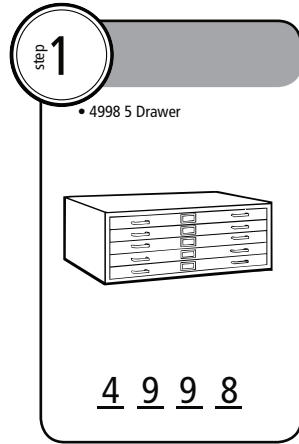


## To order, please specify:


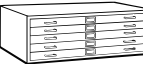
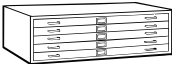




Series (File/Base) + Color  
 Example: **4 9 9 8** + **P G**

### Designer Color Choices:

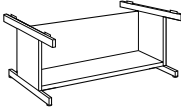

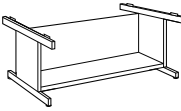

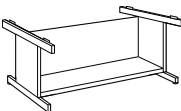

- |                  |                     |                     |                 |
|------------------|---------------------|---------------------|-----------------|
| Baby Wheat-BW    | Calm Shore-CS       | Indigo Root-IR      | Deep Quarry-DQ  |
| Pot of Gold-PG   | Lobster Trap-LB     | Bermuda Triangle-BT | Sweet Cream-SC  |
| Cool Cucumber-CC | Taste of Tuscany-TT | Chai Tea-CT         | Pepper Stone-PS |
| Arabian Sky-AS   | Wild Wood Pine-WP   | Sand Dunes-SD       | Sweet Pea-SW    |






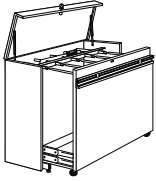










Flat files and bases can also be ordered in customer specified colors for an upcharge. Please contact Customer Care at 888-971-6225 or go to [www.safcoproducts.com](http://www.safcoproducts.com).

Model #	Description	Model #	List Price Ea.	List Carton Price	Quantity Per Carton	Actual Weight	S-Parcel Billable Weight	Carton Cube	Freight Class
<b>Flat Files - Custom Designer Colors</b>									
 <b>4994 Series</b>	5 Drawer Steel Flat File, 36 x 24" 40 1/2"W x 29 1/2"D x 16 1/2"H	Designer Colors 4994	1,941.00	1,941.00	1	160	LTL	16.88	100
 <b>4996 Series</b>	5 Drawer Steel Flat File, 42 x 30" 46 1/2"W x 35 1/2"D x 16 1/2"H	Designer Colors 4996	2,246.00	2,246.00	1	195	LTL	21.86	100
 <b>4998 Series</b>	5 Drawer Steel Flat File, 48 x 36" 53 1/2"W x 41 1/2"D x 16 1/2"H	Designer Colors 4998	2,661.00	2,661.00	1	250	LTL	29.57	100
 <b>4986 Series</b>	10 Drawer Steel Flat File, 42 x 30" 46 1/2"W x 35 1/2"D x 16 1/2"H	Designer Colors 4986	3,967.00	3,967.00	1	278	LTL	19.33	100
 <b>4995 Series</b>	Closed Base 6"H for 4994 40 1/2"W x 26 1/2"D x 6"H	Designer Colors 4995	339.00	339.00	1	22	22	0.87	85
 <b>4997 Series</b>	Closed Base 6"H for 4986 & 4996 46 1/2"W x 32 1/2"D x 6"H	Designer Colors 4997	364.00	364.00	1	26	26	0.98	85
 <b>4999 Series</b>	Closed Base 6"H for 4998 53 1/2"W x 38 1/2"D x 6"H	Designer Colors 4999	456.00	456.00	1	30	30	1.12	85

# Steel Flat Files - Custom Designer Colors



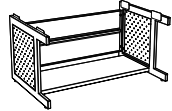


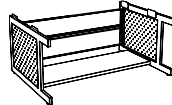
Model #	Description	Model #	List Price Ea.	List Carton Price	Quantity Per Carton	Actual Weight	S-Parcel Billable Weight	Carton Cube	Freight Class	
	<b>4975 Series</b> Open Base 20"H for 4994 40 1/2"W x 29 1/2"D x 20"H 	Designer Colors	4975	745.00	745.00	1	37	37	1.97	85
	<b>4977 Series</b> Open Base 20"H for 4986 & 4996 46 1/2"W x 35 1/2"D x 20"H 	Designer Colors	4977	793.00	793.00	1	42	42	2.61	85
	<b>4979 Series</b> Open Base 20"H for 4998 50 1/2"W x 41 1/2"D x 20"H 	Designer Colors	4979	827.00	827.00	1	47	47	2.57	85

## MasterFile 2

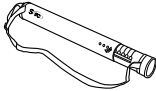




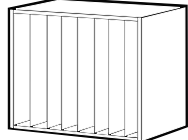
Model #	Description	Model #	List Price Ea.	List Carton Price	Quantity Per Carton	Actual Weight	S-Parcel Billable Weight	Carton Cube	Freight Class
	<b>5023AH</b> MasterFile 2 Fits Sheet Size 24 x 36" 32"W x 21 1/2"D x 45"H Finish: Autumn Haze-AH  	5023AH	5,459.00	5,459.00	1	252	LTL	27.23	100
	<b>5024AH</b> MasterFile 2 Fits Sheet Size 30 x 42" 36"W x 21 1/2"D x 50"H Finish: Autumn Haze-AH  	5024AH	6,518.00	6,518.00	1	320	LTL	28.29	100
	<b>5025AH</b> MasterFile 2 Fits Sheet Size 48 x 36" 56"W x 21 1/2"D x 45"H Finish: Autumn Haze-AH  	5025AH	7,582.00	7,582.00	1	393	LTL	39.65	100
	<b>6551</b> MasterFile 2 Carrier Strips Laminate, 2 1/4"W x 217"L	6551	200.00	200.00	1	3	3	0.14	55
	<b>6552</b> MasterFile 2 Carrier Strips Polyester, 2 1/4"W x 217"L	6552	215.00	215.00	1	3	3	0.14	55
	<b>6553</b> MasterFile 2 Carrier Strips Polyester, 2 1/4"W x 216"L  	6553	200.00	200.00	1	3	3	0.14	55

Office Suites  
Seating  
Tables  
Desks  
Meeting Essentials  
Personal Organization  
Ergonomics  
High Density Storage  
Storage & Filing  
Facilities  
Technology Furniture  
Art & Engineering

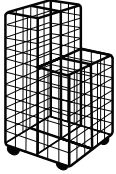
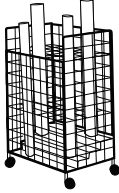
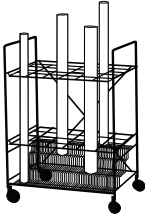


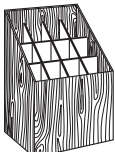
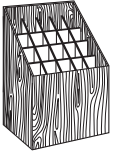
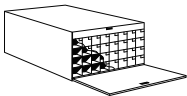
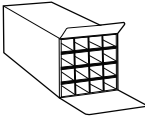
# Facil Flat Files

Model #	Description	Model #	List Price Ea.*	List Carton Price	Quantity Per Carton	Actual Weight	S-Parcel Billable Weight	Carton Cube	Freight Class
<b>Facil Flat Files</b>									
 <b>4969LG</b>	Facil 5 Drawer Flat File - Small 40 1/4" W x 26" D x 16 1/2" H <b>Finish: Light Gray-LG</b>	4969LG	1,062.00	1,062.00	1	118	LTL	14.85	100
 <b>4970LG</b>	Facil Closed Base for 4969LG 40 1/4" W x 24" D x 4 3/4" H <b>Finish: Light Gray-LG</b>	4970LG	154.00	154.00	1	13	13	0.56	85
 <b>4971LG</b>	Facil High Base for 4969LG 40 1/4" W x 25 3/4" D x 20 1/4" H <b>Finish: Light Gray-LG</b>	4971LG	384.00	384.00	1	38	38	1.7	85
 <b>4972LG</b>	Facil 5 Drawer Flat File - Medium 46 3/4" W x 32" D x 16 1/2" H <b>Finish: Light Gray-LG</b>	4972LG	1,308.00	1,308.00	1	150	LTL	20.71	100
 <b>4973LG</b>	Facil Closed Base for 4972LG 46 3/4" W x 30" D x 4 3/4" H <b>Finish: Light Gray-LG</b>	4973LG	168.00	168.00	1	16	16	0.71	85
 <b>4974LG</b>	Facil High Base for 4972LG 46 3/4" W x 31 3/4" D x 20 1/4" H <b>Finish: Light Gray-LG</b>	4974LG	430.00	430.00	1	44	44	1.97	85

# Economy Art Storage

 <b>3053</b>	Expandable Document Storage Tube 3 1/2" Dia. x 24 1/2" - 40" H <b>Finish: Black</b> <b>* Only available to order by Carton.</b>	3053	40.00	400.00	10	10	23	2.03	150
 <b>3008TS</b>	Portable Art & Drawing File, 36 x 24" 38 3/4" W x 24 1/2" D x 1 1/2" H <b>* Only available to order by Carton.</b>	3008TS	66.00	330.00	5	19	51	4.75	85
 <b>3009TS</b>	Portable Art & Drawing File, 42 x 30" 44 1/4" W x 30 3/4" D x 1 1/2" H <b>* Only available to order by Carton.</b>	3009TS	68.00	340.00	5	21	72	6.57	85
 <b>4897</b>	Giant Stack Tray, 36 x 24" 39" W x 26" D x 3" H <b>Finish: White</b> <b>* Only available to order by Carton.</b>	4897	117.00	234.00	2	23	48	4.09	200
 <b>4899</b>	Giant Stack Tray, 42 x 30" 45 1/4" W x 34" D x 3" H <b>Finish: White</b> <b>* Only available to order by Carton.</b>	4899	139.00	278.00	2	32	70	6.27	200
 <b>3030</b>	Art Rack 36" W x 24 1/4" D x 29" H <b>Finish: Textured Putty</b> <b>* Only available to order by Carton.</b>	3030	465.00	465.00	1	88	88	3.16	70


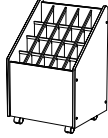
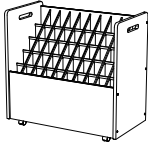

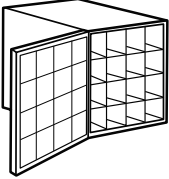
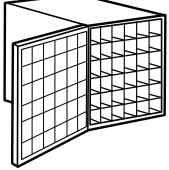
# Roll Filing Systems

Model #	Description	Model #	List Price Ea.	List Carton Price	Quantity Per Carton	Actual Weight	S-Parcel Billable Weight	Carton Cube	Freight Class
<b>Roll Filing Systems</b>									
	<b>3084</b> Wire Roll File - 4 Compartment 16¼"W x 16½"D x 30½"H Finish: White	3084	177.00	177.00	1	15	15	0.79	70
	<b>3088</b> Tiered Wire Roll File - 24 Compartment 21"W x 14¼"D x 31¾"H Finish: White	3088	188.00	188.00	1	14	14	1.23	925
	<b>3089</b> Tiered Chrome Wire Roll File - 24 Compartment 24"W x 17¼"D x 31¾"H	3089	262.00	262.00	1	15	25	2.15	125
	<b>3090</b> Tubular Steel Wire Roll File - 12 Compartment 18"W x 12¾"D x 24½"H	3090	143.00	143.00	1	8	8	0.66	925
	<b>3091</b> Tubular Steel Wire Roll File - 20 Compartment 18"W x 12¾"D x 24½"H	3091	144.00	144.00	1	8	9	0.71	925
	<b>3079</b> Upright Roll File - 12 Compartment 15"W x 12"D x 22"H Finish: Walnut	3079	91.00	91.00	1	4	7	0.52	85
	<b>3081</b> Upright Roll File - 20 Compartment 15"W x 12"D x 22"H Finish: Walnut	3081	97.00	97.00	1	4	7	0.51	85
	<b>3094</b> Tube-Stor KD Roll File - 18 Compartment 23½"W x 37"D x 11½"H Finish: White * Only available to order by Carton.	3094	145.00	290.00	2	26	28	2.4	85
	<b>3098</b> Tube-Stor KD Roll File - 16 Compartment 12¾"W x 37"D x 12½"H Finish: White	3098	112.00	112.00	1	12	16	1.48	85



Office Suites  
Seating  
Tables  
Desks  
Meeting Essentials  
Personal Organization  
Ergonomics  
High Density Storage  
Storage & Filing  
Facilities  
Technology Furniture  
Art & Engineering

# Roll Filing Systems

Office Suites  
Seating  
Tables  
Desks  
Meeting Essentials  
Personal Organization  
Ergonomics  
High Density Storage  
Storage & Filing  
Facilities  
Technology Furniture  
Art & Engineering

Model #	Description	Model #	List Price Ea.	List Carton Price	Quantity Per Carton	Actual Weight	S-Parcel Billable Weight	Carton Cube	Freight Class
 <b>3043</b>	Wood Mobile Roll File - 21 Compartment 30 $\frac{1}{2}$ "W x 15 $\frac{1}{4}$ "D x 29 $\frac{1}{4}$ "H <b>Finish: Putty</b>	3043	464.00	464.00	1	52	52	1.8	100
 <b>3082</b>	Wood Mobile Roll File - 20 Compartment 15 $\frac{1}{2}$ "W x 13 $\frac{1}{4}$ "D x 23 $\frac{1}{4}$ "H <b>Finish: Putty</b>	3082	282.00	282.00	1	20	21	0.7	100
 <b>3083</b>	Wood Mobile Roll File - 50 Compartment 30 $\frac{1}{2}$ "W x 15 $\frac{1}{4}$ "D x 29 $\frac{1}{4}$ "H <b>Finish: Putty</b>	3083	500.00	500.00	1	52	52	1.83	100
 <b>3045</b>	Wood Mobile Roll File - 8 Compartment 30 $\frac{1}{2}$ "W x 15 $\frac{1}{4}$ "D x 29 $\frac{1}{4}$ "H <b>Finish: Putty</b>	3045	451.00	451.00	1	46	46	1.84	100
 <b>4960</b>	Steel Roll File, 38" D - 16 Compartment 15 $\frac{1}{2}$ "W x 38"D x 15 $\frac{1}{4}$ "H <b>Finish: Tropic Sand</b>	4960	677.00	677.00	1	43	74	6.94	100
 <b>4962</b>	Steel Roll File, 44" D - 36 Compartment 15 $\frac{1}{2}$ "W x 38"D x 15 $\frac{1}{4}$ "H <b>Finish: Tropic Sand</b>	4962	700.00	700.00	1	45	70	6.84	100

# Media Storage

 <b>Media Storage</b> <b>4935LG</b>	AV Storage Cabinet 37"W x 17 $\frac{1}{2}$ "D x 27 $\frac{1}{2}$ "H <b>Finish: Light Gray-LG</b>	4935LG	1,403.00	1,403.00	1	113	LTL	14.67	100
 <b>4931LG</b>	AV Cabinet Base 37"W x 17 $\frac{1}{2}$ "D x 5 $\frac{1}{4}$ "H <b>Finish: Light Gray-LG</b>	4931LG	165.00	165.00	1	14	14	0.61	85

Model No.	Page	Model No.	Page	Model No.	Page	Model No.	Page
0412P06.....	306	1210BL.....	238, 239	1901MH.....	237	1989.....	248
0412P06.....	311	1211BL.....	238, 239	1903GR.....	246	1989FR.....	248
0412P06.....	371	1212BL.....	238, 239	1904GR.....	246	1989SK.....	248
0512P06.....	306	1212P06.....	306, 311, 371	1906GR.....	246	1994.....	248
0512P06.....	311	1214P06.....	371	1907BL.....	243	1994FR.....	248
0512P06.....	371	1214SDP06.....	371	1908BL.....	243	1994SK.....	248
0515P06.....	311	1215P06.....	311, 371	1909BL.....	203	1995.....	249
0515P06.....	371	1218.....	377	1921CY.....	242	1995FR.....	249
0612P06.....	306	1219.....	380	1923CY.....	242	1995SK.....	249
0612P06.....	311	12ADJARM.....	174, 175, 184	1925CY.....	242	1999.....	249
0612P06.....	371	1412P06.....	306, 311, 371	1926CY.....	242	1999FR.....	249
0712P06.....	306	1415P06.....	311, 371	1927CY.....	242	1999SK.....	249
0712P06.....	311	1505TL.....	33	1929CY.....	242	2002.....	247
0712P06.....	371	1515P06.....	311, 371	1930.....	237	2002FR.....	247
0812P06.....	306	1600BL.....	337	1931.....	237	2003.....	247
0812P06.....	311	1601BL.....	337	1933.....	237	2003FR.....	247
0812P06.....	371	1602BL.....	337	1934.....	237	2004.....	247
0912P06.....	306	1603BL.....	337	1935GR.....	237	2004FR.....	247
0912P06.....	311	1604BL.....	337	1936TG.....	243	2005SL.....	249
0912P06.....	371	1605BL.....	337	1937.....	247	2006.....	249
0915P06.....	311	1612P06.....	306, 311, 371	1938TG.....	243	2006FR.....	249
0915P06.....	371	1615P06.....	311, 371	19400.....	31, 50, 79	2006SK.....	249
1000BL.....	276	1700AN.....	324	1940BL.....	243	2007GR.....	249
1001BL.....	276	1701AN.....	324	1941TG.....	243	2008GR.....	249
1001VG.....	245	1702AN.....	324	1943BHWH.....	242	2009.....	249
1001VL.....	245	1703AN.....	324	1945.....	247	2009FR.....	249
1002BB.....	245	1704AN.....	324	1946.....	247	2009SK.....	249
1003BB.....	245	1705AN.....	324	19503ATW.....	233, 382, 392	2014WBS.....	249
1003SL.....	276	1706AN.....	324	19503TA.....	31, 78, 273, 379, 407	2015WBS.....	249
1004WH.....	276	1801AG2110.....	174	1950BL.....	242	2016WBS.....	249
1005BB.....	245	1850GR.....	259	1950WH.....	242	2017WBS.....	249
1005WH.....	276	1851GR.....	259	1951BL.....	242	2026.....	248
1006BB.....	245	1852CY.....	253	1951WH.....	242	2026FR.....	248
1006SL.....	276	1852GR.....	259	1953MH.....	237	2026SK.....	248
1007BB.....	245	1854GR.....	259	1954MH.....	237, 261	2027.....	248
1008BB.....	245	1855BL.....	260	1956BH.....	243	2027FR.....	248
1010PCANTFLK.....	252	1856BL.....	260	1957BH.....	243	2027SK.....	248
1012P06.....	306	1857BL.....	259	1958DG.....	242	2028.....	248
1012P06.....	311	1858BL.....	259	1958FR/SK.....	242	2028FR.....	248
1012P06.....	371	1859BL.....	259	1959WH.....	243	2028SK.....	248
1015P06.....	311	1860GR.....	260	195TKLS.....	233, 273, 392, 407	2029.....	248
1015P06.....	371	1861GR.....	260	1964WH.....	243	2029FR.....	248
1050LTBLK.....	252	1862BL.....	259	1965.....	247	2029SK.....	248
10GA.....	208, 212, 222, 223, 229, 233	1870GR.....	260	1965CH.....	247	2030.....	197
1112P06.....	306	1871GR.....	260	1965FR.....	247	2031.....	197
1112P06.....	311	1872BL.....	260	1965SK.....	247	2032.....	248
1112P06.....	371	1873BL.....	260	1974BL.....	243	2032FR.....	248
1112P06.....	378	1874BL.....	260	1981SL.....	244	2032SK.....	248
1114P06.....	371	1876BL.....	261	1982WH.....	244	2033.....	248
1114SDP06.....	371	1881CY.....	259	1984.....	247	2033FR.....	248
1115P06.....	311, 371	1890SP.....	203	1984FR.....	247	2033SK.....	248
1201BE.....	238	1891CY.....	203	1984SK.....	247	2034.....	248
1202BE.....	238	1891SP.....	203	1986.....	248	2034FR.....	248
1203GR.....	238	1892CY.....	203	1986FR.....	248	2034SK.....	248
1204GR.....	238	1892SP.....	203	1986SK.....	248	2035.....	194
1205BE.....	238	1893CY.....	203	1987.....	248	2035.....	194
1205BE.....	239	1893SP.....	203	1987FR.....	248	2036.....	194
1206BE.....	239	1894CY.....	203	1987SK.....	248	2037.....	194
1207BE.....	239	1894SP.....	203	1988.....	248	2038.....	194
1208GR.....	239	1895CY.....	203	1988FR.....	248	2039.....	194
1209GR.....	239	1895SP.....	203	1988SK.....	248	2040.....	194

Office Suites  
Seating  
Tables  
Desks  
Meeting Essentials  
Personal Organization  
Ergonomics  
High Density Storage  
Storage & Filing  
Facilities  
Technology Furniture  
Art & Engineering

# Product Index

Office Suites  
 Seating  
 Tables  
 Desks  
 Meeting Essentials  
 Personal Organization  
 Ergonomics  
 High Density Storage  
 Storage & Filing  
 Facilities  
 Technology Furniture  
 Art & Engineering

Model No.	Page	Model No.	Page	Model No.	Page	Model No.	Page
2041.....	194	2163BL.....	266	250100.....	392	2987BL.....	350
2042.....	194	2164BL.....	263	250101.....	392	2988BL.....	350
2043.....	194	2169BL.....	266	2504K.....	373	2989BL.....	350
2044.....	248	2170BL.....	266	2508.....	200	2990CZ.....	350
2044FR.....	248	2172BL.....	263	2509.....	200	2990PA.....	350
2044SK.....	248	2173BL.....	263	2510.....	200	2990PC.....	350
2045.....	248	2175.....	274	2511.....	200	2990RE.....	350
2045FR.....	248	2176.....	274	2512.....	200	2990WA.....	350
2045SK.....	248	2180BL.....	275	2513.....	200	2J1.....	416
2046.....	249	2191WH.....	274	2514.....	200	2J100.....	416
2059BL.....	197	2192WH.....	274	2515.....	200	2J117.....	416
2060BL.....	197	2193WH.....	274	2516.....	201	2J15.....	416
2065.....	197	2196.....	273	2517.....	201	2J15D.....	416
2066.....	197	2200CB.....	178	2518.....	201	3000.....	163
2067.....	197	2200FCBB.....	178	2519.....	201	3001.....	163
2068.....	197	2204CH.....	263	2520.....	201	3005BV.....	163
2069BL.....	201	2213.....	273	2521.....	201	3006BV.....	163
2069BL.....	203	2222.....	196	2522.....	201	3008TS.....	420
2074.....	197	2223.....	196	2522MAY.....	177	3009TS.....	420
2075.....	197	2250.....	204	2522.....	201	3011.....	417
2076.....	197	2251SL.....	204	2523.....	201	3012.....	417
2077.....	197	2252.....	204	2523.....	201	3013.....	417
2078BL.....	197	2253.....	204	2528.....	201	3019.....	204
2084BL.....	195	2260BL.....	164	2528MAY.....	177	3020.....	204
2085BL.....	195	2270BL.....	165	2529.....	201	3030.....	420
2086.....	195	2271BL.....	165	2530.....	201	3043.....	422
2090.....	195	2272BL.....	165	2531.....	201	3045.....	422
2091.....	195	2276BL.....	165	2532.....	201	3053.....	420
2092.....	195	242229.....	39	2533.....	201	3079.....	421
2093.....	195	2424AG2110.....	174	2534.....	201	3081.....	421
2094.....	195	243029.....	39	2535.....	201	3082.....	422
2095.....	195	243629.....	39	2544.....	202	3083.....	422
2096.....	195	244829.....	39	2545.....	202	3084.....	421
2097.....	195	246029.....	39	2546.....	202	3088.....	421
2105.....	277	2470.....	198	2547.....	202	3089.....	421
2106.....	277	2471.....	198	2547MAY.....	177	3090.....	421
2110BL.....	278	247229.....	39	2550.....	200	3091.....	421
2110MU.....	261	2472Designer.....	198	2551.....	200	3094.....	421
2119BL.....	277	2472.....	198	2552.....	200	3098.....	421
2120BL.....	277	2473.....	198	2553.....	200	3111BL.....	263
2122BL.....	277	2474.....	198	2554.....	202	31124.....	403
2125BL.....	278	2475.....	198	2555.....	202	3112BL.....	263
2127BL.....	278	2476.....	199	2556.....	202	31148.....	403
2128BL.....	278	2477.....	199	2557.....	202	3115BL.....	268
2129BL.....	277	2478.....	199	2584.....	202	3116BL.....	268
2130SL.....	274	2479.....	199	2585.....	202	31172.....	403
2132SL.....	274	24801S.....	409	2586.....	202	3127BL.....	268
2133BL.....	273	2480.....	199	2587.....	202	3128BL.....	268
2134BL.....	277	2480DSE.....	409	2590DEBL.....	200	3129BL.....	268
2135BL.....	273	2480DSP.....	409	2593DEBL.....	200	3155BL.....	267
2137.....	273	2480.....	199	2651.....	201	3160.....	267
2140CA.....	253	2481.....	199	2653.....	201	3166BL.....	267
2143BL.....	273	2482.....	199	2654.....	201	3167BL.....	267
2145BL.....	273	2483.....	199	2655.....	201	3168BL.....	267
2156.....	275	2484.....	199	2656.....	201	3170BL.....	270
2158BL.....	275	2485.....	199	2660BL.....	201	3171BL.....	270
2159BL.....	264, 274	2486.....	199	2944BL.....	349	3172BL.....	270
2160BL.....	264	2487.....	199	2981.....	350	3175BL.....	267
2160MU.....	261	2490SL.....	205	2982.....	350	3185BL.....	270
2161BL.....	264, 274	2491AC.....	205	2983.....	350	3200.....	169
2162BL.....	266	2492AC.....	205	2984.....	350	3202460.....	378, 379, 404

Model No.	Page	Model No.	Page	Model No.	Page	Model No.	Page
3202472.....	379, 404	3306020.....	404	3405430LE.....	405	350212.....	378, 379, 404
3202484.....	379, 404	3312416.....	404	3405436.....	405	350213L.....	378, 379, 404
3203060.....	378, 379, 404	3312420.....	404	3405436L.....	405	350213R.....	378, 379, 404
3203072.....	379, 404	3313016.....	404	3405436LE.....	405	350214.....	379, 404
3203084.....	379, 404	3313020.....	404	3406030.....	379, 405	350215.....	379, 404
3203660.....	379, 404	3313616.....	404	3406030L.....	405	350216.....	404
3203672.....	379, 404	3313620.....	404	3406030LE.....	405	350217.....	406, 406
3203684.....	379, 404	3322421.....	404	3406036.....	405	350218.....	404
3220.....	267	3323021.....	404	3406036L.....	405	350220.....	379, 407
3221.....	267	3323621.....	404	3406036LE.....	405	350221.....	394
3222.....	267	3324821.....	404	3406BL.....	180	3502BL.....	172
3223.....	267	3326021.....	404	3407130.....	405	350318.....	404
3230BL.....	264	3332416.....	405	3407130L.....	405	350320L.....	404
3231BL.....	264	3332420.....	405	3407130LE.....	405	350320R.....	404
3233BL.....	264	3333016.....	405	3407230.....	379, 405	350321L.....	407
3234BL.....	264	3333020.....	405	3407230L.....	405	350321R.....	407
3240BL.....	265	3333616.....	405	3407230LE.....	405	350325L.....	404
3241BL.....	265	3333620.....	405	3407236.....	405	350325R.....	404
3242BL.....	265	3352414.....	406	3407236L.....	405	350327L.....	407
3243BL.....	265	3352414L.....	406	3407236LE.....	405	350327R.....	407
3244BL.....	265	3353014.....	406	3409030.....	379, 405	3503BL.....	172
3250BL.....	264	3353014L.....	406	3409030L.....	405	350440.....	408
3251BL.....	264	3353614.....	406	3409030LE.....	405	350445.....	408
3252BL.....	264	3353614L.....	406	3409036.....	405	350450.....	408
3253BL.....	265	3385BL.....	161	3409036L.....	405	350460.....	408
3254BL.....	265	3386BL.....	181	3409036LE.....	405	350465.....	408
3255BL.....	265	3390BL.....	179	3430BL.....	182	350470.....	408
3256BL.....	265	3391BL.....	173	3431BL.....	182	350480.....	408
3257BL.....	265	3394BL.....	180	3432BL.....	182	350485.....	408
3258BL.....	265	3395BL.....	180	3433BL.....	182	350490.....	408
3259BL.....	265	3396BL.....	180	3434830.....	406	3504BL.....	172
3260BL.....	266	3397BL.....	170	3434830L.....	406	3505BL.....	172
3261BL.....	266	3399BL.....	173	3434830LE.....	406	3563BL.....	161
3262BL.....	266	3399BL.....	180	3434836.....	406	3590BL.....	173
3263BL.....	266	3401BL.....	180	3434836L.....	406	3591BL.....	173
3264BL.....	266	3402430.....	378, 379, 405	3434836LE.....	406	3592BL.....	173
3265BL.....	266	3402430L.....	405	3434BL.....	182	3602BL.....	263
3266BL.....	266	3402430LE.....	405	3436BL.....	182	3603BL.....	263
3271BL.....	266	3402436.....	405	3437BL.....	183	3604BL.....	264
3272BL.....	266	3402436L.....	405	3438BL.....	183	3611BL.....	249
3274BL.....	252	3402436LE.....	405	3442BL.....	180	3612BL.....	249
3275BL.....	252	3403030.....	37, 379, 405, 406	3456BL.....	168	3626MH.....	262
3276BL.....	252	3403030L.....	405, 406	3457BL.....	168	3665DA1.....	308
3281BL.....	262	3403030LE.....	405, 406	3470BL.....	168	3665DB1.....	308
3285BL.....	262	3403036.....	405	3480BL.....	159	3665DC1.....	308
3286BL.....	262	3403036L.....	405	3481BL.....	159	3665DD1.....	308
3290BL.....	252	3403036LE.....	405	3489NC.....	172	3665DE1.....	308
3291BL.....	252	3403630.....	379, 405	3490BL.....	172	3665DX1.....	310
3292BL.....	252	3403630L.....	405	3491BL.....	172	3665NA1.....	308
3293BL.....	252	3403630LE.....	405	3492BL.....	172	3665NB1.....	308
3302416.....	378, 379, 404	3403636.....	405, 406	3495BL.....	180	3665NC1.....	308
3302420.....	404	3403636L.....	405, 406	3496BL.....	172	3665ND1.....	308
3303016.....	378, 379, 404	3403636LE.....	405, 406	3500BL.....	173	3665NE1.....	308
3303020.....	404	3404830.....	379, 405	350117.....	407	3665NX1.....	310
3303616.....	379, 404	3404830L.....	405	350142.....	407	36801S.....	409
3303620.....	404	3404830LE.....	405	350150.....	407	3680DA1.....	308
3304816.....	379, 404	3404836.....	405	350151.....	407	3680DB1.....	308
3304820.....	404	3404836L.....	405	350152.....	407	3680DC1.....	308
3305416.....	379, 404	3404836LE.....	405	350173.....	407	3680DD1.....	308
3305420.....	404	3405430.....	405	350181.....	407	3680DE1.....	308
3306016.....	379, 404	3405430L.....	405	3501BL.....	173	3680DSE.....	409

Office Suites  
Seating  
Tables  
Desks  
Meeting Essentials  
Personal Organization  
Ergonomics  
High Density Storage  
Storage & Filing  
Facilities  
Technology Furniture  
Art & Engineering



# Product Index

Office Suites  
 Seating  
 Tables  
 Desks  
 Meeting Essentials  
 Personal Organization  
 Ergonomics  
 High Density Storage  
 Storage & Filing  
 Facilities  
 Technology Furniture  
 Art & Engineering

Model No.	Page	Model No.	Page	Model No.	Page	Model No.	Page
3680DSP	409	4084R	355	4214BL	254	4280WS1	309
3680DX1	310	4086R	355	4215BL	254	4281Series	159
3680NA1	308	4092	355	4216MO	256	4285Series	155
3680NB1	308	4100CH	269	4217MO	256	4286BL	155
3680NC1	308	4113BL	329	4223BL	257	4287BL	161
3680ND1	308	4117BL	258	4224BL	257	4289	158
3680NE1	308	4118BL	258	4225BL	257	4289BLSL	158
3680NX1	310	4128CH	330	4226BL	257	4290 Series	154
3680WS1	309	4129CH	330	4227BL	257	4291	154
3680WS1LAM	309	4132GR	330	4228BL	257	4292	154
3692MH	262	4133SL	324	4229BL	258	4296 Series	155
3704K	373, 380	4134SL	324	4230MO	268	4296	155
38363	303	4135SL	324	4231	268	4298	161
38363K	303	4139CH	330	4232BL	268	4299	161
3836A3	303	4148CH	269	4233GR	268	4310	332
3836A3K	303	4150CH	269	4234CL	268	4321	332
38423	303	4151CH	269	4235CL	268	4322	332
38423K	303	4158CH	269	4236CY	269	4323	332
3842A3	303	4160	256	4237CY	269	4324	332
3842A3K	303	4161	256	4238BL	269	4325	332
38483	303	4162	256	4241BL	254	4326	332
38483K	303	4163BL	254	4245CR	257	4330	329
3848A3	303	4164	255	4246CR	257	4331	329
3848A3K	303	4165	255	4247BL	257	4335	329
3948	413	4166	258	4248BL	257	4359	161
3951	413	4167	258	4249NC	257	4360	162
3952	413	4168BL	254	4250WL	257	4361	205
3953	413	4169GR	258	4255BL	255	4362	205
3957	413	4173BL	258	4256BL	254	4368	162
3960	413	4174GR	258	4257BL	255	4369	162
3961	413	4175BL	271	4258BL	269	4390 Series	158
3962GR	413	4176BL	271	4259BL	269	4601	255
3965MO	413	4180BL	271	4265DA1	308	4603	255
3J1	416	4182 Series	148	4265DB1	308	4604	255
3J100	416	4182BL	148	4265DC1	308	4611	254
3J117	416	4182GS	148	4265DD1	308	4660BL	332
3J15	416	4182WH	148	4265DE1	308	4661BL	332
3J15D	416	4183 Series	146	4265DX1	310	4662BL	332
4005AG2110	175	4183BL	146	4265NA1	308	4663BL	255
4005AG2110	184	4183GS	146	4265NB1	308	4750	163
4017	153	4183WH	146	4265NC1	308	4751BV	163
4019AG2110	175	4184BL	161	4265ND1	308	4753	163
4021	152	4185BL	162	4265NE1	308	4755	163
4022 Series	149	4187 Series	147	4265NX1	310	4756BV	163
4039 Series	150	4188	162	4271	162	4757	163
4049NC	355	4190SL	154, 158	4271 Mesh Back	162	4760	163
4050	355	4191NC	254	4273	162	4897	420
4053NC	356	4192NC	254	4273 Mesh Back	162	4899	420
4054BL	355	4193CY	254	4275	162	4904K	373
4055NC	355	4194BL	156	4280DA1	308	4904K	380
4061	355	4195BL	156	4280DB1	308	49263	220, 274
4062	355	4198BL	156	4280DC1	308	49264	220, 274
4063	356	4199BL	178	4280DD1	308	49265	220, 274
4069	355	4200	256	4280DE1	308	4931LG	422
4070	355	4201	256	4280DX1	310	4935LG	422
4071	355	4202	256	4280NA1	308	4960	422
4072	356	4203SL	256	4280NB1	308	4962	422
4077	356	4204SL	256	4280NC1	308	4969LG	420
4078	356	4205SL	256	4280ND1	308	4970LG	420
4082BL	148	4212BL	255	4280NE1	308	4971LG	420
4083BL	146	4213BL	255	4280NX1	310	4972LG	420

Model No.	Page	Model No.	Page	Model No.	Page	Model No.	Page
4973LG	420	505WL	221	5213BL	341	5310L	221
4974LG	420	5060	415	5214BL	341	5310SL	221
4975	417	5061 Series	189	5215BL	341	5310WL	221
4975 Series	419	5061	189	5221BL	338	5320L	221
4977BL	417	5062 Series	189	52224	218	5320SL	221
4977 Series	419	5062	189	5222448H	218	5320WL	221
4979 Series	419	5063NA	206	5222454H	218	53224	218
4979	417	5064NA	206	5222460H	218	5322448H	219
4980	417	5065NA	206	5222466H	218	5322454H	219
4981	417	5066 Designer	206	5222472H	218	5322460H	219
4983	417	5066 Special	206	52230	218	5322466H	219
4986 Series	418	5067 Designer	206	5223048H	218	5322472H	219
4986	417	5067 Special	206	5223054H	218	53230	218
4994 Series	418	5068 Designer	206	5223060H	218	5323048H	219
4994	417	5068 Special	206	5223066H	218	5323054H	219
4995 Series	418	5065TB	221	5223072H	218	5323060H	219
4995	417	506TB	221	5223BL	340	5323066H	219
4996 Series	418	5070BL	170	5224BL	340	5323072H	219
4996	417	5071BL	170	5225	340, 415	5330L	221
4997 Series	418	5075BL	169	5235GR	356	5330SL	221
4997	417	5076BL	169	5236GR	356	5330WL	221
4998 Series	418	5075TB	221	5238BL	356	53324	218
4998	417	507TB	221	5239BL	356	53330	218
4999 Series	418	5085TB	221	5241BL	353	5333BL	337
4999	417	508TB	221	5242BL	353	53346LLH	219
4J1	416	5090BL	204	5242DLH	218	53346LRH	219
4J15D	416	5091BH	205	5242DSLH	218	53346SLH	219
4J17	416	5095BL	204	5243BL	353	53346SLRH	219
5000C	178	5095TB	221	5244BL	352	5335BL	337
5000FC	178	509TB	221	5245BL	352	53366LH	219
50016	415	5100	183	5246BL	352	53366SLH	219
50026	415	510L	221	5247BL	352	5336BL	337
50036	415	510SL	221	5248CLH	218	5337BL	338
50046	415	510WL	221	5248CSLH	218	5338BL	338
50056	415	5110	185	5248DLH	218	5339BL	338
5006	415	5113	185	5248DSLH	218	5342DLH	219
5009BL	156	5117	185	524MC	219	5342DSLH	219
5010	415	5120	185	525L	221	5348CLH	219
5016	415	5124	277	525SL	221	5348CSLH	219
5023AH	419	5125BL	183	5260	352	5348DLH	219
5024AH	419	5126	183	5261	352	5348DSLH	219
5025AH	419	5130	185	5276BL	353	5350BL	339
5026	415	5131	183, 184, 185	5277BL	338	5351BL	339
5025TB	221	5132	183, 184, 185	5278BL	338	5352BL	341
502TB	221	5138	179, 180, 183, 185	5279BL	263	5353BL	341
5030	415	5143	185	5283	353	5357SA	337
5038	415	5144	185	5285	353	5358SA	337
5039	415	515L	221	5286	353	5360BL	339
5035TB	221	515SL	221	5287	353	5361	339
503TB	221	515WL	221	5288	353	5362	339
5040	415	5201	338	5289	353	5363	339
5041	415	5202WH	261, 338	5290	353	5364	339
5045TB	221	5206	261	5291	353	5365	339
504TB	221	5207BL	261	5292	353	5370BL	340
5050	165	5208	261	5293	353	5371BL	340
5056	415	5209WH	261, 338	5294	353	5373BL	340
5059	415	520L	221	5295	353	5374BL	340
505L	221	520SL	221	5296	353	5377	341
5055L	221	520WL	221	5300L	221	537MP	221
5055TB	221	5211BL	341	5300SL	221	5380BL	340
505TB	221	5212BL	341	5300WL	221	5390	338

Office Suites  
Seating  
Tables  
Desks  
Meeting Essentials  
Personal Organization  
Ergonomics  
High Density Storage  
Storage & Filing  
Facilities  
Technology Furniture  
Art & Engineering

# Product Index

Office Suites  
Seating  
Tables  
Desks  
Meeting Essentials  
Personal Organization  
Ergonomics  
High Density Storage  
Storage & Filing  
Facilities  
Technology Furniture  
Art & Engineering

Model No.	Page	Model No.	Page	Model No.	Page	Model No.	Page
543MP	221	6005AGB	184	6403BL	255	6912	183
5460L	221	6043	219	6410BL	255	6950BL	184
5470L	221	6045	219	6430BL	270	6952	184
549MP	221	6047	219	6431BL	270	700	385
5522	351	605	220	6432BL	270	70024	385
5523	351	605L	220	6433BL	270	70024B	385
5524	351	605W	220	6446AG2110	174	70024BN	385
5525	351	605WL	220	6446AGBLT	174	70024E	385
5526	351	610	220	6450BL	272	70024H	385
5527	351	610L	220	6451BL	272	70024S	385
5528	351	610W	220	6452BL	272	700B	385
5529	351	610WL	220	6453BL	272	700B02	384
5530	352	6110BL	354	6454BL	272	700B03	385
5531	352	6112BL	354	6455BL	272	700BHA	391
5532	352	615	220	6460BL	331	700BN	385
5560L	221	615L	220	6461BL	331	700BN01	384
5570L	221	615S	220	650	220	700BN02	384
5577BL	331	615SL	220	650L	220	700BN03	385
5578BL	331	615W	220	650S	220	700E	385
5579BL	331	615WL	220	650SL	220	700E01	384
5580BL	330	6175BL	268	650SW	220	700E02	385
5591BL	330	62363	302	650SWL	220	700H	383
5592BL	330	62363K	302	650W	220	700H	385
5600CL	325	6236A3	302	650WL	220	700H01	384
5601CL	326	6236A3K	302	6551	419	700H02	385
5602CL	325	6236B3	302	6552	419	700HHA	391
5603CL	325	6236B3K	302	6553	419	700L01	384
5604CL	326	6240BL	354	6604	182	700L02	385
5605CL	325	62423K	302	6605	182	700S	385
5606CL	325	62423MAY	302	6606	182	700S01	384
5607CL	325	6242A3	302	6660	181	700S02	385
5608CL	326	6242A3K	302	6661	181	700S03	385
5609CL	326	6242B3	302	6664	181	701	385
5610CL	326	6242B3K	302	6665	181	7013	179
5611CL	326	6244BL	352	6666	181	7014	179
5612CL	326	6245BL	352	6667	181	701B	385
5618CL	327	6246BL	352	6668	181	701B02	384
561MP	221	6247BL	352	6669	181	701B03	385
5621CL	327	62483	302	6680	183	701BCR	386
562MP	221	62483K	302	6683	183	701BN	385
5635CL	328	6248A3	302	6683	184	701BN01	385
5637CL	328	6248A3K	302	6689BL	179	701BN02	384
5638CL	328	6248B3	302	670W	220	701BN03	385
5640BL	331	6248B3K	302	670WL	220	701BNCR	386
5641BL	331	6250	354	6803	152	701E	385
5642BL	331	6251	354	6804	149	701E01	384
5651BL	271	6252	354	6805	149	701E03	385
5652BL	271	6253	354	6806	153	701ECR	386
5653BL	271	6254	354	6807	152	701H	385
5654BL	270	6255	354	6808 Series	151	701H02	384
5661NC	327	6256	354	6808BLP	151, 159	701H03	385
5665CL	328	6265	354	6808BLU	151, 159	701HCR	386
5666CL	328	6266	354	680W	220	701L01	384
5667CL	328	6267	354	680WL	220	701L03	385
5668CL	328	6268	354	6815BL	153	701LCR	386
5671CL	328	6269	354	6815 Series	153	701S	385
5673CL	328	6270	354	6820BL	152	701S01	384
5697CL	327	6300	168	6900	183	702	385
5698CL	327	6301BL	168	6902	183	7024B01	384
5702	329	6401BL	255	690W	220	7024E01	384
5703	329	6402BL	255	690WL	220	7024H01	384

Model No.	Page	Model No.	Page	Model No.	Page	Model No.	Page
7024L01	384	70724	388	717TE	389	72436	394
7024S01	384	708	388	717TH	389	725	394
702B	385	7083BL	179	718	389	7251A	414
702BN	385	7084BL	179	71812	389	7252A	414
702E	385	709	388	71812E	389	7253A	414
702H	385	710	382, 388, 402	71812H	389	726	394
702S	385	711	388	718E	389	7261A	414
703	386	71101MAY	388	718H	382, 389, 402	7261ASE	414
703B	386	7111	333	718T	389	7262A	414
703BN	386	712	388	718TE	389	7262ASE	414
703E	386	71202	388	718TH	389	7263A	414
703H	386	7121	333	719	389	727	385
703S	386	7124B01	384	71912	389	72724	385
704	387	7124E01	384	71912E	389	72724B	385
7045	171	7124H01	384	71912H	389	72724BN	385
7045 Series	171	7124L01	384	7195BL	168	72724E	385
7046BL	171	7124S01	384	719E	389	72724H	385
7046 Series	171	713	382, 388	719H	389	72724S	385
7047BL	171	71301	278	719T	389	727B	385
7047 Series	171	71303MAY	388	719TE	389	727BHA	391
704B	387	7131	333	719TH	389	727BN	385
704BCR	386	714	388	720	390	727E	385
704BN	387	71401	388	72012	390	727H	382, 385
704BNCR	386	71402	388	72012E	390	727HHA	391
704E	387	71403	388	72012H	383, 390	727S	385
704ECR	386	71491	278	72024	390	728	386
704H	387	715	388	7202412	390	72824	386
704HCR	386	71501	388	7202412E	390	72824B	386
704LCR	386	71502	388	7202412H	390	72824BN	386
705	388	71503	383	72024E	390	72824E	386
70502	388	71503	388	72024H	390	72824H	386
70503	388	7150BL	278	72030	390	72824S	386
70505	388	7151BL	278	7203012	390	728B	386
70524	388	7152BL	278	7203012E	390	728BHA	391
705B01	384	7153BL	278	7203012H	390	728BN	386
705B02	384	7154BL	278	72030E	390	728E	386
705BCR	386	716	382, 383, 388	72030H	390	728H	382, 386
705BN01	384	71601	388	72036	390	728HHA	391
705BN02	384	71603	388	7203612	390	728S	386
705BN03	384	71604	388	7203612E	390	729	387
705BNCR	386	717	389	7203612H	390	72924	387
705E01	384	7170	336	72036E	390	72924B	387
705E02	384	71712	389	72036H	390	72924BN	387
705ECR	386	71712E	389	720E	390	72924E	387
705H01	384	71712H	389	720H	382, 383, 390	72924E07	387
705H02	384	7171	336	721	390	72924H	387
705HCR	386	7172	336	721872	236	72924H05	387
705L01	384	71736	389	72196	390	72924H07	387
705L02	384	7173612	389	721C	390	72924L05	387
705LCR	386	7173612E	389	722	382, 390	72924L07	387
705S01	384	7173612H	389	7224B01	385	729B	387
705S02	384	71736E	389	7224E01	385	729BN	387
706	388	71736H	389	7224H01	385	729E	387
70602	388	71736T	389	7224L01	385	729E05	387
70603	388	71736TE	389	7224S01	385	729E07	387
70605	388	71736TH	389	722C	390	729E08	387
70624	388	7173	336	723	382, 390	729E09	387
707	383, 388	7174	336	723C	390	729H	382, 383, 387
70702	388	717E	389	724	394	729H05	383, 387
70703	388	717H	382, 383, 389	72412	390	729H07	387
70705	388	717T	389	72423	390	729H08	387

Office Suites  
Seating  
Tables  
Desks  
Meeting Essentials  
Personal Organization  
Ergonomics  
High Density Storage  
Storage & Filing  
Facilities  
Technology Furniture  
Art & Engineering

# Product Index

Office Suites  
 Seating  
 Tables  
 Desks  
 Meeting Essentials  
 Personal Organization  
 Ergonomics  
 High Density Storage  
 Storage & Filing  
 Facilities  
 Technology Furniture  
 Art & Engineering

Model No.	Page	Model No.	Page	Model No.	Page	Model No.	Page
729H09	387	744C	396	76507	392	7751	357
729L05	387	744F	397	76508	392	7752	357
729L07	387	744FC	397	76509	392	7753	357
729L08	387	745	396	76510	392	7754	356
729L09	387	7451F	397	76511	392	7756	357
730	392	7452C	396	767	382, 392	776	394
73012	390	7452FC	397	768	382, 392	7760	412
73023	390	74536	396	769	392	77636	394
7306	414	7456C	396	770048	236	7765BL	357
7308	414	7456FC	397	770060	236	7766BL	357
731	392	745C	396	770072	236	777	382, 394
732	392	745F	397	772448	236	7770BL	357
733	383, 388	745FC	397	7724WC	236	7772	411
73303	388	746	383, 396	773060	236	7772A	411
7355A	414	7461F	397	773072	236	7773	411
7355B	414	7462C	396	773096	236	7773A	411
736	387	7462FC	397	7730WC	236	7774	411
73612	390	74648	396	7732	410	7774A	411
73623	390	7466C	396	7732A	410	7774B	411
73624	387	7466FC	397	7734	410	7774L	411
73624B	387	746C	396	7734A	410	7774LA	411
73624BN	387	746F	383, 397	7734B	410	7774LB	411
73624E	387	746FC	383, 397	7736	410	778	382, 394
73624H	387	747	396	7736A	410	779	382, 394
736B	387	747F	397	7736B	410	77CRND	236
736B01	387	748	396	7737	410	780	394
736BN	387	748F	397	7737A	410	781	394
736BN01	387	749	396	7737B	410	782	394
736E	387	749F	397	7738	410	783	395
736E01	387	752	382, 395	7738A	410	784	395
736H	387	7522C	395	7738B	410	785	395
736H01	387	7526C	395	7739	410	786	395
736L01	387	752C	395	7739A	410	787	392, 406
737	392	753	395	7739B	410	788	392, 406
738	383, 390	7532C	395	7744BP	391	789	392, 406
738C	390	7536C	395	7744EP	391	7890X	416
739	382, 390	753C	395	7744HP	391	7890Y	416
739C	390	754	395	7744P	391	790	387
740	390	7542C	395	7745BP	391	791	394
74096	383, 390	7546C	395	7745EP	391	79136	394
740C	383, 390	754C	395	7745HP	391	792	382, 394
741	390	755	382, 395	7745P	391	793	382, 394
74112	390	756	395	7746BP	391	79624	386
74112E	390	757	395	7746EP	391	79624B	386
74112H	390	75724	395	7746HP	391	79624BN	386
741E	390	75730	395	7746P	391	79624E	386
741H	390	75736	395	7747BP	391	79624H	386
742	394	758	382, 393	7747EP	391	79624S	386
74324B	387	759	382, 393	7747HP	391	79630	386
74324BN	387	75901	393	7747P	391	79630B	386
7436B	387	760	388	7748BP	391	79630BN	386
7436BN	387	761	388	7748EP	391	79630E	386
743B	387	762	388	7748HP	391	79630H	383, 386
743BN	387	763	382, 383, 393	7748P	391	79630S	386
744	382, 383, 396	764	382, 393	7749	357	79636	386
7441F	397	76402	393	7749BP	391	79636B	386
74424	396	765	383, 392	7749EP	391	79636BN	386
7442C	396	76501	392	7749HP	391	79636E	386
7442FC	397	76502	392	7749P	391	79636H	386
7446C	396	76503	392	775	394	79636S	386
7446FC	397	76504	392	7750	357	797	389

Model No.	Page	Model No.	Page	Model No.	Page	Model No.	Page
79712	389	8953	253	9471NC	346	9745	347
79712E	389	8954GR	253	9472NC	346	9790BL	347
79712H	383, 89	8962	253	9473NC	346	9794BL	349
797E	389	8963BL	253	9474	346	9798BL	349
797H	389	8964BL	253	9475	346	9799BL	347
797H02	393	8965BL	253	9476	346	9871	342
797T	389	8966BL	253	9477	346	9875	342
797TE	389	8967BL	253	947ANT	246	9880	342
797TH	389	90108	277	9485BL	346	9893	342
798	389	90145	310, 373, 380	9486BL	346	9895	342
79812	389	90155	373	948ANT	246	9900	344
79812E	389	90208	277	9494	334	9900SS	344
79812H	389	90225	379	950ANT	246	9901	344
798E	389	911085	304	9550BL	350	9901SS	344
798H	382, 389	911196R	303	9551BL	350	9902	344
798T	389	911785	310, 373, 380	9552BL	350	9902SS	344
798TE	389	912089R	299, 302, 307	9553BL	350	9903SS	344
798TH	389	9200BL	333	9560BL	350	9905WH	344
799	394	9211	333	9560CZ	350	9920	342
83363	302	9221	333	9560PA	350	9920SLBL	342
83363K	302	922VEL	310	9560PC	350	9921	342
8336A3	302	922VEL	373	9560RE	350	9921SLBL	342
8336A3K	302	922VEL	380	9560WA	350	9922	345
8336B3	302	92311	277	9604	348	9923	345
8336B3K	302	9231	333	9610	348	9927BB	349
83423	302	9241	333	9612BL	348	9928BB	349
83423K	302	9254GR	333	9616	348	9929BL	349
8342A3	302	9264GR	333	9618	348	9931SS	349
8342A3K	302	9274GR	333	9632BU	349	9932BL	347
8342B3	302	9311	334	9634SS	349	9933BL	347
8342B3K	302	9321	334	9636	345	9934BL	347
83483	302	9331	334	9639	345	9935BL	347
83483K	302	9401MO	334	9651	351	9936BL	347
8348A3	302	9402MO	334	9652	351	9940BL	347
8348A3K	302	9403MO	334	9662SS	343	9941SS	349
8348B3	302	9413AG2110	175	9663SS	343	9942SS	349
8348B3K	302	9413AGL	175	9668	342	9951BL	345
8432SOGRYBLK	246	9414AG2110	175	9669	324, 342, 343, 348	9960BL	343
8510BL	249	9419	262	9675NC	343	9961BL	343
8511BL	249	9420	262	9676NC	343	9968BL	343
8693B	412	9422	334	9677NC	343	9969CH	343
8694B	412	9423	334	9681WH	344	9P600BLK	322, 339
8696B	412	9424	334	9683WH	344	9P610BLK	322, 339
8697B	412	9430BL	263	9685SS	345	9P620BLK	322, 339
8912BL	251	9431BL	263	9686SS	345	A7737	407
8915	252	9432BL	263	9687SS	345	A8357	399, 402
8916	251	9440	335	9695	342	A8391	399
8917	251	9441	335	9696BL	347	A9128	399
8918	251	9442	335	9698BL	347	A9273	399
8919	251	9443	335	9710	345	A9283	402
8921	252	9444	335	9716BL	348	A9286	399, 402
8922BL	251	9445	335	9717BL	348	A9288	399
8926	250	9446	335	9718BL	348	A9289	399, 402
8927BL	250	9447	351	971ANT	246	A9337	402
8929BL	250	9448	351	9720BL	344	A9349	399
8932BL	250	9449	351	9721BL	344	A9350	399, 402
8933BL	250	9450	351	9729	348	A9351	399
8940	250	9452MO	262	972ANT	246	A9352	399
8941BL	250	945ANT	245	9733	348	A9353	399, 402
8943BL	250	946ANT	246	973ANT	246	AAAT01	188
8945BL	250	9470NC	346	9740	348	AAAT02	188

Office Suites  
Seating  
Tables  
Desks  
Meeting Essentials  
Personal Organization  
Ergonomics  
High Density Storage  
Storage & Filing  
Facilities  
Technology Furniture  
Art & Engineering

# Product Index

Office Suites  
 Seating  
 Tables  
 Desks  
 Meeting Essentials  
 Personal Organization  
 Ergonomics  
 High Density Storage  
 Storage & Filing  
 Facilities  
 Technology Furniture  
 Art & Engineering

Model No.	Page	Model No.	Page	Model No.	Page	Model No.	Page
AAAT03.....	188	ADR33LAM.....	377	ARC2412ROD60.....	316	ARC3015ROSLF.....	315
AAATCOM.....	188	ADR34.....	377	ARC2412ROD75.....	316	ARC3015RS.....	315
AAC101.....	188	ADR34LAM.....	377	ARC2412ROD90.....	316	ARC3015SLF.....	315
AAC102.....	188	ADR35.....	377	ARC2412ROHF.....	315	ARC30403A.....	312
AAC103.....	188	ADR35LAM.....	377	ARC2412ROSLF.....	315	ARC30403EA.....	313
AAC1COM.....	188	ADR36.....	377	ARC2412SLF.....	315	ARC30403ES.....	313
AAC201.....	188	ADR36LAM.....	377	ARC24403A.....	312	ARC30403S.....	312
AAC202.....	188	ADRW2K.....	377	ARC24403EA.....	313	ARC3040BTB.....	317
AAC203.....	188	AEC72LLDC.....	13, 20	ARC24403ES.....	313	ARC3040CP.....	317
AAC2COM.....	188	AEC72RLDC.....	13, 20	ARC24403S.....	312	ARC3040EP.....	317
AACU01.....	188	AFF20LDC.....	14, 20, 21	ARC2440BTB.....	317	ARC3040WCS.....	317
AACU02.....	188	AFF26LDC.....	14, 21	ARC2440CP.....	317	ARC30504A.....	312
AACU03.....	188	AFLF30LDC.....	14	ARC2440EP.....	317	ARC30504EA.....	313
AACUCOM.....	188	AFLF36LDC.....	14, 20, 22	ARC2440WCS.....	317	ARC30504ES.....	313
AAFL01.....	188	AFTP60.....	16	ARC24504A.....	312	ARC30504S.....	312
AAFL02.....	188	AFTP66.....	16	ARC24504EA.....	313	ARC3050BTB.....	317
AAFL03.....	188	AFTP72.....	16, 20	ARC24504ES.....	313	ARC3050CP.....	317
AAFLCOM.....	188	AGDCLDC.....	17, 21	ARC24504S.....	312	ARC3050EP.....	317
AAFS01.....	188	AHG72LDC.....	15, 19, 21	ARC2450BTB.....	317	ARC3050WCS.....	317
AAFS02.....	188	AHPMLDC.....	16, 20, 21	ARC2450CP.....	317	ARC30615A.....	312
AAFS03.....	188	AHW60LDC.....	15	ARC2450EP.....	317	ARC30615EA.....	313
AAFSOM.....	188	AHW66LDC.....	15	ARC2450WCS.....	317	ARC30615ES.....	313
AB2S36LDC.....	16	AHW72LDC.....	15, 19, 20, 21	ARC24615A.....	312	ARC30615S.....	312
AB3S36LDC.....	20	AITB3G2.....	314	ARC24615EA.....	313	ARC3061BTB.....	317
AB5S36LDC.....	16, 22	AITB3L2.....	314	ARC24615ES.....	313	ARC3061CP.....	317
ABD6642LDC.....	11	ALBLK.....	177	ARC24615S.....	312	ARC3061EP.....	317
ABD7242LDC.....	11, 19, 20	ALCLDC.....	17, 21, 22	ARC2461BTB.....	317	ARC3061WCS.....	317
ABDH6642LDC.....	12	ALCTLDC.....	18, 22	ARC2461CP.....	317	ARC30726A.....	312
ABDH7242LDC.....	12	AMDV.....	315	ARC2461EP.....	317	ARC30726EA.....	313
ABQ2LDC.....	16, 22	AMK20LDC.....	14, 20	ARC2461WCS.....	317	ARC30726ES.....	313
ABSPCK.....	82	AP3017.....	377, 378	ARC24726A.....	312	ARC30726S.....	312
ABSPLDC.....	15, 96	AP3024.....	377	ARC24726EA.....	313	ARC3072BTB.....	317
ABSPLGS.....	82	AP3617.....	377	ARC24726ES.....	313	ARC3072CP.....	317
ABSPTLDC.....	15, 96, 82	AP3624.....	377	ARC24726S.....	312	ARC3072EP.....	317
ABTDS60LCR.....	11	AP4817.....	377	ARC2472BTB.....	317	ARC3072WCS.....	317
ABTDS66LDC.....	11	AP4824.....	377	ARC2472CP.....	317	ARC30827A.....	312
ABTDS72LDC.....	11	AP6017.....	377	ARC2472EP.....	317	ARC30827EA.....	313
ACASTK.....	377	AP6024.....	377	ARC2472WCS.....	317	ARC30827ES.....	313
ACB4224LDC.....	19, 20	AP7217.....	377	ARC24827A.....	312	ARC30827S.....	312
ACB4824LDC.....	19	AP7224.....	377	ARC24827EA.....	313	ARC3082BTB.....	317
ACD.15, 100, 101, 102, 108, 135, 139		APBBF20LDC.....	14, 19	ARC24827ES.....	313	ARC3082CP.....	317
ACD.....	140, 141, 94, 97, 98, 99	APBBF26LDC.....	14, 19	ARC24827S.....	312	ARC3082EP.....	317
ACD6024LDC.....	11	APBBF26LDC.....	20, 21	ARC2482BTB.....	317	ARC3082WCS.....	317
ACD6624LDC.....	11	APBF20LDC.....	14, 19, 20, 22	ARC2482CP.....	317	ARC30938A.....	312
ACD7224LDC.....	11, 19, 20, 21	APBF26LDC.....	14, 19, 22	ARC2482EP.....	317	ARC30938EA.....	313
ACDS.....	15, 94	APED1.....	375	ARC2482WCS.....	317	ARC30938ES.....	313
ACDS30.....	15, 94	APR6030LDC.....	13, 21	ARC24938A.....	312	ARC30938S.....	312
ACLF36LDC.....	14, 19, 20	APSTLDC.....	17, 21	ARC24938EA.....	313	ARC3093BTB.....	317
ACTB10LDC.....	18, 22	APT7236LDC.....	13, 20	ARC24938ES.....	313	ARC3093CP.....	317
ACTB12LDC.....	18, 22	AR36.....	311	ARC24938S.....	312	ARC3093EP.....	317
ACTB18LDC.....	18	AR3624LDC.....	13, 20	ARC2493BTB.....	317	ARC3093WCS.....	317
ACTB6LDC.....	18	AR42.....	311	ARC2493CP.....	317	ARCB24403A.....	312
ACTB8LDC.....	18	AR4224LDC.....	13	ARC2493EP.....	317	ARCB24403EA.....	313
ACTR42LDC.....	18	AR4824LDC.....	13, 20, 22	ARC2493WCS.....	317	ARCB24403ES.....	313
ADB3.....	373	ARC12CB.....	316	ARC3015HFK.....	315	ARCB24403S.....	312
ADB4.....	373	ARC12P.....	316	ARC3015ROD105.....	316	ARCB24504A.....	312
ADB5.....	373	ARC15CB.....	316	ARC3015ROD120.....	316	ARCB24504EA.....	313
ADB6.....	373	ARC15P.....	316	ARC3015ROD60.....	316	ARCB24504ES.....	313
ADR2.....	377	ARC2412HFK.....	315	ARC3015ROD75.....	316	ARCB24504S.....	312
ADR2LAM.....	377	ARC2412ROD105.....	316	ARC3015ROD90.....	316	ARCB24615A.....	312
ADR33.....	377	ARC2412ROD120.....	316	ARC3015ROHF.....	315	ARCB24615EA.....	313

Model No.	Page	Model No.	Page	Model No.	Page	Model No.	Page
ARCB24615ES	313	AT57LDC	12	C1172N	29	C1376	23
ARCB24615S	312	AT58LDC	12	C1173	28	C1376N	23
ARCB24726A	312	AT59LDC	12	C1173N	28	C1651	24
ARCB24726EA	313	AT5LDC	19	C1174	29	C1651N	24
ARCB24726ES	313	AT60LDC	12	C1174N	29	C1652	24
ARCB24726S	312	AT61LDC	12	C1175	29	C1652N	24
ARCB24827A	312	ATB3FK	373	C1175N	29	C1653	24
ARCB24827EA	313	ATB4FK	373	C1176	28	C1653N	24
ARCB24827ES	313	ATB5FK	373	C1176N	28	C1654	24
ARCB24827S	312	ATB6FK	373	C1331	23	C1654N	24
ARCB30403A	312	AVPBLDC	18, 22	C1331N	23	C1655	24
ARCB30403EA	313	AVPBTDW	138	C1333	23	C1655N	24
ARCB30403ES	313	AVPMLDC	16, 20	C1333N	23	C1656	24
ARCB30403S	312	AWG72LDC	15, 22	C1336	23	C1656N	24
ARCB30504A	312	BU4BB	187	C1336N	23	C1661	24
ARCB30504EA	313	BU5BB	187	C1341	23	C1661N	24
ARCB30504ES	313	C1131	28	C1341N	23	C1662	24
ARCB30504S	312	C1131N	28	C1342MAY	24	C1662N	24
ARCB30615A	312	C1133	28	C1342N	24	C1663	24
ARCB30615EA	313	C1133N	28	C1343	23	C1663N	24
ARCB30615ES	313	C1136	28	C1343N	23	C1664	24
ARCB30615S	312	C1136N	28	C1344	24	C1664N	24
ARCB30726A	312	C1141	28	C1344N	24	C1665	24
ARCB30726EA	313	C1141N	28	C1345	24	C1665N	24
ARCB30726ES	313	C1142	29	C1345N	24	C1666	24
ARCB30726S	312	C1142N	29	C1346	23	C1666N	24
ARCB30827A	312	C1143	28	C1346N	23	C1671	24
ARCB30827EA	313	C1143N	28	C1351	23	C1671N	24
ARCB30827ES	313	C1144	29	C1351N	23	C1672	24
ARCB30827S	312	C1144N	29	C1352	24	C1672N	24
ARCPS2412	315	C1145	29	C1352N	24	C1673	24
ARCPS3015	315	C1145N	29	C1353	23	C1673N	24
ARD6030LDC	11	C1146	28	C1353N	23	C1674	24
ARD7230LDC	11, 21	C1146N	28	C1354	24	C1674N	24
ARD7236LDC	11, 19, 21, 22	C1151	28	C1354N	24	C1675	24, 37
ARDH6030LDC	12	C1151N	28	C1355	24	C1675N	24
ARDH6630LDC	12	C1152	29	C1355N	24	C1676	24
ARDH7230LDC	12	C1152N	29	C1356	23	C1676N	24
ARDH7236LDC	12	C1153	28	C1356N	23	C1951	25
ARDTCLDC	17, 22	C1153N	28	C1361	23	C1951N	25
ARRSLDC	17, 22	C1154	29	C1361N	23	C1952	25
ARS36	311	C1154N	29	C1362	24	C1952N	25
ARS42	311	C1155	29	C1362N	24	C1953	25
AS36F	310	C1155N	29	C1363	23	C1953N	25
AS42F	310	C1156	28	C1363N	23	C1954	25
ASCLDC	17, 21, 22	C1156N	28	C1364	24	C1954N	25
AT10LDC	20	C1161	28	C1364N	24	C1955	25
AT11LDC	20	C1161N	28	C1365	24	C1955N	25
AT17LDC	20	C1162	29	C1365N	24	C1956	25
AT18LDC	20	C1162N	29	C1366	23	C1956N	25
AT1LDC	19	C1163	28	C1366N	23	C1961	25
AT22LDC	21	C1163N	28	C1371	23, 35	C1961N	25
AT2LDC	19	C1164	29	C1371N	23	C1962	25
AT34LDC	21	C1164N	29	C1372	24	C1962N	25
AT35LDC	21	C1165	29	C1372N	24	C1963	25
AT36LDC	22	C1165N	29	C1373	23	C1963N	25
AT37LDC	22	C1166	28	C1373N	23	C1964	25
AT39LDC	22	C1166N	28	C1374	24	C1964N	25
AT3LDC	19	C1171	28, 36, 37, 38	C1374N	24	C1965	25
AT40LDC	22	C1171N	28	C1375	24, 35	C1965N	25
AT56LDC	12	C1172	29, 37	C1375N	24	C1966	25

Office Suites  
Seating  
Tables  
Desks  
Meeting Essentials  
Personal Organization  
Ergonomics  
High Density Storage  
Storage & Filing  
Facilities  
Technology Furniture  
Art & Engineering



# Product Index

Office Suites  
 Seating  
 Tables  
 Desks  
 Meeting Essentials  
 Personal Organization  
 Ergonomics  
 High Density Storage  
 Storage & Filing  
 Facilities  
 Technology Furniture  
 Art & Engineering

Model No.	Page	Model No.	Page	Model No.	Page	Model No.	Page
C1966N.....	25	C2481 .....	27	C281S .....	25	C552N.....	28
C1971 .....	25, 37, 38	C2481N.....	27	C281T .....	25	C583 .....	28
C1971N.....	25	C2483 .....	27	C282N.....	26	C583N.....	28
C1972 .....	25	C2483N.....	27	C282S .....	25	C593 .....	28
C1972N.....	25	C2486 .....	26	C282T .....	25, 37, 38	C593N.....	28
C1973 .....	25	C2486N.....	26	C283N.....	26	C625 .....	30
C1973N.....	25	C2501 .....	27	C283S .....	25	C626 .....	30
C1974 .....	25	C2501N.....	27	C283T .....	25	C627 .....	30
C1974N.....	25	C2503 .....	27	C291N.....	26	C673 .....	30, 36
C1975 .....	25	C2503N.....	27	C291S .....	26	C685 .....	30
C1975N.....	25	C2506 .....	27	C291T .....	26	C687 .....	30
C1976 .....	25	C2506N.....	27	C292N.....	26	C7421 .....	32
C1976N.....	25	C2511 .....	27	C292S .....	26	C743 .....	32
C2401 .....	27	C2511N.....	27	C292T .....	26	C745 .....	32
C2401N.....	27	C2513 .....	27	C293N.....	26	C746 .....	32
C2403 .....	27	C2513N.....	27	C293S .....	26	C747 .....	32, 36, 37
C2403N.....	27	C2516 .....	27	C293T .....	26	C7621 .....	32
C2406 .....	26	C2516N.....	27	C313L1.....	30	C763 .....	32
C2406N.....	26	C2521 .....	27	C313L1N.....	30	C765 .....	32
C2411 .....	27	C2521N.....	27	C313L3.....	30	C766 .....	32
C2411N.....	27	C2523 .....	27	C313L3N.....	30	C767 .....	32
C2413 .....	27	C2523N.....	27	C313L6.....	30	C7721 .....	32
C2413N.....	27	C2526 .....	27	C313L6N.....	30	C773 .....	32
C2416 .....	26	C2526N.....	27	C313R1 .....	30	C775 .....	32
C2416N.....	26	C2531 .....	27, 37	C313R1N.....	30	C777 .....	32, 38
C2421 .....	27	C2531N.....	27	C313R3 .....	30	C8621 .....	33
C2421N.....	27	C2533 .....	27	C313R3N.....	30	C863 .....	33
C2423 .....	27	C2533N.....	27	C313R6.....	30	C865 .....	33
C2423N.....	27	C2536 .....	27	C313R6N.....	30	C866 .....	33
C2426 .....	26	C2536N.....	27	C343L1 .....	30	C867 .....	33, 36, 37, 38
C2426N.....	26	C2541 .....	27	C343L1N.....	30	C8817B.....	33, 39
C2431 .....	27	C2541N.....	27	C343L3 .....	30	C8817F.....	33, 39
C2431N.....	27	C2543 .....	27	C343L3N.....	30	C8817M.....	33, 39
C2433 .....	27, 35	C2543N.....	27	C343L6.....	30, 38	C8824B.....	33
C2433N.....	27	C2546 .....	27	C343L6N.....	30	C8824F.....	33
C2436 .....	26	C2546N.....	27	C343R1 .....	30, 36, 37, 38	C8824M.....	33
C2436N.....	26	C2551 .....	27	C343R1N.....	30	C8830B.....	33
C2441 .....	27	C2551N.....	27	C343R3 .....	30	C8830F.....	33
C2441N.....	27	C2553 .....	27	C343R3N.....	30	C8830M.....	33
C2443 .....	27	C2553N.....	27	C343R6.....	30	C88MKEYH.....	33
C2443N.....	27	C2556 .....	27	C343R6N.....	30	C893 .....	31
C2446 .....	26	C2556N.....	27	C36A .....	26	C894 .....	32, 78, 233
C2446N.....	26	C2561 .....	27	C36T .....	29	CA2PHHT .....	234
C2451 .....	27	C2561N.....	27	C36TR .....	29	CA2PHT .....	234
C2451N.....	27	C2563 .....	27	C413L .....	31	CA2PLHT.....	234
C2453 .....	27	C2563N.....	27	C413LN.....	31	CA2PLT .....	234
C2453N.....	27	C2566 .....	27	C413R .....	31	CA30RHBHT.....	234
C2456 .....	26	C2566N.....	27	C413RN.....	31	CA30RHBT .....	234
C2456N.....	26	C2571 .....	27	C42A .....	26	CA30RHSHT.....	235
C2461 .....	27	C2571N.....	27	C483L .....	31, 36, 38	CA30RHST.....	235
C2461N.....	27	C2573 .....	27	C483LN.....	31	CA30RLBHT.....	234
C2463 .....	27	C2573N.....	27	C483R .....	31	CA30RLBT .....	234
C2463N.....	27	C2576 .....	27, 36	C483RN.....	31	CA30RLSHT.....	235
C2466 .....	26	C2576N.....	27	C48A .....	26, 38	CA30RLST .....	235
C2466N.....	26	C2581 .....	27	C48T .....	29	CA30SHBHT.....	234
C2471 .....	27, 36	C2581N.....	27	C48TR .....	29, 38	CA30SHBT .....	234
C2471N.....	27	C2583 .....	27	C515 .....	29	CA30SHSHT.....	235
C2473 .....	27, 36	C2583N.....	27	C523 .....	29	CA30SHST .....	235
C2473N.....	27	C2586 .....	27	C542 .....	28, 36	CA30SLBHT.....	234
C2476 .....	26	C2586N.....	27	C542N.....	28	CA30SLBT .....	234
C2476N.....	26	C281N.....	26	C552 .....	28	CA30SLSHT.....	235

Model No.	Page	Model No.	Page	Model No.	Page	Model No.	Page
CA30SLST	235	CQ4848SH3NP	216	CY5496BH3NP	217	DME1865M	321
CA36RHBHT	234	CQ5454SH3NP	216	CY5496RH3NP	217	DME1876F	320
CA36RHBT	234	CQ6060DH3NP	216	D09GS03	310, 306	DME1876M	321
CA36RHSHT	235	CS2RC	35	D09GS10	310	DME1886F	320
CA36RHST	235	CS2RS30	35	D100	320	DME1886M	321
CA36RLBHT	234	CS2RS78	35	D200	320	DME1897F	320
CA36RLBT	234	CSCRY	177	D300	320	DME1897M	321
CA36RLSHT	235	CSMAH	177	D400	320	DME2465F	320
CA36RLST	235	CSH20	83, 393	D500	320	DME2465M	321
CA36SHBHT	234	CST10	38	D7261A	414	DME2476F	320
CA36SHBT	234	CST14	38	D7262A	414	DME2476M	321
CA36SHSHT	235	CST2	36	D7263A	414	DME2486F	320
CA36SHST	235	CST24	38	DAD3G	319	DME2486M	321
CA36SLBHT	234	CST25	35	DAD3L	319	DME2497F	320
CA36SLBT	234	CST26	35	DAD4G	319	DME2497M	321
CA36SLSHT	235	CST27	35	DAD4L	319	DME3065F	320
CA36SLST	235	CST3	36	DAD5G	319	DME3065M	321
CA3PHHT	235	CST4	36	DAD5L	319	DME3076F	320
CA3PHT	235	CST5	37	DAD6G	319	DME3076M	321
CA3PLHT	235	CST7	37	DAD6L	319	DME3086F	320
CA3PLT	235	CST8	37	DAD7G	319	DME3086M	321
CA42RHBHT	234	CST9	38	DAD7L	319	DME3097F	320
CA42RHBT	234	CTC120	207	DAD8G	319	DME3097M	321
CA42RHSHT	235	CTC120P	207	DAD8L	319	DME3665F	320
CA42RHST	235	CTC72	207	DFB3665	320	DME3665M	321
CA42RLBHT	234	CTC72P	207	DFB3676	320	DME3676F	320
CA42RLBT	234	CTC84	207	DFB3686	320	DME3676M	321
CA42RLSHT	235	CTC84P	207	DFB3697	320	DME3686F	320
CA42RLST	235	CTC96	207	DFB4265	320	DME3686M	321
CAFR18B	234	CTC96P	207	DFB4276	320	DME3697F	320
CH48T	376	CTMB	108, 123	DFB4286	320	DME3697M	321
CH48TLAM	376	CTRND	207	DFB4297	320	DR2	380
CH60T	376	CTS48	376	DFB4865	320	E5K1	42
CH60TLAM	376	CTS60	376	DFB4876	320	E5K10	43
CH72T	376	CTS72	376	DFB4886	320	E5K11	44
CH72TLAM	376	CTW72AP	207	DFB4897	320	E5K12	44
CL15	31	CTW72SP	207	DFU1265	319	E5K13	44
CL24	31	CTW84SP	207	DFU1276	319	E5K14	44
CL30	31	CTWP	207	DFU1286	319	E5K15	44
CL48T	376	CX4848DH3NP	216	DFU1297	319	E5K16	44
CL48TLAM	376	CX5454DH3NP	216	DFU1565	319	E5K2	42
CL60T	376	CY3672BH3NP	217	DFU1576	319	E5K3	42
CL60TLAM	376	CY3672RH3NP	217	DFU1586	319	E5K4	42
CL72T	376	CY4284BH3NP	217	DFU1597	319	E5K5	43
CL72TLAM	376	CY4284RH3NP	217	DFU2465	319	E5K6	43
CLCK19	33	CY4296BH3NP	217	DFU2476	319	E5K7	43
CMT12	207	CY4296RH3NP	217	DFU2486	319	E5K8	43
CMT12P	207	CY48108BH3NP	217	DFU2497	319	E5K9	43
CMT14	207	CY48108RH3NP	217	DFU3065	319	E5LAT	45
CMT14P	207	CY48120BH3NP	217	DFU3076	319	E5OH	45
CMT18	207	CY48120RH3NP	217	DFU3086	319	E5OPEN	45
CMT18P	207	CY4896BH3NP	217	DFU3097	319	E5PED	45
CMT20	207	CY4896RH3NP	217	DME1265F	320	E5TOP	45
CMT20P	207	CY54108BH3NP	217	DME1276F	320	EC48FB	77, 230
CMT24	207	CY54108RH3NP	217	DME1286F	320	EC48FJB	77, 230
CMT24P	207	CY54120BH3NP	217	DME1297F	320	EC48FJS	77, 230
CMT26	207	CY54120RH3NP	217	DME1565F	320	EC48FS	77, 230
CMT26P	207	CY54144BH3NP	217	DME1576F	320	EC48UB	77, 230
CMT30	207	CY54144RH3NP	217	DME1586F	320	EC48UDB	77, 230
CMT30P	207	CY54216BH3NP	217	DME1597F	320	EC54FB	77, 230
COSY Series	187	CY54216RH3NP	217	DME1865F	320	EC54FS	77, 230

Office Suites  
Seating  
Tables  
Desks  
Meeting  
Essentials  
Personal  
Organization  
Ergonomics  
High Density  
Storage  
Storage & Filing  
Facilities  
Technology  
Furniture  
Art & Engineering

# Product Index

Office Suites  
Seating  
Tables  
Desks  
Meeting Essentials  
Personal Organization  
Ergonomics  
High Density Storage  
Storage & Filing  
Facilities  
Technology Furniture  
Art & Engineering

Model No.	Page	Model No.	Page	Model No.	Page	Model No.	Page
EC54UB.....	77, 230	EF1576L.....	289	EF2465BP.....	294	EF3065OP.....	289
EC60FB.....	77, 230	EF1576OP.....	289	EF2465CP.....	294	EF3065T.....	289
EC60FDB.....	77, 230	EF1576T.....	289	EF2465L.....	289	EF3076BP.....	294
EC60FDS.....	77, 230	EF1586L.....	289	EF2465OP.....	289	EF3076CP.....	294
EC60FJB.....	77, 230	EF1586OP.....	289	EF2465T.....	289	EF3076L.....	289
EC60FJS.....	77, 230	EF1586T.....	289	EF2476BP.....	294	EF3076OP.....	289
EC60FS.....	50, 77, 230	EF1597L.....	289	EF2476CP.....	294	EF3076T.....	289
EC60UB.....	77, 230	EF1597OP.....	289	EF2476L.....	289	EF3086BP.....	294
EC60UDB.....	77, 230	EF1597T.....	289	EF2476OP.....	289	EF3086CP.....	294
EC66FB.....	77, 230	EF1843L.....	289	EF2476T.....	289	EF3086L.....	289
EC66FS.....	77, 230	EF1843OP.....	289	EF2486BP.....	294	EF3086OP.....	289
EC66UB.....	77, 230	EF1843T.....	289	EF2486CP.....	294	EF3086T.....	289
EC72FB.....	77, 230	EF1865L.....	289	EF2486L.....	289	EF3097BP.....	294
EC72FDB.....	77, 230	EF1865OP.....	289	EF2486OP.....	289	EF3097CP.....	294
EC72FDS.....	77, 230	EF1865T.....	289	EF2486T.....	289	EF3097L.....	289
EC72FJB.....	77, 230	EF1876L.....	289	EF2497BP.....	294	EF3097OP.....	289
EC72FJS.....	77, 230	EF1876OP.....	289	EF2497CP.....	294	EF3097T.....	289
EC72FS.....	77, 230	EF1876T.....	289	EF2497L.....	289	EF30CS.....	291, 301
EC72UB.....	77, 230	EF1886L.....	289	EF2497OP.....	289	EF30RS.....	292
ECB.....	77, 230	EF1886OP.....	289	EF2497T.....	289	EF30WSB.....	293
ECG.....	77, 230	EF1886T.....	289	EF24CS.....	291	EF3602KP.....	292
ECH.....	77, 230	EF1897L.....	289	EF24CS.....	301	EF3606KP.....	292
ECS.....	50, 77, 230	EF1897OP.....	289	EF24RS.....	292	EF3609S.....	290
ECX.....	77, 230	EF1897T.....	289	EF24WSB.....	293	EF3609S18GA.....	291
EF0943L.....	289	EF2402KP.....	292	EF3002KP.....	292	EF3609U.....	290
EF0943OP.....	289	EF2406KP.....	292	EF3006KP.....	292	EF3609U18GA.....	291
EF0943T.....	289	EF2409S.....	290	EF3009S.....	290	EF3611SSB.....	292, 301
EF0965L.....	289	EF2409S18GA.....	291	EF3009S18GA.....	291	EF3611SPT.....	292
EF0965OP.....	289	EF2409U.....	290	EF3009U18GA.....	291	EF3611WSSS.....	293
EF0965T.....	289	EF2409U18GA.....	291	EF3011SSB.....	292, 301	EF3612S.....	290
EF0976L.....	289	EF2411SSB.....	292, 301	EF3011SPT.....	292	EF3612S18GA.....	291
EF0976OP.....	289	EF2411SPT.....	292	EF3011WSSS.....	293	EF3612U.....	290
EF0976T.....	289	EF2411WSSS.....	293	EF3012S.....	290	EF3612U18GA.....	291
EF0986L.....	289	EF2412S.....	290	EF3012S18GA.....	291	EF3615S.....	290
EF0986OP.....	289	EF2412S18GA.....	291	EF3012U.....	290	EF3615S18GA.....	291
EF0986T.....	289	EF2412U.....	290	EF3012U18GA.....	291	EF3615U.....	290
EF0997L.....	289	EF2412U18GA.....	291	EF3015S.....	290	EF3615U18GA.....	291
EF0997OP.....	289	EF2415S.....	290	EF3015S18GA.....	291	EF3618S.....	290
EF0997T.....	289	EF2415S18GA.....	291	EF3015U.....	290	EF3618S18GA.....	291
EF1243L.....	289	EF2415U.....	290	EF3015U18GA.....	291	EF3618U.....	290
EF1243OP.....	289	EF2415U18GA.....	291	EF3018S.....	290	EF3618U18GA.....	291, 300
EF1243T.....	289	EF2418S.....	290	EF3018S18GA.....	291	EF3624S.....	290
EF1265L.....	289	EF2418S18GA.....	291	EF3018U.....	290	EF3624S18GA.....	291
EF1265OP.....	289	EF2418U.....	290	EF3018U18GA.....	291, 300	EF3624U.....	290
EF1265T.....	289	EF2418U18GA.....	291	EF3024S.....	290	EF3624U18GA.....	291
EF1276L.....	289	EF2418U18GA.....	300	EF3024S18GA.....	291	EF3630S.....	290
EF1276OP.....	289	EF2424S.....	290	EF3024U.....	290	EF3630S18GA.....	291
EF1276T.....	289	EF2424S18GA.....	291	EF3024U18GA.....	291	EF3630U.....	290
EF1286L.....	289	EF2424U.....	290	EF3030S.....	290	EF3630U18GA.....	291
EF1286OP.....	289	EF2424U18GA.....	291	EF3030S18GA.....	291	EF3636U18GA.....	291, 300
EF1286T.....	289	EF2430S.....	290	EF3030U.....	290	EF3643BP.....	294
EF1297L.....	289	EF2430S18GA.....	291	EF3030U18GA.....	291	EF3643CP.....	294
EF1297OP.....	289	EF2430U.....	290	EF3036U18GA.....	291, 300	EF3665BP.....	294
EF1297T.....	289	EF2430U18GA.....	291	EF3043BP.....	294	EF3665CP.....	294
EF1543L.....	289	EF2436U18GA.....	300	EF3043CP.....	294	EF3676BP.....	294
EF1543OP.....	289	EF2443BP.....	294	EF3043L.....	289	EF3676CP.....	294
EF1543T.....	289	EF2443CP.....	294	EF3043OP.....	289	EF3686BP.....	294
EF1565L.....	289	EF2443L.....	289	EF3043T.....	289	EF3686CP.....	294
EF1565OP.....	289	EF2443OP.....	289	EF3065BP.....	294	EF3697BP.....	294
EF1565T.....	289	EF2443T.....	289	EF3065CP.....	294	EF3697CP.....	294
				EF3065L.....	289	EF36CS.....	291, 301

Model No.	Page	Model No.	Page	Model No.	Page	Model No.	Page
EF36RS	292	EF4815U18GA	291	EFL2418868S	287	EFL3018979SDV	288
EF36WSB	293	EF4818S	290	EFL2418868SDV	287	EFL3024433S	284
EF4202KP	292	EF4818S18GA	291	EFL2418979S	288	EFL3024433SDV	284
EF4206KP	292	EF4818U	290	EFL2418979SDV	288	EFL3024656S	285
EF4209S	290	EF4818U18GA	291, 300	EFL2424433S	284	EFL3024656SDV	285
EF4209S18GA	291	EF4824S	290	EFL2424433SDV	284	EFL3024767S	286
EF4209U	290	EF4824S18GA	291	EFL2424656S	285	EFL3024767SDV	286
EF4209U18GA	291	EF4824U	290	EFL2424656SDV	285	EFL3024868S	287
EF4211SSB	292, 301	EF4824U18GA	291	EFL2424767S	286	EFL3024868SDV	287
EF4211SSPT	292	EF4830S	290	EFL2424767SDV	286	EFL3024979S	288
EF4211WSSS	293	EF4830S18GA	291	EFL2424868S	287	EFL3024979SDV	288
EF4212S	290	EF4830U	290	EFL2424868SDV	287	EFL3030433S	284
EF4212S18GA	291	EF4830U18GA	291	EFL2424979S	288	EFL3030433SDV	284
EF4212U	290	EF4836U18GA	291, 300	EFL2424979SDV	288	EFL3030656S	285
EF4212U18GA	291	EF4843BP	294	EFL2430433S	284	EFL3030656SDV	285
EF4215S	290	EF4843CP	294	EFL2430433SDV	284	EFL3030767S	286
EF4215S18GA	291	EF4865BP	294	EFL2430656S	285	EFL3030767SDV	286
EF4215U	290	EF4865CP	294	EFL2430656SDV	285	EFL3030868S	287
EF4215U18GA	291	EF4876BP	294	EFL2430767S	286	EFL3030868SDV	287
EF4218S	290	EF4876CP	294	EFL2430767SDV	286	EFL3030979S	288
EF4218S18GA	291	EF4886BP	294	EFL2430868S	287	EFL3030979SDV	288
EF4218U	290	EF4886CP	294	EFL2430868SDV	287	EFL3609656S	285
EF4218U18GA	291, 300	EF4897BP	294	EFL2430979S	288	EFL3609656SDV	285
EF4224S	290	EF4897CP	294	EFL2430979SDV	288	EFL3609767S	286
EF4224S18GA	291	EF48CS	291, 301	EFL3009656S	285	EFL3609767SDV	286
EF4224U	290	EF48RS	292	EFL3009656SDV	285	EFL3609868S	287
EF4224U18GA	291	EF48WSB	293	EFL3009767S	286	EFL3609868SDV	287
EF4230S	290	EFL2409656S	285	EFL3009767SDV	286	EFL3609979S	288
EF4230S18GA	291	EFL2409656SDV	285	EFL3009868S	287	EFL3609979SDV	288
EF4230U	290	EFL2409767S	286	EFL3009868SDV	287	EFL3612433S	284
EF4230U18GA	291	EFL2409767SDV	286	EFL3009979S	288	EFL3612433SDV	284
EF4236U18GA	291, 300	EFL2409868S	287	EFL3009979SDV	288	EFL3612656S	285
EF4243BP	294	EFL2409868SDV	287	EFL3012433S	284	EFL3612656SDV	285
EF4243CP	294	EFL2409979S	288	EFL3012433SDV	284	EFL3612767S	286
EF4265BP	294	EFL2409979SDV	288	EFL3012656S	285	EFL3612767SDV	286
EF4265CP	294	EFL2412433S	284	EFL3012656SDV	285	EFL3612868S	287
EF4276BP	294	EFL2412433SDV	284	EFL3012767S	286	EFL3612868SDV	287
EF4276CP	294	EFL2412656S	285	EFL3012767SDV	286	EFL3612979S	288
EF4286BP	294	EFL2412656SDV	285	EFL3012868S	287	EFL3612979SDV	288
EF4286CP	294	EFL2412767S	286	EFL3012868SDV	287	EFL3615433S	284
EF4297BP	294	EFL2412767SDV	286	EFL3012979S	288	EFL3615433SDV	284
EF4297CP	294	EFL2412868S	287	EFL3012979SDV	288	EFL3615656S	285
EF42CS	291, 301	EFL2412868SDV	287	EFL3015433S	284	EFL3615656SDV	285
EF42RS	292	EFL2412979S	288	EFL3015433SDV	284	EFL3615767S	286
EF42WSB	293	EFL2412979SDV	288	EFL3015656S	285	EFL3615767SDV	286
EF4802KP	292	EFL2415433S	284	EFL3015656SDV	285	EFL3615868S	287
EF4806KP	292	EFL2415433SDV	284	EFL3015767S	286	EFL3615868SDV	287
EF4809S	290	EFL2415656S	285	EFL3015767SDV	286	EFL3615979S	288
EF4809S18GA	291	EFL2415656SDV	285	EFL3015868S	287	EFL3615979SDV	288
EF4809U	290	EFL2415767S	286	EFL3015868SDV	287	EFL3618433S	284
EF4809U18GA	291	EFL2415767SDV	286	EFL3015979S	288	EFL3618433SDV	284
EF4811SSB	292, 301	EFL2415868S	287	EFL3015979SDV	288	EFL3618656S	285
EF4811SSPT	292	EFL2415868SDV	287	EFL3018433S	284	EFL3618656SDV	285
EF4811WSSS	293	EFL2415979S	288	EFL3018433SDV	284	EFL3618767S	286
EF4812S	290	EFL2415979SDV	288	EFL3018656S	285	EFL3618767SDV	286
EF4812S18GA	291	EFL2418433S	284	EFL3018656SDV	285	EFL3618868S	287
EF4812U	290	EFL2418433SDV	284	EFL3018767S	286	EFL3618868SDV	287
EF4812U18GA	291	EFL2418656S	285	EFL3018767SDV	286	EFL3618979S	288
EF4815S	290	EFL2418656SDV	285	EFL3018868S	287	EFL3618979SDV	288
EF4815S18GA	291	EFL2418767S	286	EFL3018868SDV	287	EFL3624433S	284
EF4815U	290	EFL2418767SDV	286	EFL3018979S	288	EFL3624433SDV	284

Office Suites  
Seating  
Tables  
Desks  
Meeting  
Essentials  
Personal  
Organization  
Ergonomics  
High Density  
Storage  
Storage & Filing  
Facilities  
Technology  
Furniture  
Art & Engineering

# Product Index

Office Suites  
 Seating  
 Tables  
 Desks  
 Meeting Essentials  
 Personal Organization  
 Ergonomics  
 High Density Storage  
 Storage & Filing  
 Facilities  
 Technology Furniture  
 Art & Engineering

Model No.	Page	Model No.	Page	Model No.	Page	Model No.	Page
EFL3624656S	285	EFL4224767SDV	286	EFL4824979S	288	EFO2430433ADV	284
EFL3624656SDV	285	EFL4224868S	287	EFL4824979SDV	288	EFO2430656A	285
EFL3624767S	286	EFL4224868SDV	287	EFL4830433S	284	EFO2430656ADV	285
EFL3624767SDV	286	EFL4224979S	288	EFL4830433SDV	284	EFO2430767A	286
EFL3624868S	287	EFL4224979SDV	288	EFL4830656S	285	EFO2430767ADV	286
EFL3624868SDV	287	EFL4230433S	284	EFL4830656SDV	285	EFO2430868A	287
EFL3624979S	288	EFL4230433SDV	284	EFL4830767S	286	EFO2430868ADV	287
EFL3624979SDV	288	EFL4230656S	285	EFL4830767SDV	286	EFO2430979A	288
EFL3630433S	284	EFL4230656SDV	285	EFL4830868S	287	EFO2430979ADV	288
EFL3630433SDV	284	EFL4230767S	286	EFL4830868SDV	287	EFO3009656A	285
EFL3630656S	285	EFL4230767SDV	286	EFL4830979S	288	EFO3009656ADV	285
EFL3630656SDV	285	EFL4230868S	287	EFL4830979SDV	288	EFO3009767A	286
EFL3630767S	286	EFL4230868SDV	287	EFO2409656A	285	EFO3009767ADV	286
EFL3630767SDV	286	EFL4230979S	288	EFO2409656ADV	285	EFO3009868A	287
EFL3630868S	287	EFL4230979SDV	288	EFO2409767A	286	EFO3009868ADV	287
EFL3630868SDV	287	EFL4809656S	285	EFO2409767ADV	286	EFO3009979A	288
EFL3630979S	288	EFL4809656SDV	285	EFO2409868A	287	EFO3009979ADV	288
EFL3630979SDV	288	EFL4809767S	286	EFO2409868ADV	287	EFO3012433A	284
EFL4209656S	285	EFL4809767SDV	286	EFO2409979A	288	EFO3012433ADV	284
EFL4209656SDV	285	EFL4809868S	287	EFO2409979ADV	288	EFO3012656A	285
EFL4209767S	286	EFL4809868SDV	287	EFO2412433A	284	EFO3012656ADV	285
EFL4209767SDV	286	EFL4809979S	288	EFO2412433ADV	284	EFO3012767A	286
EFL4209868S	287	EFL4809979SDV	288	EFO2412656A	285	EFO3012767ADV	286
EFL4209868SDV	287	EFL4812433S	284	EFO2412656ADV	285	EFO3012868A	287
EFL4209979S	288	EFL4812433SDV	284	EFO2412767A	286	EFO3012868ADV	287
EFL4209979SDV	288	EFL4812656S	285	EFO2412767ADV	286	EFO3012979A	288
EFL4212433S	284	EFL4812656SDV	285	EFO2412868A	287	EFO3012979ADV	288
EFL4212433SDV	284	EFL4812767S	286	EFO2412868ADV	287	EFO3015433A	284
EFL4212656S	285	EFL4812767SDV	286	EFO2412979A	288	EFO3015433ADV	284
EFL4212656SDV	285	EFL4812868S	287	EFO2412979ADV	288	EFO3015656A	285
EFL4212767S	286	EFL4812868SDV	287	EFO2415433A	284	EFO3015656ADV	285
EFL4212767SDV	286	EFL4812979S	288	EFO2415433ADV	284	EFO3015767A	286
EFL4212868S	287	EFL4812979SDV	288	EFO2415656A	285	EFO3015767ADV	286
EFL4212868SDV	287	EFL4815433S	284	EFO2415656ADV	285	EFO3015868A	287
EFL4212979S	288	EFL4815433SDV	284	EFO2415767A	286	EFO3015868ADV	287
EFL4212979SDV	288	EFL4815656S	285	EFO2415767ADV	286	EFO3015979A	288
EFL4215433S	284	EFL4815656SDV	285	EFO2415868A	287	EFO3015979ADV	288
EFL4215433SDV	284	EFL4815767S	286	EFO2415868ADV	287	EFO3018433A	284
EFL4215656S	285	EFL4815767SDV	286	EFO2415979A	288	EFO3018433ADV	284
EFL4215656SDV	285	EFL4815868S	287	EFO2415979ADV	288	EFO3018656A	285
EFL4215767S	286	EFL4815868SDV	287	EFO2418433A	284	EFO3018656ADV	285
EFL4215767SDV	286	EFL4815979S	288	EFO2418433ADV	284	EFO3018767A	286
EFL4215868S	287	EFL4815979SDV	288	EFO2418656A	285	EFO3018767ADV	286
EFL4215868SDV	287	EFL4818433S	284	EFO2418656ADV	285	EFO3018868A	287
EFL4215979S	288	EFL4818433SDV	284	EFO2418767A	286	EFO3018868ADV	287
EFL4215979SDV	288	EFL4818656S	285	EFO2418767ADV	286	EFO3018979A	288
EFL4218433S	284	EFL4818656SDV	285	EFO2418868A	287	EFO3018979ADV	288
EFL4218433SDV	284	EFL4818767S	286	EFO2418868ADV	287	EFO3024433A	284
EFL4218656S	285	EFL4818767SDV	286	EFO2418979A	288	EFO3024433ADV	284
EFL4218656SDV	285	EFL4818868S	287	EFO2418979ADV	288	EFO3024656A	285
EFL4218767S	286	EFL4818868SDV	287	EFO2424433A	284	EFO3024656ADV	285
EFL4218767SDV	286	EFL4818979S	288	EFO2424433ADV	284	EFO3024767A	286
EFL4218868S	287	EFL4818979SDV	288	EFO2424656A	285	EFO3024767ADV	286
EFL4218868SDV	287	EFL4824433S	284	EFO2424656ADV	285	EFO3024868A	287
EFL4218979S	288	EFL4824433SDV	284	EFO2424767A	286	EFO3024868ADV	287
EFL4218979SDV	288	EFL4824656S	285	EFO2424767ADV	286	EFO3024979A	288
EFL4224433S	284	EFL4824656SDV	285	EFO2424868A	287	EFO3024979ADV	288
EFL4224433SDV	284	EFL4824767S	286	EFO2424868ADV	287	EFO3030433A	284
EFL4224656S	285	EFL4824767SDV	286	EFO2424979A	288	EFO3030433ADV	284
EFL4224656SDV	285	EFL4824868S	287	EFO2424979ADV	288	EFO3030656A	285
EFL4224767S	286	EFL4824868SDV	287	EFO2430433A	284	EFO3030656ADV	285

Model No.	Page	Model No.	Page	Model No.	Page	Model No.	Page
EFO3030767A	286	EFO3630868ADV	287	EFO4230767A	286	EFO4830868ADV	287
EFO3030767ADV	286	EFO3630979A	288	EFO4230767ADV	286	EFO4830979A	288
EFO3030868A	287	EFO3630979ADV	288	EFO4230868A	287	EFO4830979ADV	288
EFO3030868ADV	287	EFO4209656A	285	EFO4230868ADV	287	FFPG36721	298
EFO3030979A	288	EFO4209656ADV	285	EFO4230979A	288	FFPG367211	298
EFO3030979ADV	288	EFO4209767A	286	EFO4230979ADV	288	FFPG367211DV	298
EFO3609656A	285	EFO4209767ADV	286	EFO4809656A	285	FFPG36721DV	298
EFO3609656ADV	285	EFO4209868A	287	EFO4809656ADV	285	FFPG36732	298
EFO3609767A	286	EFO4209868ADV	287	EFO4809767A	286	FFPG367322	298
EFO3609767ADV	286	EFO4209979A	288	EFO4809767ADV	286	FFPG367322DV	298
EFO3609868A	287	EFO4209979ADV	288	EFO4809868A	287	FFPG36732DV	298
EFO3609868ADV	287	EFO4212433A	284	EFO4809868ADV	287	FFPG36743	298
EFO3609979A	288	EFO4212433ADV	284	EFO4809979A	288	FFPG367433	298
EFO3609979ADV	288	EFO4212656A	285	EFO4809979ADV	288	FFPG367433DV	298
EFO3612433A	284	EFO4212656ADV	285	EFO4812433A	284	FFPG36743DV	298
EFO3612433ADV	284	EFO4212767A	286	EFO4812433ADV	284	FFPG36821	298
EFO3612656A	285	EFO4212767ADV	286	EFO4812656A	285	FFPG368211	298
EFO3612656ADV	285	EFO4212868A	287	EFO4812656ADV	285	FFPG368211DV	298
EFO3612767A	286	EFO4212868ADV	287	EFO4812767A	286	FFPG36821DV	298
EFO3612767ADV	286	EFO4212979A	288	EFO4812767ADV	286	FFPG36832	298
EFO3612868A	287	EFO4212979ADV	288	EFO4812868A	287	FFPG368322	298
EFO3612868ADV	287	EFO4215433A	284	EFO4812868ADV	287	FFPG368322DV	298
EFO3612979A	288	EFO4215433ADV	284	EFO4812979A	288	FFPG36832DV	298
EFO3612979ADV	288	EFO4215656A	285	EFO4812979ADV	288	FFPG36843	298
EFO3615433A	284	EFO4215656ADV	285	EFO4815433A	284	FFPG368433	298
EFO3615433ADV	284	EFO4215767A	286	EFO4815433ADV	284	FFPG368433DV	298
EFO3615656A	285	EFO4215767ADV	286	EFO4815656A	285	FFPG36843DV	298
EFO3615656ADV	285	EFO4215868A	287	EFO4815656ADV	285	FFPG42721	298
EFO3615767A	286	EFO4215868ADV	287	EFO4815767A	286	FFPG427211	298
EFO3615767ADV	286	EFO4215979A	288	EFO4815767ADV	286	FFPG427211DV	298
EFO3615868A	287	EFO4215979ADV	288	EFO4815868A	287	FFPG42721DV	298
EFO3615868ADV	287	EFO4218433A	284	EFO4815868ADV	287	FFPG42732	298
EFO3615979A	288	EFO4218433ADV	284	EFO4815979A	288	FFPG427322	298
EFO3615979ADV	288	EFO4218656A	285	EFO4815979ADV	288	FFPG427322DV	298
EFO3618433A	284	EFO4218656ADV	285	EFO4818433A	284	FFPG42732DV	298
EFO3618433ADV	284	EFO4218767A	286	EFO4818433ADV	284	FFPG42743	298
EFO3618656A	285	EFO4218767ADV	286	EFO4818656A	285	FFPG427433	298
EFO3618656ADV	285	EFO4218868A	287	EFO4818656ADV	285	FFPG427433DV	298
EFO3618767A	286	EFO4218868ADV	287	EFO4818767A	286	FFPG42743DV	298
EFO3618767ADV	286	EFO4218979A	288	EFO4818767ADV	286	FFPG42821	298
EFO3618868A	287	EFO4218979ADV	288	EFO4818868A	287	FFPG428211	298
EFO3618868ADV	287	EFO4224433A	284	EFO4818868ADV	287	FFPG428211DV	298
EFO3618979A	288	EFO4224433ADV	284	EFO4818979A	288	FFPG42821DV	298
EFO3618979ADV	288	EFO4224433ADV	284	EFO4818979ADV	288	FFPG42832	298
EFO3624433A	284	EFO4224656A	285	EFO4824433A	284	FFPG428322	298
EFO3624433ADV	284	EFO4224656ADV	285	EFO4824433ADV	284	FFPG428322DV	298
EFO3624656A	285	EFO4224656A	285	EFO4824656A	285	FFPG42832DV	298
EFO3624656ADV	285	EFO4224656ADV	285	EFO4824656ADV	285	FFPG42843	298
EFO3624767A	286	EFO4224767A	286	EFO4824767A	286	FFPG428433	298
EFO3624767ADV	286	EFO4224767A	286	EFO4824767ADV	286	FFPG428433DV	298
EFO3624868A	287	EFO4224767A	286	EFO4824868A	287	FFPG42843DV	298
EFO3624868ADV	287	EFO4224767ADV	286	EFO4824868ADV	287	EFPL36721	297
EFO3624979A	288	EFO4224767ADV	286	EFO4824979A	288	EFPL367211	297
EFO3624979ADV	288	EFO4224868A	287	EFO4824979ADV	288	EFPL367211DV	297
EFO3630433A	284	EFO4224868ADV	287	EFO4830433A	284	EFPL36721DV	297
EFO3630433ADV	284	EFO4224979A	288	EFO4830433ADV	284	EFPL36732	297
EFO3630656A	285	EFO4224979ADV	288	EFO4830656A	285	EFPL367322	297
EFO3630656ADV	285	EFO4230433A	284	EFO4830656ADV	285	EFPL367322DV	297
EFO3630767A	286	EFO4230433ADV	284	EFO4830767A	286	EFPL36732DV	297
EFO3630767ADV	286	EFO4230656A	285	EFO4830767ADV	286	EFPL36743	297
EFO3630868A	287	EFO4230656ADV	285	EFO4830868A	287	EFPL367433	297

Office Suites  
Seating  
Tables  
Desks  
Meeting  
Essentials  
Personal  
Organization  
Ergonomics  
High Density  
Storage  
Storage & Filing  
Facilities  
Technology  
Furniture  
Art & Engineering

# Product Index

Office Suites  
Seating  
Tables  
Desks  
Meeting Essentials  
Personal Organization  
Ergonomics  
High Density Storage  
Storage & Filing  
Facilities  
Technology Furniture  
Art & Engineering

Model No.	Page	Model No.	Page	Model No.	Page	Model No.	Page
EFPL367433DV	297	EML7272L	281	EWPF30P	87	EXL4218865SDV	299
EFPL36743DV	297	EML7273G	282	EWPF36	87	EXL4236865S	299
EFPL36821	297	EML7273L	281	EWPF36P	87	EXL4236865SDV	299
EFPL368211	297	EML7274G	282	EWPF12	87	EXL4818865S	299
EFPL368211DV	297	EML7274L	281	EWPF12P	87	EXL4818865SDV	299
EFPL36821DV	297	EML9672L	281	EWPF15	87	EXL4836865S	299
EFPL36832	297	EML9673L	281	EWPF15P	87	EXL4836865SDV	299
EFPL368322	297	EML9674L	281	EWPF30	87	EXT2418865A	300
EFPL368322DV	297	ESC2501	157	EWPF30P	87	EXT2418865ADV	300
EFPL36832DV	297	ESC2502	157	EWPF36	87	EXT2436865A	300
EFPL36843	297	ESC2503	157	EWPF36P	87	EXT2436865ADV	300
EFPL368433	297	ESC25COM	157	EWPFM12	87	EXT3018865A	300
EFPL368433DV	297	ESC2B	157	EWPFM12P	87	EXT3018865ADV	300
EFPL36843DV	297	ESS2501	157	EWPFM15	87	EXT3036865A	300
EFPL42721	297	ESS2502	157	EWPFM15P	87	EXT3036865ADV	300
EFPL427211	297	ESS2503	157	EWPFM30	87	EXT3618865A	300
EFPL427211DV	297	ESS25COM	157	EWPFM30P	87	EXT3618865ADV	300
EFPL42721DV	297	ESS2B	157	EWPFM36	87, 91	EXT3636865A	300
EFPL42732	297	ESTBLK	157	EWPFM36P	87	EXT3636865ADV	300
EFPL427322	297	EWCATK	86	EWPM12	87	EXT4218865A	300
EFPL427322DV	297	EWCATKD	86	EWPM15	87	EXT4218865ADV	300
EFPL42732DV	297	EWCATKDE	86	EWPM30	87	EXT4236865A	300
EFPL42743	297	EWCATKDEH	86	EWPM36	87, 91	EXT4236865ADV	300
EFPL427433	297	EWCATKDH	86	EWPM12	87	EXT4818865A	300
EFPL427433DV	297	EWCATKDM	86	EWPM15	87	EXT4818865ADV	300
EFPL42743DV	297	EWCATKDMH	86	EWPM30	87	EXT4836865A	300
EFPL42821	297	EWCATKE	86	EWPM36	87, 89, 90	EXT4836865ADV	300
EFPL428211	297	EWCATKEH	86	EWS36	86, 89, 90, 91	EZ3023	67
EFPL428211DV	297	EWCATKH	86	EWSA36	86	EZ3023B	67
EFPL42821DV	297	EWCATKM	86	EWSA36S	86	EZ3023BF	67
EFPL42832	297	EWCATKMH	86	EWTCG	88	EZ3023BS	67
EFPL428322	297	EWCHTK	86	EWTRAY	88	EZ3023F	67
EFPL428322DV	297	EWCHTKE	86	EWWC	88	EZ3023S	67
EFPL42832DV	297	EWCHTKEH	86	EX2418S	300	EZ3036LNT	68
EFPL42843	297	EWCHTKH	86	EX2436S	300	EZ3036NT	68
EFPL428433	297	EWCHTKM	86	EX24SS	301	EZ3623	46, 47, 67
EFPL428433DV	297	EWCHTKMH	86	EX3018S	300	EZ3623B	67
EFPL42843DV	297	EWH36	86, 89, 90	EX3036S	300	EZ3623BF	67
EFSR3676410A	295	EWH36S	86, 90	EX30SS	301	EZ3623BS	67
EFSR3676410S	295	EWMMK	88, 91	EX3618S	300	EZ3623F	46, 47, 67
EFSR367676A	295	EWPA12	88	EX3636S	300	EZ3623S	67
EFSR367676S	295	EWPA12C	88	EX36SS	301	EZ3624LR	56
EML3652X	282	EWPA15	88	EX4218S	300	EZ3624LRMA	56
EML3653X	282	EWPA15C	88	EX4236S	300	EZ3624LRML	56
EML3654X	282	EWPA18	88	EX42SS	301	EZ3624RR	56
EML3672G	282	EWPA18C	88	EX4818S	300	EZ3624RRMA	56
EML3672L	281	EWPA24	88	EX4836S	300	EZ3624RRML	56
EML3673G	282	EWPA24C	88	EX48SS	301	EZ3624SR	56
EML3673L	281	EWPA30	88	EXL2418865S	299	EZ3624SRMA	56
EML3674G	282	EWPA30C	88	EXL2418865SDV	299	EZ3624SRML	56
EML3674L	281	EWPA36	88	EXL2436865S	299	EZ3628	68
EML4852X	282	EWPA36C	88	EXL2436865SDV	299	EZ3628F	68
EML4853X	282	EWPA50	88	EXL3018865S	299	EZ3628FF	68
EML4854X	282	EWPA50C	88	EXL3018865SDV	299	EZ3628FFNT	64
EML4872G	282	EWPA60	88	EXL3036865S	299	EZ3628FNT	50, 64
EML4872L	281	EWPA60C	88	EXL3036865SDV	299	EZ3628L	68
EML4873G	282	EWPF12	87, 89, 90	EXL3618865S	299	EZ3628LNT	64
EML4873L	281	EWPF12P	87	EXL3618865SDV	299	EZ3628NT	64
EML4874G	282	EWPF15	87	EXL3636865S	299	EZ3630LR	56
EML4874L	281	EWPF15P	87	EXL3636865SDV	299	EZ3630LRMA	56
EML7272G	282	EWPF30	87	EXL4218865S	299	EZ3630LRML	56

Model No.	Page	Model No.	Page	Model No.	Page	Model No.	Page
EZ3636LNT.....	68	EZ4824SBML.....	54	EZ6024LSML.....	52, 58	EZ6036FFMA.....	54
EZ3636NT.....	68	EZ4824SF.....	54	EZ6024LW.....	57	EZ6036FFML.....	54
EZ4223.....	67	EZ4824SFMA.....	54	EZ6024SB.....	54, 58	EZ6036LB.....	53
EZ4223B.....	67	EZ4824SFML.....	54	EZ6024SBMA.....	54, 58	EZ6036LBMA.....	53
EZ4223BS.....	67	EZ4824SR.....	56	EZ6024SBML.....	54, 58	EZ6036LBML.....	53
EZ4223S.....	67	EZ4824SRMA.....	56	EZ6024SF.....	54, 58	EZ6036LC.....	52
EZ4224LR.....	56	EZ4824SRML.....	56	EZ6024SFMA.....	54, 58	EZ6036LCMA.....	52
EZ4224LRMA.....	56	EZ4830CW.....	57	EZ6024SFML.....	54, 58	EZ6036LCML.....	52
EZ4224LRML.....	56	EZ4830KB.....	57	EZ6030BB.....	54	EZ6036LF.....	53
EZ4224RR.....	56	EZ4830KF.....	57	EZ6030BBMA.....	54	EZ6036LFMA.....	53
EZ4224RRMA.....	46, 56	EZ4830LL.....	52	EZ6030BBML.....	54	EZ6036LFML.....	53
EZ4224RRML.....	56	EZ4830LLMA.....	52	EZ6030BF.....	54	EZ6036LL.....	52
EZ4224SR.....	56	EZ4830LLML.....	52	EZ6030BFMA.....	54	EZ6036LLMA.....	52
EZ4224SRMA.....	56	EZ4830LR.....	56	EZ6030BFML.....	54	EZ6036LLML.....	52
EZ4224SRML.....	56	EZ4830LRMA.....	56	EZ6030CB.....	54	EZ6036LS.....	52
EZ4230LR.....	56	EZ4830LRML.....	56	EZ6030CBMA.....	54	EZ6036LSMA.....	52
EZ4230LRMA.....	56	EZ4830LS.....	52	EZ6030CBML.....	54	EZ6036LSML.....	52
EZ4230LRML.....	56	EZ4830LSMA.....	52	EZ6030CF.....	54	EZ6036SB.....	54
EZ4823.....	67	EZ4830SML.....	52	EZ6030CFMA.....	54	EZ6036SBMA.....	54
EZ4823B.....	67	EZ4830LW.....	57	EZ6030CFML.....	54	EZ6036SBML.....	54
EZ4823BS.....	67	EZ4830RB.....	56	EZ6030CW.....	57	EZ6036SF.....	54
EZ4823S.....	47, 48, 67	EZ4830RBMA.....	56	EZ6030FF.....	54	EZ6036SFMA.....	54
EZ4824CB.....	54	EZ4830RBML.....	56	EZ6030FFMA.....	54	EZ6036SFML.....	54
EZ4824CBMA.....	54	EZ4830RF.....	56	EZ6030FFML.....	54	EZ7224BB.....	54, 59
EZ4824CBML.....	54	EZ4830RFMA.....	56	EZ6030KB.....	57	EZ7224BBMA.....	54, 59
EZ4824CF.....	54	EZ4830RFML.....	56	EZ6030KF.....	57	EZ7224BBML.....	54, 59
EZ4824CFMA.....	54	EZ6024BB.....	54, 59	EZ6030LB.....	53	EZ7224BF.....	54, 59
EZ4824CFML.....	54	EZ6024BBMA.....	54	EZ6030LBMA.....	53	EZ7224BFMA.....	54, 59
EZ4824CW.....	57	EZ6024BBMA.....	59	EZ6030LBML.....	53	EZ7224BFML.....	54, 59
EZ4824KB.....	57	EZ6024BBML.....	54, 59	EZ6030LC.....	48, 52	EZ7224CB.....	54
EZ4824KF.....	57	EZ6024BF.....	54, 59	EZ6030LCMA.....	52	EZ7224CBMA.....	54
EZ4824LB.....	53	EZ6024BFMA.....	54, 59	EZ6030LCML.....	52	EZ7224CBML.....	54
EZ4824LBMA.....	53	EZ6024BFML.....	54, 59	EZ6030LF.....	53	EZ7224CF.....	54
EZ4824LBML.....	53	EZ6024CB.....	54	EZ6030LFMA.....	53	EZ7224CFMA.....	54
EZ4824LC.....	52	EZ6024CBMA.....	54	EZ6030LFML.....	53	EZ7224CFML.....	54
EZ4824LCMA.....	52	EZ6024CBML.....	54	EZ6030LL.....	50, 52	EZ7224CW.....	57
EZ4824LCML.....	52	EZ6024CF.....	54	EZ6030LLMA.....	52	EZ7224FF.....	47, 54, 59
EZ4824LF.....	53	EZ6024CFMA.....	54	EZ6030LLML.....	52	EZ7224FFMA.....	54, 59
EZ4824LFMA.....	53	EZ6024CFML.....	54	EZ6030LS.....	52	EZ7224FFML.....	54, 59
EZ4824LFML.....	53	EZ6024CW.....	57	EZ6030LSMA.....	52	EZ7224KB.....	57
EZ4824LL.....	52	EZ6024FF.....	54, 59	EZ6030LSML.....	52	EZ7224KF.....	57
EZ4824LLMA.....	52	EZ6024FFMA.....	54, 59	EZ6030LW.....	57	EZ7224LB.....	46, 53, 58
EZ4824LLML.....	52	EZ6024FFML.....	54, 59	EZ6030SB.....	54	EZ7224LBMA.....	53, 58
EZ4824LR.....	56	EZ6024KB.....	57	EZ6030SBMA.....	54	EZ7224LBML.....	53, 58
EZ4824LRMA.....	56	EZ6024KF.....	57	EZ6030SBML.....	54	EZ7224LC.....	52, 58
EZ4824LRML.....	56	EZ6024LB.....	53, 58	EZ6030SF.....	54	EZ7224LCMA.....	52, 58
EZ4824LS.....	52	EZ6024LBMA.....	53, 58	EZ6030SFMA.....	54	EZ7224LCML.....	52, 58
EZ4824LSMA.....	52	EZ6024LBML.....	53, 58	EZ6030SFML.....	54	EZ7224LF.....	53, 58
EZ4824LSML.....	52	EZ6024LC.....	48, 52	EZ6030SBB.....	54	EZ7224LFMA.....	53, 58
EZ4824LW.....	57	EZ6024LC.....	58	EZ6030SBBMA.....	54	EZ7224LFML.....	53, 58
EZ4824RB.....	56	EZ6024LCMA.....	48, 52, 58	EZ6030SBBML.....	54	EZ7224LL.....	52, 58
EZ4824RBMA.....	47, 56	EZ6024LCML.....	52, 58	EZ6036BF.....	54	EZ7224LLMA.....	52, 58
EZ4824RBML.....	56	EZ6024LF.....	53, 58	EZ6036BFMA.....	54	EZ7224LLML.....	52, 58
EZ4824RF.....	56	EZ6024LFMA.....	53, 58	EZ6036BFML.....	54	EZ7224LS.....	52, 58
EZ4824RFMA.....	56	EZ6024LFML.....	53, 58	EZ6036CB.....	54	EZ7224LSMA.....	52, 58
EZ4824RFML.....	56	EZ6024LL.....	52, 58	EZ6036CBMA.....	54	EZ7224LSML.....	52, 58
EZ4824RR.....	56	EZ6024LLMA.....	52, 58	EZ6036CBML.....	54	EZ7224LW.....	57
EZ4824RRMA.....	56	EZ6024LLML.....	52	EZ6036CF.....	54	EZ7224SB.....	54, 58
EZ4824RRML.....	56	EZ6024LLML.....	58	EZ6036CFMA.....	54	EZ7224SBMA.....	54, 58
EZ4824RS.....	54	EZ6024LS.....	52, 58	EZ6036CFML.....	54	EZ7224SBML.....	54, 58
EZ4824SBMA.....	54	EZ6024LSMA.....	52, 58	EZ6036FF.....	54	EZ7224SF.....	54, 58

Office Suites  
Seating  
Tables  
Desks  
Meeting Essentials  
Personal Organization  
Ergonomics  
High Density Storage  
Storage & Filing  
Facilities  
Technology Furniture  
Art & Engineering



# Product Index

Office Suites  
 Seating  
 Tables  
 Desks  
 Meeting Essentials  
 Personal Organization  
 Ergonomics  
 High Density Storage  
 Storage & Filing  
 Facilities  
 Technology Furniture  
 Art & Engineering

Model No.	Page	Model No.	Page	Model No.	Page	Model No.	Page
EZ7224SFMA	54, 58	EZ7236LBMA	53	EZDCS	276	EZEP4830SML	53
EZ7224SFML	54, 58	EZ7236LBML	53	EZDEB10	79	EZEP6024B	53, 59
EZ7228	59, 68	EZ7236LC	52	EZDEB13	79	EZEP6024BMA	53, 59
EZ7228L	46, 59, 68	EZ7236LCMA	52	EZDEB16	79, 88	EZEP6024BML	53, 59
EZ7230BB	54	EZ7236LCML	52	EZDEB24	79	EZEP6024C	48, 52, 59
EZ7230BBMA	47, 54	EZ7236LF	53	EZDEB30	79	EZEP6024CMA	48, 52, 59
EZ7230BBML	54	EZ7236LFMA	53	EZDEB36	79, 88	EZEP6024CML	52, 59
EZ7230BF	54	EZ7236LFML	53	EZDLCK	62	EZEP6024F	53, 59
EZ7230BFMA	54	EZ7236LL	52	EZDM	276	EZEP6024FMA	53, 59
EZ7230BFML	54	EZ7236LLMA	52	EZDMS	276	EZEP6024FML	53, 59
EZ7230CB	54	EZ7236LLML	52	EZDO	276	EZEP6024L	52, 59
EZ7230CBMA	54	EZ7236LS	52	EZDP	276, 394	EZEP6024LMA	52, 59
EZ7230CBML	54	EZ7236LSMA	52	EZDR	276	EZEP6024LML	52, 59
EZ7230CF	54	EZ7236LSML	52	EZEC206	48, 76	EZEP6024S	53, 59
EZ7230CFMA	54	EZ7236SB	54	EZEP3624R	56	EZEP6024SMA	53, 59
EZ7230CFML	54	EZ7236SBMA	54	EZEP3624RMA	56	EZEP6024SML	53, 59
EZ7230CW	57	EZ7236SBML	54	EZEP3624RML	56	EZEP6030B	53
EZ7230FF	54	EZ7236SF	54	EZEP3630R	56	EZEP6030BMA	53
EZ7230FFMA	54	EZ7236SFMA	54	EZEP3630RMA	56	EZEP6030BML	53
EZ7230FFML	54	EZ7236SFML	54	EZEP3630RML	56	EZEP6030C	47, 52
EZ7230KB	57	EZAPP18	65, 66	EZEP4224R	56	EZEP6030CMA	48, 52
EZ7230KF	57	EZAPP24	65, 66	EZEP4224RMA	56	EZEP6030CML	52
EZ7230LB	53	EZAPP30	65, 66	EZEP4224RML	56	EZEP6030F	53
EZ7230LBMA	46	EZAPP36	65	EZEP4230R	56	EZEP6030FMA	53
EZ7230LBMA	46, 53	EZAPP42	65	EZEP4230RMA	56	EZEP6030FML	53
EZ7230LBML	53	EZAPP48	65	EZEP4230RML	56	EZEP6030L	52
EZ7230LC	52	EZAPP54	47, 48, 50, 65	EZEP4824B	53	EZEP6030LMA	52
EZ7230LCMA	52	EZAPP60	65	EZEP4824BMA	53	EZEP6030LML	52
EZ7230LCML	52	EZAPP66	65	EZEP4824BML	53	EZEP6030S	53
EZ7230LF	53	EZASP24	65	EZEP4824C	52	EZEP6030SMA	53
EZ7230LFMA	53	EZASP30	65	EZEP4824CMA	52	EZEP6030SML	53
EZ7230LFML	53	EZASP36	65	EZEP4824CML	52	EZEP6036B	53
EZ7230LL	52	EZASP42	65	EZEP4824F	53	EZEP6036BMA	53
EZ7230LLMA	52	EZASP48	65	EZEP4824FMA	53	EZEP6036BML	53
EZ7230LLML	52	EZASP54	65	EZEP4824FML	53	EZEP6036C	53
EZ7230LS	52	EZASP60	65	EZEP4824L	52	EZEP6036CMA	53
EZ7230LSMA	52	EZASP66	49	EZEP4824LMA	52	EZEP6036CML	53
EZ7230LSML	52	EZASP66	65	EZEP4824LML	52	EZEP6036F	53
EZ7230LW	57	EZBC2423	70	EZEP4824R	56	EZEP6036FMA	53
EZ7230SB	54	EZBC2434	70	EZEP4824RMA	56	EZEP6036FML	53
EZ7230SBMA	54	EZBC3023	48, 70	EZEP4824RML	56	EZEP6036L	52
EZ7230SBML	54	EZBC3034	70	EZEP4824S	53	EZEP6036LMA	52
EZ7230SF	54	EZBC3623	70	EZEP4824SMA	53	EZEP6036LML	52
EZ7230SFMA	54	EZBC3629	70	EZEP4824SML	53	EZEP6036S	53
EZ7230SFML	54	EZBC3634	70	EZEP4830B	53	EZEP6036SMA	53
EZ7236BB	54	EZBC3651	70	EZEP4830BMA	53	EZEP6036SML	53
EZ7236BBMA	46, 54	EZBC3662	70	EZEP4830BML	53	EZEP7224B	53, 59
EZ7236BBML	54	EZBRB	79	EZEP4830C	52	EZEP7224BMA	53, 59
EZ7236BF	54	EZBTC24	75	EZEP4830CMA	52	EZEP7224BML	53, 59
EZ7236BFMA	54	EZBTC30	75	EZEP4830CML	52	EZEP7224C	52, 59
EZ7236BFML	54	EZBTC36	75	EZEP4830F	53	EZEP7224CMA	52, 59
EZ7236CB	54	EZBTC42	75	EZEP4830FMA	53	EZEP7224CML	52, 59
EZ7236CBMA	54	EZBTL18	276	EZEP4830FML	53	EZEP7224F	53, 59
EZ7236CBML	54	EZBTL30	276	EZEP4830L	52	EZEP7224FMA	53, 59
EZ7236CF	54	EZCA24	73	EZEP4830LMA	52	EZEP7224FML	53, 59
EZ7236CFMA	54	EZCBK	67	EZEP4830LML	52	EZEP7224L	52, 59
EZ7236CFML	54	EZCRT	71	EZEP4830R	56	EZEP7224LMA	52, 59
EZ7236FF	54	EZCS	47, 73	EZEP4830RMA	56	EZEP7224LML	52, 59
EZ7236FFMA	54	EZDC	276	EZEP4830RML	56	EZEP7224S	53, 59
EZ7236FFML	54	EZDCK72	61	EZEP4830S	53	EZEP7224SMA	53, 59
EZ7236LB	53	EZDCK84	61	EZEP4830SMA	53	EZEP7224SML	53

Model No.	Page	Model No.	Page	Model No.	Page	Model No.	Page
EZEP7224SML	59	EZH48L	72	EZHR7224LSMA	47, 55	EZP6024D	49, 58
EZEP7230B	53	EZH60C	72	EZHR7224LSML	55	EZP6024S	58
EZEP7230BMA	53	EZH60F	72	EZHR7224LW	57	EZPM24BF	49, 50, 51, 71
EZEP7230BML	53	EZH60L	72	EZHR72245B	55	EZPP12	78
EZEP7230C	53	EZH72C	72	EZHR72245BMA	55	EZPWFP48	75
EZEP7230CMA	53	EZH72F	46, 47, 72	EZHR72245BML	55	EZPWFP60	75
EZEP7230CML	53	EZH72L	46, 72	EZHR72245F	55	EZPWFP72	75
EZEP7230F	53	EZH78C	72	EZHR72245FMA	55	EZPWFT	75
EZEP7230FMA	53	EZH78F	72	EZHR72245FML	55	EZPWSK48	75
EZEP7230FML	53	EZH78L	72	EZHR72245S	55	EZPWSK60	75
EZEP7230L	52	EZHL7224CW	57	EZHR72245SMA	55	EZPWSK72	75
EZEP7230LMA	52	EZHL7224KB	49, 57	EZHR72245SML	55	EZR48	64
EZEP7230LML	52	EZHL7224KF	57	EZHR76	50, 64	EZR52	64
EZEP7230S	53	EZHL7224LB	55	EZHR77	64	EZR53	64
EZEP7230SMA	53	EZHL7224LBMA	55	EZK1	275	EZR60	64
EZEP7230SML	53	EZHL7224LBML	55	EZK2	275	EZR64	50, 64
EZEP7236B	53	EZHL7224LC	55	EZKCC	275	EZR65	64
EZEP7236BMA	53	EZHL7224LCMA	55	EZKE1	275	EZR72	64
EZEP7236BML	53	EZHL7224LCML	55	EZKE2	275	EZR76	64
EZEP7236C	53	EZHL7224LF	55	EZLS48	60	EZR77	64
EZEP7236CMA	53	EZHL7224LFMA	55	EZLS48EC	61	EZSA24	72
EZEP7236CML	53	EZHL7224LFML	55	EZLS48ECH	61	EZSA24S	72
EZEP7236F	53	EZHL7224LL	49, 50, 55	EZLS48H	60	EZSA30	72
EZEP7236FMA	53	EZHL7224LLMA	55	EZLS54	60	EZSA30S	72
EZEP7236FML	53	EZHL7224LLML	55	EZLS54EC	61	EZSA36	72
EZEP7236L	52	EZHL7224LS	55	EZLS54ECH	61	EZSA36S	72
EZEP7236LMA	52	EZHL7224LSMA	46, 47, 55	EZLS54H	60	EZSC15	49, 50, 51, 67, 71
EZEP7236LML	52	EZHL7224LSML	55	EZLS60	60	EZSC15F3	67, 71
EZEP7236S	53	EZHL7224LW	57	EZLS60EC	61	EZSC24	67
EZEP7236SMA	53	EZHL7224SB	55	EZLS60ECH	61	EZSC30	67
EZEP7236SML	53	EZHL7224SBMA	55	EZLS60H	60	EZSC36	67
EZETP10K	76	EZHL7224SBML	55	EZLSCK	61	EZSC42	67
EZETP1K	76	EZHL7224SF	55	EZMAP16	66	EZSC48	67
EZETP2K	76	EZHL7224SFMA	55	EZMAP22	66	EZSCK	61, 142
EZETP3K	76	EZHL7224SFML	55	EZMAP28	66	EZSCK4	61, 86
EZETP4K	76	EZHL7224SS	55	EZMK	71	EZSCL37	63
EZETP5K	76	EZHL7224SSMA	55	EZMLP16	66	EZSH4824	60
EZETP6K	76	EZHL7224SSML	55	EZMLP22	66	EZSH4824EC	60
EZETP7K	76	EZHR48	64	EZMLP28	66	EZSH4824ECH	60
EZETP8K	76	EZHR52	64	EZMR	61, 87	EZSH4824H	60
EZETP9K	76	EZHR53	64	EZOT2448	62	EZSH4830	60
EZFC18	50, 64	EZHR60	64	EZOT2448E	62	EZSH4830EC	60
EZGA	61, 87	EZHR64	64	EZOT2448EH	62	EZSH4830ECH	60
EZH24	51, 72	EZHR65	64	EZOT2448H	51, 62	EZSH4830H	60
EZH24S	72	EZHR72	64	EZOT3060	62	EZSH6024	60
EZH30	51, 72	EZHR7224CW	57	EZOT3060E	62	EZSH6024EC	60
EZH30C	72	EZHR7224KB	49, 57	EZOT3060EH	62	EZSH6024ECH	60
EZH30F	49, 72	EZHR7224KF	57	EZOT3060H	62	EZSH6024H	60
EZH30L	72	EZHR7224LB	55	EZOTCONN	51, 63	EZSH6030	60
EZH30S	49, 72	EZHR7224LBMA	55	EZOTE48	62	EZSH6030EC	60
EZH36	72	EZHR7224LBML	55	EZOTE60	62	EZSH6030ECH	60
EZH36C	72	EZHR7224LC	55	EZP24	70	EZSH6030H	60
EZH36F	49, 50	EZHR7224LCMA	55	EZP24BBF	70	EZSH6036	60
EZH36F	72	EZHR7224LCML	55	EZP24FF	70	EZSH6036EC	60
EZH36L	72	EZHR7224LF	55	EZP30	70	EZSH6036ECH	60
EZH36S	72	EZHR7224LFMA	55	EZP30BBF	48, 70	EZSH6036EM	60
EZH42C	72	EZHR7224LFML	55	EZP30FF	70	EZSH6036EMH	60
EZH42F	72	EZHR7224LL	49, 50, 55	EZP36	70	EZSH6036H	60
EZH42L	72	EZHR7224LLMA	47, 55	EZP36BBF	70	EZSH7224	60
EZH48C	72	EZHR7224LLML	55	EZP36FF	70	EZSH7224EC	60
EZH48F	72	EZHR7224LS	55	EZP6024	51, 58	EZSH7224ECH	60

Office Suites  
Seating  
Tables  
Desks  
Meeting Essentials  
Personal Organization  
Ergonomics  
High Density Storage  
Storage & Filing  
Facilities  
Technology Furniture  
Art & Engineering

# Product Index

Office Suites  
Seating  
Tables  
Desks  
Meeting Essentials  
Personal Organization  
Ergonomics  
High Density Storage  
Storage & Filing  
Facilities  
Technology Furniture  
Art & Engineering

Model No.	Page	Model No.	Page	Model No.	Page	Model No.	Page
EZSH7224H	60	EZTKB16	79, 88	EZTP5418P	66	EZWTC62	46
EZSH7230	60	EZTKB16P	88	EZTP6012	66	EZWTC62	69
EZSH7230EC	60	EZTKB24	79	EZTP6012P	66	EZZDPP1218	231
EZSH7230ECH	60	EZTKB30	79	EZTP6018	66	EZZDPP1224	231
EZSH7230H	60	EZTKB36	79, 88	EZTP6018P	66	EZZDPP1230	231
EZSH7236	60	EZTKB36P	88	EZTP6612	66	EZZDPP1236	231
EZSH7236EC	60	EZTL60CW	57	EZTP6612P	66	EZZDPP1242	231
EZSH7236ECH	60	EZTL60LC	55	EZTP6618	66	EZZDPP1248	231
EZSH7236EM	60	EZTL60LCMA	55	EZTP6618P	66	EZZDPP1254	231
EZSH7236EMH	60	EZTL60LCML	55	EZTR60CW	57	EZZDPP1260	231
EZSH7236H	60	EZTL60LL	51, 55	EZTR60LC	55	EZZDPP1266	231
EZSH8424	60	EZTL60LLMA	55	EZTR60LCMA	55	EZZDPP1272	231
EZSH8424EC	60	EZTL60LLML	55	EZTR60LCML	55	EZZDPP1518	231
EZSH8424ECH	60	EZTL60LS	55	EZTR60LL	51, 55	EZZDPP1524	231
EZSH8424H	60	EZTL60LSMA	55	EZTR60LLMA	55	EZZDPP1530	231
EZSH8430	60	EZTL60LSML	55	EZTR60LLML	55	EZZDPP1536	231
EZSH8430EC	60	EZTL60LW	51, 57	EZTR60LS	55	EZZDPP1542	231
EZSH8430ECH	60	EZTL60SS	55	EZTR60LSMA	55	EZZDPP1548	231
EZSH8430H	60	EZTL60SSMA	55	EZTR60LSML	55	EZZDPP1554	231
EZSH8436	60	EZTL60SSML	55	EZTR60LW	51, 57	EZZDPP1560	231
EZSH8436EC	60	EZTL72CW	57	EZTR60SS	55	EZZDPP1566	231
EZSH8436ECH	60	EZTL72LC	55	EZTR60SSMA	55	EZZDPP1572	231
EZSH8436EM	60	EZTL72LCMA	55	EZTR60SSML	55	EZZSPP1218	231
EZSH8436EMH	60	EZTL72LCML	55	EZTR72CW	57	EZZSPP1224	231
EZSH8436H	60	EZTL72LL	55	EZTR72LC	55	EZZSPP1230	231
EZSM18H	46, 47, 73	EZTL72LLMA	55	EZTR72LCMA	55	EZZSPP1236	231
EZSM18V	46, 73	EZTL72LLML	55	EZTR72LCML	55	EZZSPP1242	231
EZT3019	69	EZTL72LS	55	EZTR72LL	55	EZZSPP1248	231
EZT3019H	69	EZTL72LSMA	55	EZTR72LLMA	55	EZZSPP1254	231
EZT3619	69	EZTL72LSML	55	EZTR72LLML	55	EZZSPP1260	231
EZT3619H	69	EZTL72LW	57	EZTR72LS	55	EZZSPP1266	231
EZT6019	69	EZTL72SS	55	EZTR72LSMA	55	EZZSPP1272	231
EZT6019H	69	EZTL72SSMA	55	EZTR72LSML	55	EZZSPP1518	231
EZT7219	69	EZTL72SSML	55	EZTR72LW	57	EZZSPP1524	231
EZT7219H	69	EZTM30	79	EZTR72SS	55	EZZSPP1530	231
EZT9619	69	EZTM42	46	EZTR72SSMA	55	EZZSPP1536	231
EZT9619H	69	EZTM42	47, 79	EZTR72SSML	55	EZZSPP1542	231
EZTB24HA	48, 74	EZTM48	79	EZTRIM	88	EZZSPP1548	231
EZTB24HS	74	EZTP2412	66	EZTRIMD	88	EZZSPP1554	231
EZTB24PS	74	EZTP2412P	66	EZTTM	233	EZZSPP1560	231
EZTB30HA	74	EZTP2418	66	EZTTM	83	EZZSPP1566	231
EZTB30HS	74	EZTP2418P	66	EZTW48HA	75	EZZSPP1572	231
EZTB30PS	48	EZTP3012	66	EZTW48HS	75	F09DV24	292
EZTB30PS	74	EZTP3012P	66	EZTW48PS	75	F09DV6	292
EZTB36HA	74	EZTP3018	66	EZTW60HA	51, 75	F12DV24	292
EZTB36HS	74	EZTP3018P	66	EZTW60HS	51, 75	F12DV6	292, 315
EZTB36PS	74	EZTP3612	66	EZTW60PS	75	F15DV24	292
EZTB42HA	74	EZTP3612P	66	EZTW72HA	49, 75	F15DV6	292, 315
EZTB42HS	74	EZTP3618	66	EZTW72HS	49, 75	F15SRA	292
EZTB42PS	74	EZTP3618P	66	EZTW72PS	75	F18SRA	292, 301
EZTB48HA	51, 63, 74	EZTP4212	66	EZVCL	78	F24SRA	292
EZTB48HS	48, 51, 63, 74	EZTP4212P	66	EZWC17	66	F30SRA	292
EZTB48PS	63, 74	EZTP4218	66	EZWC23	66	F36SRA	292, 301
EZTB60HA	50, 51, 63, 74	EZTP4218P	66	EZWC29	66	F740	31, 142, 233
EZTB60HS	50, 51, 63, 74	EZTP4812	66	EZWC6	78	F740POW	78
EZTB60PS	47, 48, 63, 74	EZTP4812P	66	EZWT1562	69	F740POWB	230
EZTB72HA	49, 50, 74	EZTP4818	66	EZWT51	69	F740POWW	230
EZTB72HS	49, 50, 74	EZTP4818P	66	EZWT51R	69	F740USB	78
EZTB72PS	74	EZTP5412	66	EZWT62	46, 47, 69	F740USBB	230
EZTKB10	79	EZTP5412P	66	EZWT62R	69	F740USBW	230
EZTKB13	79	EZTP5418	66	EZWTC51	69	F890	233

Model No.	Page	Model No.	Page	Model No.	Page	Model No.	Page
FAF-1000.....	240	FH3632 .....	307	FT2448H3NTPS .....	209	HLT423 .....	34, 323
FCT-78-A-S-BK .....	204	FH36322 .....	307	FT3048H3NTPS .....	209	HLT424 .....	34, 323
FCT-94-A-S-BK .....	204	FH3643 .....	307	FTB36.....	108	HLT425 .....	34, 323
FDL-1000 .....	240	FH36433 .....	307	FTB48.....	108	HLTDV10 .....	34, 323
FF521 .....	318	FH3672H3NTPS .....	209	FTB63.....	120	HLTFBR4 .....	34, 323
FF5211 .....	318	FH4221 .....	307	FTB68.....	108	HMKEY.....	34, 323
FF5211K.....	318	FH42211 .....	307	FTB72.....	120	HR1848H3NTP .....	211
FF521K.....	318	FH4232 .....	307	FTB72.....	130	HR1860H3NTP .....	211
FF532 .....	318	FH42322 .....	307	FWB-1000-BK.....	164	HR1872H3NTP .....	211
FF5322 .....	318	FH4243 .....	307	FWCAST .....	88, 208, 212	HR2436H3NTP .....	211
FF5322K .....	318	FH42433 .....	307	FWM-1000 .....	240	HR2442H3NTP .....	211
FF532K .....	318	FH4821 .....	307	FWS-1000-BK .....	164	HR2448H3NTP .....	211
FF543 .....	318	FH48211 .....	307	GLCHAIR4 .....	160, 167	HR2454H3NTP .....	211
FF5433 .....	318	FH4832 .....	307	GMT1 .....	142	HR2460H3NTP .....	211
FF5433K.....	318	FH48322 .....	307	GMT2.....	142	HR2466H3NTP .....	211
FF543K.....	318	FH4843 .....	307	GS1101 .....	166	HR2472H3NTP .....	211
FF621 .....	318	FH48433 .....	307	GS1102 .....	166	HR3036H3NTP .....	211
FF6211 .....	318	FHAK .....	305	GS1103 .....	166	HR3042H3NTP .....	211
FF6211K .....	318	FIB-1000 .....	240	GS11COM .....	166	HR3048H3NTP .....	211
FF621K .....	318	FKB-1000-BK.....	164	GS11SVRBLK.....	166	HR3054H3NTP .....	211
FF632 .....	318	FKS-1000-BK.....	164	GS2201 .....	166	HR3060H3NTP .....	211
FF6322 .....	318	FLT-1000-BK-BK .....	164	GS2202 .....	166	HR3066H3NTP .....	211
FF6322K .....	318	FLT-1000-BK-NB .....	164	GS2203 .....	166	HR3072H3NTP .....	211
FF632K .....	318	FMOD36.....	208, 212	GS22COM .....	166	HR3648H3NTP .....	211
FF643 .....	318	FMOD42.....	208, 212	GS22GRYGRY .....	166	HR3660H3NTP .....	211
FF6433 .....	318	FMOD48.....	208, 212	GS22SVRBLK .....	166	HR3672H3NTP .....	211
FF6433K.....	318	FMOD54.....	208, 212	GS3301 .....	166	HT2448H3NTP.....	211
FF643K.....	318	FMOD60.....	208, 212	GS3302 .....	166	HT3048H3NTP.....	211
FF721 .....	318	FMOD66.....	208, 212	GS3303 .....	166	KB3312D.....	321
FF7211 .....	318	FMOD72.....	208, 212	GS33COM .....	166	KB3312E .....	321
FF7211K.....	318	FPA6P.....	295	GS33GRYGRY .....	166	KM1W.....	250
FF721K.....	318	FPALOCK .....	295	GS33SVRBLK.....	166	KSX1SBLK .....	184
FF732 .....	318	FPALOCKA.....	295	HACK .....	251	KTS1SGBLK .....	160
FF7322 .....	318	FPALOCKB.....	295	HADC .....	251	KTS2SGBLK .....	160
FF7322K.....	318	FPALOCKC.....	295	HAMMC .....	251	KTS3SGBLK .....	160
FF732K.....	318	FPALOCKD.....	295	HAPC.....	251	KTX1SBLK .....	160
FF743 .....	318	FPD2M .....	408	HB24DH3P .....	214	KTX2SBLK .....	160
FF7433 .....	318	FPD2TW .....	395	HB24SH3P .....	214	KTX3SBLK .....	160
FF7433K .....	318	FR1848H3NTPS .....	209	HB30DH3P .....	214	LATH36521 .....	323
FF743K.....	318	FR1860H3NTPS .....	209	HB30SH3P .....	214	LATH365211 .....	323
FFB-1000-BK .....	164	FR1872H3NTPS .....	209	HB36DH3P .....	214	LATH36532 .....	323
FFB-2000-BK.....	164	FR2436H3NTPS .....	209	HB36SH3P .....	214	LATH365322 .....	323
FFD.....	318	FR2442H3NTPS .....	209	HB42DH3P .....	214	LATH36543 .....	323
FFD5.....	318	FR2448H3NTPS .....	209	HB42SH3P .....	214	LATH365433 .....	323
FFD5K .....	318	FR2454H3NTPS .....	209	HD24DH3P .....	214	LATH42521 .....	323
FFD6.....	318	FR2460H3NTPS .....	209	HD24SH3P .....	214	LATH425211 .....	323
FFD6K .....	318	FR2466H3NTPS .....	209	HD30DH3P .....	214	LATH42532 .....	323
FFD7.....	318	FR2472H3NTPS .....	209	HD30SH3P .....	214	LATH425322 .....	323
FFD7K .....	318	FR3036H3NTPS .....	209	HD36DH3P.....	214	LATH42543 .....	323
FFDMK .....	318	FR3042H3NTPS .....	209	HD36SH3P.....	214	LATH425433 .....	323
FFN5 .....	318	FR3048H3NTPS .....	209	HD42DH3P.....	214	LBN-1000.....	241
FFN6 .....	318	FR3054H3NTPS .....	209	HD42SH3P.....	214	LBN-2000-BK-BK-NB.....	241
FFN7 .....	318	FR3060H3NTPS .....	209	HLT302 .....	34, 323	LBN-5000.....	241
FFR-1000.....	164	FR3066H3NTPS .....	209	HLT303 .....	34, 323	LBN-5500-BK-BK-NB.....	241
FFR-1000.....	277	FR3072H3NTPS .....	209	HLT304 .....	34, 323	LBN-6000 .....	241
FFS-1000-BK .....	164	FR3648H3NTPS .....	209	HLT305 .....	34, 323	LBN-6500-BK-BK-NB.....	241
FFS-2000-BK .....	164	FR3660H3NTPS .....	209	HLT362 .....	34, 323	LC1010.....	322
FH2448H3NTPS.....	209	FR3672H3NTPS .....	209	HLT363 .....	34, 323	LC24HT .....	226
FH3060H3NTPS.....	209	FSD-1000-BK.....	241	HLT364 .....	34, 323	LC24T.....	226
FH3621 .....	307	FSD-5000-BK.....	241	HLT365 .....	34, 323	LC42DH3P.....	215
FH36211 .....	307	FSD-6000-BK.....	241	HLT422 .....	34, 323	LC42SH3P .....	215

Office Suites  
Seating  
Tables  
Desks  
Meeting Essentials  
Personal Organization  
Ergonomics  
High Density Storage  
Storage & Filing  
Facilities  
Technology Furniture  
Art & Engineering

# Product Index

Office Suites  
Seating  
Tables  
Desks  
Meeting Essentials  
Personal Organization  
Ergonomics  
High Density Storage  
Storage & Filing  
Facilities  
Technology Furniture  
Art & Engineering

Model No.	Page	Model No.	Page	Model No.	Page	Model No.	Page
LC48DH3P	215	LD1BASE	80	LD36BASE	81	LE30DH3P	215
LC48SH3P	215	LD1H	80	LD36H	81	LE30SH3P	215
LCCMAY	184	LD1S	82	LD3BASE	80	LE36DH3P	215
LD1	80	LD1SBASE	82	LD3H	80	LE36SH3P	215
LD10	80	LD1SH	82	LD3S	82	LET-1000-BK	240
LD10BASE	80	LD2	80	LD3SBASE	82	LF1848HT	226
LD10H	80	LD20	80	LD3SH	82	LF1848T	226
LD10S	82	LD20BASE	80	LD4	80	LF1860HT	226
LD10SBASE	82	LD20H	80	LD4BASE	80	LF1860T	226
LD10SH	82	LD21	80	LD4H	80	LF1872HT	226
LD11	80	LD21BASE	80	LD4S	82	LF1872T	226
LD11BASE	80	LD21H	80	LD4SBASE	82	LF2448HT	226
LD11H	80	LD22	80	LD4SH	82	LF2448T	226
LD11S	82	LD22BASE	80	LD5	80	LF2460HT	226
LD11SBASE	82	LD22H	80	LD5BASE	80	LF2460T	226, 227
LD11SH	82	LD23	80	LD5H	80	LF2472HT	226
LD12	80	LD23BASE	80	LD5S	82	LF2472T	226
LD12BASE	80	LD23H	80	LD5SBASE	82	LP24HT	226
LD12H	80	LD24	80	LD5SH	82	LP24T	226
LD12S	82	LD24BASE	80	LD6	80	LSB-1000-BK	240
LD12SBASE	82	LD24H	80	LD6BASE	80	LSB-5000-BK	240
LD12SH	82	LD25	81	LD6H	80	LT24HT	226
LD13	80	LD25BASE	81	LD6S	82	LT24T	226, 227
LD13BASE	80	LD25H	81	LD6SBASE	82	M103CSCR	205
LD13H	80	LD26	81	LD6SH	82	M103RSCR	205
LD13S	82	LD26BASE	81	LD7	80	M103XSCR	205
LD13SBASE	82	LD26H	81	LD7BASE	80	M104CSCR	205
LD13SH	82	LD27	81	LD7H	80	M104SSCR	205
LD14	80	LD27BASE	81	LD7S	82	M106CSCR	205
LD14BASE	80	LD27H	81	LD7SBASE	82	M106RSCR	205
LD14H	80	LD28	81	LD7SH	82	M1848HT	222
LD14S	82	LD28BASE	81	LD8	80	M1848T	222
LD14SBASE	82	LD28H	81	LD8BASE	80	M1860HT	222
LD14SH	82	LD29	81	LD8H	80	M1860T	222
LD15	80	LD29BASE	81	LD8S	82	M1872HT	222
LD15BASE	80	LD29H	81	LD8SBASE	82	M1872T	222
LD15H	80	LD2BASE	80	LD8SH	82	M18HT	222
LD15S	82	LD2H	80	LD9	80	M18T	222
LD15SBASE	82	LD2S	82	LD9BASE	80	M2448HT	222
LD15SH	82	LD2SBASE	82	LD9H	80	M2448T	222
LD16	80	LD25H	82	LD9S	82	M2460HK	223
LD16BASE	80	LD3	80	LD9SBASE	82	M2460HK	223
LD16H	80	LD30	81	LD9SH	82	M2460HK	223
LD16S	82	LD30BASE	81	LD9S	82	M2460HT	222
LD16SBASE	82	LD30H	81	LD9SH	82	M2460T	222
LD16SH	82	LD31	81	LD9S	82	M2472HT	222
LD17	80	LD31BASE	81	LD9S	82	M2472T	222
LD17BASE	80	LD31H	81	LD9S	82	M24HK	223
LD17H	80	LD32	81	LD9S	82	M24HK	223
LD17S	82	LD32BASE	81	LD9S	82	M24HT	222
LD17SBASE	82	LD32H	81	LD9S	82	M24HT	222
LD17SH	82	LD33	81	LD9S	82	M24T	222
LD18	80	LD33BASE	81	LD9S	82	M24T	222
LD18BASE	80	LD33H	81	LD9S	82	M3048HT	222
LD18H	80	LD34	81	LD9S	82	M3048T	222
LD18S	82	LD34BASE	81	LD9S	82	M3060HT	222
LD18SBASE	82	LD34H	81	LD9S	82	M3060T	222
LD18SH	82	LD35	81	LD9S	82	M3072HT	222
LD19	80	LD35BASE	81	LD9S	82	M3072T	222
LD19BASE	80	LD35H	81	LD9S	82	M30HT	222
LD19H	80	LD36	81	LD9S	82	M30T	222

Model No.	Page	Model No.	Page	Model No.	Page	Model No.	Page
MB74ADA	85	MCTDB3672ESP	107	MNDS72LDC	101	MPFF28ESP	105, 109
MB74ADS	85	MCTDB4896ESP	107	MNDS72TBS	93	MPT3672ESP	103, 110
MB74AOP	85	MCU243636ESP	103, 110	MNDSHA63	96	MR1	115
MB74AOP	91	MCUB6ESP	110	MNDSHA72LDC	96	MR10	118
MB74AOS	85	MDK3066ESP	103	MNEXTLLDC	97, 98, 99	MR2	115
MB74SDA	85	MDK3672ESP	103, 109	MNEXTLTBS	92	MR3	116
MB74SDS	85	MDKS3066ESP	103	MNEXTRLDC	97, 98, 99, 100	MR3601	304
MB74SOP	85	MDKS3672ESP	103	MNEXTRTBS	92	MR3602	304
MB74SOP	91	MDPK3672ESP	109	MNFFLDC	94, 100, 101, 102	MR3603	304
MB74SOP	91	MDV	305	MNH63LDC	99, 100, 101, 102	MR4	116
MB74SOS	85	MEL6ESP	110	MNH63TBS	93	MR4201	304
MB74SOS	91	MELB5ESP	109	MNH72LDC	99, 100, 101	MR4202	304
MBC3629ESP	106	MEU2ESP	110	MNH72TBS	93	MR4203	304
MBC3642ESP	106	MEU3ESP	109	MNPBLDC	95	MR42RSD	114
MBC3668ESP	106	MEUB1ESP	109	MNPOLDC	99, 100, 101, 102	MR4801	304
MBR2448ESP	104	MEUB4ESP	110	MNRBFLDC	95	MR4802	304
MBR2448ESP	109	MFD36	303	MNRFFLDC	95	MR4803	304
MBR2448ESP	109	MFD4	303	MNRSBFLDC	95	MR48RSDD	114
MBR2448ESP	110	MFD42	303	MNRSBFLDC	95	MR5	117
MBR2448ESP	110	MFD48	303	MNRSBFLDC	95	MR6	117
MBTBK	86	MGDCLDC	101	MNRSBFLDC	95	MR7ESP	117
MC24HT	222	MGDCLDC	94	MNRSLDC	95	MR8	118
MC24T	222	MHDC2072ESP	104	MNRTLGS	93	MR9	118
MC363030	375	MHDC3620ESP	104	MNRTPLDC	97, 98, 99	MRBS3SDD	113, 115, 117, 118
MC363030D	375	MHUD3970ESP	106	MNRTPLTBS	92	MRBS5SDD	113, 117
MC363030DH	375	MHUG3970ESP	106	MNRTPLDC	97, 98	MRCBB6620	111
MC363030H	375	MHUG3970ESP	109	MNRTPLTBS	92	MRCBB7220	111
MC363630	375	MHUG3970ESP	110	MNT10LDC	98	MRCBF6620	111
MC363630D	375	MIXX VINYL	351	MNT15LDC	98	MRCBF7220	111
MC363630DH	375	MLF23624ESP	105	MNT16LDC	99	MRCFF6620	111
MC363630H	375	MLFU23624ESP	104	MNT29LDC	99	MRCFF6620	116
MC483030	375	MLFUT23624ESP	104	MNT2LDC	97	MRCFF6620	117
MC483030D	375	MLTESP	107	MNT30LDC	99	MRCFF7220	111, 118
MC483030DH	375	MNBFLDC	94, 99, 100, 101, 102	MNT31LDC	99	MRCFTSDD	114
MC483030H	375	MNBDGH2LDC	101, 102	MNT32LDC	100	MRCB8SDD	114
MC483630	375	MNBDGH2LGS	93	MNT33LDC	100	MRC8SDD	114
MC483630D	375	MNBDGH3LDC	102	MNT35LDC	100	MRD362	305
MC483630DH	375	MNBDGH3LGS	93	MNT37LDC	100	MRD422	305
MC483630H	375	MNBDGLDC	101	MNT39LGS	101	MRD482	305
MC603030	375	MNBDGLGS	93	MNT41LDC	101	MRDBB6630	111
MC603030D	375	MNBDGLLDC	99, 100	MNT42LDC	101	MRDBB6636	111
MC603030DH	375	MNBDGLTBS	92	MNT43H2LGS	101	MRDBB7230	111
MC603030H	375	MNBDGRLDC	99	MNT45H2LGS	102	MRDBB7236	111
MC603630	375	MNBDGRTBS	92	MNT47H3LGS	102	MRDBF6630	111
MC603630D	375	MNC10LDC	95	MNT48H3LGS	102	MRDBF6636	111
MC603630DH	375	MNC12LDC	95	MNT4LDC	97	MRDBF7230	111, 117
MC603630H	375	MNC14LDC	95	MNT51HLDC	96	MRDBF7236	111
MC723030	375	MNC8LDC	95	MNT52HLDC	96	MRDFF6630	111
MC723030D	375	MNCNZ63LDC	99, 100, 101, 102	MNT6LDC	97	MRDFF6636	111, 116, 117
MC723030DH	375	MNCNZ63TBS	92	MNT8LGS	97	MRDFF7230	111
MC723030H	375	MNCNZ72LDC	99, 100, 101	MNT9LDC	98	MRDFF7236	111, 117, 118
MC723630	375	MNCNZ72TBS	92	MOD48	229	MRETSDD	114
MC723630D	375	MNCR48LDC	95	MOD60	229	MRF362	304
MC723630DH	375	MND63LDC	97, 99, 100	MOD72	229	MRF422	304
MC723630H	375	MND63TBS	92	MODTT	229	MRF482	304
MCM	304	MND72LDC	97, 98, 99, 100	MOS36	306	MRGDC	113, 118
MCM361	304	MND72TBS	92	MOS42	306	MRH10	114
MCM421	304	MNDHA63LDC	96	MOS48	306	MRH12	114
MCM481	304	MNDHA72LDC	96	MPBBF22ESP	105, 109, 110	MRH14	114
MCR2466ESP	104	MNDS63LDC	101, 102	MPBBF28ESP	105, 109	MRH16	114
MCR2472ESP	104, 109, 110	MNDS63TBS	93	MPFF22ESP	105, 109, 110	MRHG66	113

Office Suites  
Seating  
Tables  
Desks  
Meeting  
Essentials  
Personal  
Organization  
Ergonomics  
High Density  
Storage  
Storage & Filing  
Facilities  
Technology  
Furniture  
Art & Engineering

# Product Index

Office Suites  
 Seating  
 Tables  
 Desks  
 Meeting Essentials  
 Personal Organization  
 Ergonomics  
 High Density Storage  
 Storage & Filing  
 Facilities  
 Technology Furniture  
 Art & Engineering

Model No.	Page	Model No.	Page	Model No.	Page	Model No.	Page
MRHG72	113, 115, 117, 118	MSCLDC	94, 101	NRSLBA	122	PD30S	398
MRHTGD66SDD	113	MSP1	304	NRSLBB	122	PD36BN	398
MRHTGD72SDD	113	MSP2	304	NRSLBF	122	PD36BN3	398
MRHTWD66SDD	113	MSPV	304, 311	NRSLFF	122	PD36C	398
MRHTWD72SDD	113	MT2454HT	222	NRTNA	122	PD36EN	398
MRHW66	113, 116, 117	MT2454T	222	NRTPL	119, 124, 125	PD36EN3	398
MRHW72	113, 118	MTD63LGS	93	NRTPR	119, 124, 125	PD36HN	398
MRLBF6630	112	MTD72TBS	93	NT11	125	PD36HN3	398, 402
MRLBF6636	112	MVB5LDC	94	NT15	125	PD36S	398
MRLBF7230	112	MVBQ2LDC	94, 98	NT17	125	PD4	402
MRLBF7236	112	MVLCDC	94, 97, 98, 99	NT1	124	PH20SF	393
MRLF36	113, 115, 116, 117, 118	MVFLDC	94, 98, 99	NT20	125	PH20SM	83, 393
MRLFF6630	112	MW120BK	85	NT29	126	PH20SW	393
MRLFF6636	112	MW120BKS	85	NT32	126	PM20	78, 142, 233
MRLFF7230	112	MW42ADA	84	NT33	126	PM33	95, 233
MRLFF7236	112	MW42ADS	84, 89	NT37	126	PM33SLV	78, 114, 142
MRLWCGD	113, 118	MW42AOP	84, 89, 90	NT3	124	PMR22	142
MRLWCWD	113, 118	MW42AOS	84, 90	NT5	124	PMR30	142
MRP362	305	MW42SDA	84	NT64	127	PR1848HTNTP	213
MRP422	305	MW42SDS	84	NT65	127	PR1860HTNTP	213
MRP482	305	MW42SOP	84, 90	NT66	127	PR1872HTNTP	213
MRPM3BLK	114	MW42SOS	84	NT9	124	PR2436HTNTP	213
MRPMBLK	111, 112	MW84ADA	84	NTR	206	PR2442HTNTP	213
MRRD78	114	MW84ADS	84	NTS	206	PR2448HTNTP	213
MRRD90	114	MW84AOP	84	P3018HT	222, 224, 226, 228	PR2454HTNTP	213
MRRT2448ESP	107	MW84AOS	84	P3018T	222, 224, 226, 228	PR2460HTNTP	213
MRS10	114	MW84SDA	84, 89	P3024HK	223	PR2466HTNTP	213
MRS12	114	MW84SDS	84	P3024HT	222, 224, 226, 228	PR2472HTNTP	213
MRS14	114	MW84SOP	84, 89, 90	P3024T	222, 224, 225, 226, 227, 228	PR3036HTNTP	213
MRS16	114	MW84SOS	84, 90	P3030HT	222, 224, 228	PR3048HTNTP	213
MRS36	303	MW90BK	85	P3030T	222, 224, 228	PR3054HTNTP	213
MRS42	303	MW90BKS	85	P6018HT	222, 224, 226, 228	PR3060HTNTP	213
MRS48	303	MWD	303	P6018T	222, 224, 226, 228	PR3066HTNTP	213
MRS7278ESP	107	MWD3624ESP	106	P6024HT	222, 224, 226, 228	PR3072HTNTP	213
MRSBBESP	107	NBBF	120, 126, 127	P6024T	222, 224, 226, 228	PR3648HTNTP	213
MRSBFESP	107	NBDGL	119, 126	P6030HT	222, 224, 228	PR3660HTNTP	213
MRSCCT36	113, 115, 116	NBDGR	119, 126, 127	P6030T	222, 224, 228	PR3672HTNTP	213
MRSRBBESP	107	NC10	123	P9018HT	222, 224, 226, 228	PRA4818HT	228
MRSRBFESP	107	NC12	123	P9018T	222, 224, 226, 228	PRA4818T	228
MRSTGLASS	107	NC14	123	P9024HT	222, 224, 226, 228	PRA4824HT	228
MRT2448ESP	104, 109, 110	NC18	123	P9024T	222, 224, 226, 228	PRA4824T	228
MRTDB42ESP	107	NC20	123	P9030HT	222, 224, 228	PRA4830HT	228
MRUBF6630	112	NC24	123	P9030T	222, 224, 228	PRA4830T	228
MRUBF6636	112	NC26	123	PD1	402	PRA6018HT	228
MRUBF7230	112	NC30	123	PD2	402	PRA6018T	228
MRUBF7236	112, 115	NC6	123	PD24BN	398	PRA6024HT	228
MRUFF6630	112	NC8	123	PD24BN3	398	PRA6024T	228
MRUFF6636	112, 116	NCD	120, 124, 125, 126, 127	PD24C	398	PRA6024T	229
MRUFF7230	112	NCNZ63	119, 126, 127	PD24EN	398	PRA6030HT	228
MRUFF7236	112, 115	NCNZ72	119, 126, 127	PD24EN3	398	PRA6030T	228
MRWBSDD	114	NCR48	123	PD24HN	398, 402	PRA7218HT	228
MRWDC	113	ND63	119, 124, 126, 127	PD24HN3	398	PRA7218T	228
MS3601	303	ND72	119, 124, 125, 126, 127	PD24S	398	PRA7224HT	228
MS3602	303	NEXTL	119, 124, 125, 126, 127	PD3	402	PRA7224T	228
MS3603	303	NEXTR	119, 124, 126	PD30BN	398	PRA7230HT	228
MS4201	303	NFF	120, 126, 127	PD30BN3	398	PRA7230T	228
MS4202	303	NH63	120, 126, 127	PD30C	398	PRBLK	177
MS4203	303	NH72	120, 126, 127	PD30EN	398	PRS4818HT	228
MS4801	303	NRSBB	122	PD30EN3	398	PRS4818T	228
MS4802	303	NRSBF	122	PD30HN	398, 402	PRS4824HT	228
MS4803	303	NRS	122	PD30HN3	398	PRS4824T	228

Model No.	Page	Model No.	Page	Model No.	Page	Model No.	Page
PRS4830HT	228	R73RPN	232	SC2441CPL	361	SC4824E	359
PRS4830T	228	R73VP	232	SC2441E	358	SC4824EP	359
PRS6018HT	228	R73VPN	232	SC2441EH	361, 378	SC4824G	359
PRS6018T	228	R84BP	232	SC2441EL	361	SC4833CP	359
PRS6024HT	228	R84BPN	232	SC2441EP	358	SC4833CPL	362
PRS6024T	228	R84RP	232	SC2441EPH	361	SC4833E	359
PRS6024T	229	R84RPN	232	SC2441EPL	361	SC4833EL	362
PRS6024T	229	R84VP	232	SC2441G	358	SC4833EP	359
PRS6030HT	228	R84VPN	232	SC2441GH	361	SC4833EPL	362
PRS6030T	228	R94BP	232	SC2441GL	361	SC4833G	359
PRS7218HT	228	R94BPN	232	SC2448CP	358	SC4833GL	362
PRS7218T	228	R94RP	232	SC2448CPH	361	SC4841CP	359
PRS7224HT	228	R94RPN	232	SC2448CPL	361	SC4841CPH	362
PRS7224T	228	R94VP	232	SC2448E	358	SC4841CPL	362
PRS7230HT	228	R94VPN	232	SC2448EH	361	SC4841E	359
PRS7230T	228	R95BP	232	SC2448EL	361	SC4841EH	362
PT2448HTNTP	213	R95BPN	232	SC2448EP	358	SC4841EL	362
PT3048HTNTP	213	R95RP	232	SC2448EPH	361	SC4841EP	359
PTA18HT	228	R95RPN	232	SC2448EPL	361	SC4841EPH	362
PTA18T	228	R95VP	232	SC2448G	358	SC4841EPL	362
PTA24HT	228	R95VPN	232	SC2448GH	361	SC4841G	359
PTA24T	228	REALCC0311	15, 95, 108, 123, 137	SC2448GL	361	SC4841GH	362
PTA30HT	228	REALCC0311B	131	SC24ESP	131	SC4841GL	362
PTA30T	228	REALCMK	15, 95, 108, 123, 131, 137	SC30ESP	131	SC4848CP	359
PTS18HT	228	REALCRK	15, 95, 108, 123, 131, 137	SC3624CP	359	SC4848CPH	363
PTS18T	228	REALS010	142	SC3624E	359	SC4848CPL	363
PTS24HT	228	REALS011	142	SC3624EP	359	SC4848E	359
PTS24T	228	REALS099	142	SC3624G	359	SC4848EH	363
PTS24T	229	REALS100	78, 142	SC3633CP	359	SC4848EL	363
PTS30HT	228	REALS191	142	SC3633CPL	362	SC4848EP	359
PTS30T	228	REALS285	142	SC3633E	359	SC4848EPH	363
Q618	33	RTT2	412	SC3633EL	362	SC4848EPL	363
Q629A	399	SA3680E1	370	SC3633EP	359	SC4848G	359
Q70800	399	SA3680E1LAM	370	SC3633EPL	362	SC4848GH	363
R104BP	232	SA3680G1	370	SC3633G	359	SC4848GL	363
R104BPN	232	SA3680G1LAM	370	SC3633GL	362	SC6024CP	360
R104RP	232	SA3680L1	370	SC3641CP	359	SC6024E	360
R104RPN	232	SA3680L1LAM	370	SC3641CPH	362	SC6024EP	360
R104VP	232	SB5ESP	130	SC3641CPL	362	SC6024G	360
R104VPN	232	SB7241	371	SC3641E	359	SC6033CP	360
R105BP	232	SBN-1000	240	SC3641EH	362	SC6033CPL	363
R105BPN	232	SBN-2000-BK-BK-NB	240	SC3641EL	362	SC6033E	360
R105RP	232	SBQ5ESP	130	SC3641EP	359	SC6033EL	363
R105RPN	232	SBUFESP	130	SC3641EPH	362	SC6033EP	360
R105VP	232	SC10ESP	131	SC3641EPL	362	SC6033EPL	363
R105VPN	232	SC12ESP	131	SC3641G	359	SC6033G	360
R124BP	232	SC18ESP	131	SC3641GH	362	SC6033GL	363
R124BPN	232	SC2424CP	358	SC3641GL	362	SC6041CP	360
R124RP	232	SC2424E	358	SC3648CP	359	SC6041CPH	363
R124RPN	232	SC2424EP	358	SC3648CPH	362	SC6041CPL	363
R124VP	232	SC2424G	358	SC3648CPL	362	SC6041E	360
R124VPN	232	SC2433CP	358	SC3648E	359	SC6041EH	363
R125BP	232	SC2433CPL	361	SC3648EH	362	SC6041EL	363
R125BPN	232	SC2433E	358	SC3648EPL	362	SC6041EP	360
R125RP	232	SC2433EL	361	SC3648EP	359	SC6041EPH	363
R125RPN	232	SC2433EP	358	SC3648EPH	362	SC6041EPL	363
R125VP	232	SC2433EPL	361	SC3648EPL	362	SC6041G	360
R125VPN	232	SC2433G	358	SC3648G	359	SC6041GH	363
R73BP	232	SC2433GL	361	SC3648GH	362	SC6041GL	363
R73BPN	232	SC2441CP	358	SC3648GL	362	SC6048CP	360
R73RP	232	SC2441CPH	361	SC4824CP	359	SC6048CPH	363

Office Suites  
Seating  
Tables  
Desks  
Meeting Essentials  
Personal Organization  
Ergonomics  
High Density Storage  
Storage & Filing  
Facilities  
Technology Furniture  
Art & Engineering



# Product Index

Office Suites  
 Seating  
 Tables  
 Desks  
 Meeting Essentials  
 Personal Organization  
 Ergonomics  
 High Density Storage  
 Storage & Filing  
 Facilities  
 Technology Furniture  
 Art & Engineering

Model No.	Page	Model No.	Page	Model No.	Page	Model No.	Page
SC6048CPL	363	SET	131, 206	SN4848E	365	SN7241EP	366
SC6048E	360	SF3665BG1	370	SN4848EH	367	SN7248C	366
SC6048EH	363	SF3665BL1	370	SN4848EHP	367	SN7248CH	369
SC6048EL	363	SF3665DG1	370	SN4848EL	367	SN7248CHP	369
SC6048EP	360	SF3665DL1	370	SN4848ELP	367	SN7248CL	369
SC6048EPH	363	SF3680BG1	370	SN4848EP	365	SN7248CLP	369
SC6048EPL	363	SF3680BL1	370	SN6024E	366	SN7248CP	366
SC6048G	360	SF3680DG1	370	SN6024EP	366	SN7248E	366
SC6048GH	363	SF3680DL1	370	SN6033C	366	SN7248EH	369
SC6048GL	363	SHA72	130, 132, 133	SN6033CL	368	SN7248EHP	369
SC6ESP	131	SHGD	130	SN6033CLP	368	SN7248EL	369
SC7224CP	360	SHH	130, 132, 133	SN6033CP	366	SN7248ELP	369
SC7224E	360	SHV	130, 132, 133	SN6033E	366	SN7248EP	366
SC7224EP	360	SHWD	130	SN6033EL	368	SPM	18, 123, 232
SC7224G	360	SLC	130	SN6033ELP	368	SR2446R	380
SC7233CP	360	SLF2	130	SN6033EP	366	SR4833	380
SC7233CPL	364	SLF48	380	SN6041C	366	SR4833R	380
SC7233E	360	SLF60	380	SN6041CH	368	SR4846R	380
SC7233EL	364	SLLBBB72	129	SN6041CHP	368	SR6033	380
SC7233EP	360	SLLBBF72	129	SN6041CL	368	SR6033R	380
SC7233EPL	364	SLLSBB72	129	SN6041CLP	368	SR6046R	380
SC7233G	360	SLLSBF72	129	SN6041CP	366	SRCDESP	131
SC7233GL	364	SLRBBB72	129	SN6041E	366	SRCDMESP	131
SC7241CP	360	SLRBBF72	129	SN6041EH	368	SRCSLESP	131
SC7241CPH	364	SLRSBB72	129	SN6041EHP	368	SRCSLMESP	131
SC7241CPL	364	SLRSBF72	129	SN6041EL	368	SRCRSRESP	131
SC7241E	360	SMOD36	208, 212	SN6041ELP	368	SRCSRMESP	131
SC7241EH	364	SMOD42	208, 212	SN6041EP	366	SRT4280A	381
SC7241EL	364	SMOD48	208, 212	SN6048C	366	SRT4280B	381
SC7241EP	360	SMOD54	208, 212	SN6048CH	368	SRT4280B	381
SC7241EPH	364	SMOD60	208, 212	SN6048CHP	368	SRT4280C	381
SC7241EPL	364	SMOD66	208, 212	SN6048CL	368	SRTD4280A	381
SC7241G	360	SMOD72	208, 212	SN6048CLP	368	SS24GM01	310, 372
SC7241GH	364	SN4824E	365	SN6048CP	366	SS24GM02	372
SC7241GL	364	SN4824EP	365	SN6048E	366	SS24GM03	372
SC7248CP	360	SN4833C	365	SN6048EH	368	SS24GM04	372
SC7248CPH	364	SN4833CL	367	SN6048EHP	368	SS24GM05	372
SC7248CPL	364	SN4833CLP	367	SN6048EL	368	SS24LM01	310, 372, 378
SC7248E	360	SN4833CP	365	SN6048ELP	368	SS24LM02	372
SC7248EH	364	SN4833E	365	SN6048EP	366	SS24LM03	372
SC7248EL	364	SN4833EL	367	SN7224E	366	SS24LM04	372
SC7248EP	360	SN4833ELP	367	SN7224EP	366	SS24LM05	372
SC7248EPH	364	SN4833EP	365	SN7233C	366	SS24N01	372
SC7248EPL	364	SN4841C	365	SN7233CL	368	SS24N02	372
SC7248G	360	SN4841CH	367	SN7233CLP	368	SS24N03	372
SC7248GH	364	SN4841CHP	367	SN7233CP	366	SS24N04	372
SC7248GL	364	SN4841CL	367	SN7233E	366	SS24N05	372
SC8ESP	131	SN4841CLP	367	SN7233EL	368	SS33GM01	310, 372
SCBB72	128	SN4841CP	365	SN7233ELP	368	SS33GM02	372
SCBF72	128, 133	SN4841E	365	SN7233EP	366	SS33GM03	372
SCC	167	SN4841EH	367	SN7241C	366	SS33GM04	372
SCC4	167	SN4841EHP	367	SN7241CH	368	SS33GM05	372
SCD	128	SN4841EL	367	SN7241CHP	368	SS33LM01	310, 372
SCFF72	128, 133	SN4841ELP	367	SN7241CL	368	SS33LM02	372
SCFT	131, 206	SN4841EP	365	SN7241CLP	368	SS33LM03	372
SCR48	131	SN4848C	365	SN7241CP	366	SS33LM04	372
SCWB	131	SN4848CH	367	SN7241E	366	SS33LM05	372
SDBBB72	128, 133	SN4848CHP	367	SN7241EH	368	SS33N01	372
SDBBF72	128	SN4848CL	367	SN7241EHP	368	SS33N02	372
SDSBB72	128	SN4848CLP	367	SN7241EL	368	SS33N03	372
SDSBF72	128	SN4848CP	365	SN7241ELP	368	SS33N04	372

Model No.	Page	Model No.	Page	Model No.	Page	Model No.	Page
SS33N05	372	ST8	132	STLD72B	134, 141	T2GALAM	314
SS3665	299	STC10	138	STLD72F	134	T2GS	314
SS3665ML	299	STC12	138	STRC72	138	T2GSA	314
SS3676	299	STC14	138	STRC96	138	T2GSALAM	314
SS3676ML	299	STC16	138	STRD66B	134	T2GSLAM	314
SS3688	299	STC42	138	STRD66F	134	T2LA	314
SS3688ML	299	STC66B	135	STRD72B	134, 139, 140, 141	T2LALAM	314
SS41GM01	310, 372	STC66F	135, 139	STRD72F	134	T2LS	314
SS41GM02	372	STC72B	135	STSCAD	136	T2LSA	314
SS41GM03	372	STC72F	135, 139	STSCAD	140	T2LSALAM	314
SS41GM04	372	STC72FTDW	140, 141	STSCB3	136	T2LSLAM	314
SS41GM05	372	STC8TDW	138	STSCWD	136, 139	TAM2	275
SS41LM01	310, 372	STCTTDW	138	STST	138, 140	TAMDP	275
SS41LM02	372	STD	128, 133	SULBBB72	129	TAMSP	275
SS41LM03	372	STEB2	137, 140	SULBBF72	129, 132	TB30	380
SS41LM04	372	STEBH2	135, 140	SULSBB72	129, 132	TB48	380
SS41LM05	372	STEBH3	135, 141	SULSBF72	129, 132	TB60	380
SS41N01	372	STEB	135, 139	SURBBB72	129, 132	TCNR	375
SS41N02	372	STEC72BF	134	SURBBF72	129	TCNRLAM	375
SS41N03	372	STEC72B	134	SURSBB72	129	TGWC	314
SS41N04	372	STEC72F	134, 140	SURSBF72	129	TGWC01	314
SS41N05	372	STECTDW	137	SWRD	130	THESIS	160
SS4265	299	STED72BF	134	SY1848HT	224	THESIS Arms	160
SS4265ML	299	STED72B	134	SY1848T	224	THESISCBK	160
SS4276	299	STED72B	140	SY1854HT	224	TLWC	314
SS4276ML	299	STED72F	134	SY1854T	224	TLWC01	314
SS4288	299	STEDPH72	136, 140	SY1860HT	224	TP48	375
SS4288ML	299	STEH66	136	SY1860T	224	TP48LAM	375
SS4865	299	STEH72	136	SY1866HT	224	TP60	375
SS4865ML	299	STELF	137	SY1866T	224	TP60LAM	375
SS4876	299	STERC2	138	SY1872HT	224	TP72	375
SS4876ML	299	STERCLF	138	SY1872T	224	TP72LAM	375
SS4888	299	STERCSTBS	138	SY2448HT	224	TSA3630	374
SS4888ML	299	STERCTDW	138	SY2448T	224	TSA3630D	374
SS48GM01	310, 372	STERL48B	135	SY2454HT	224	TSA3630DH	374
SS48GM02	372	STERL48F	135	SY2454T	224	TSA3630H	374
SS48GM03	372	STERR48B	135	SY2460HT	224	TSA3636	374
SS48GM04	372	STERR48F	135, 139	SY2460T	224, 225	TSA3636D	374
SS48GM05	372	STESC	137, 139	SY2466HT	224	TSA3636DH	374
SS48LM01	310, 372	STESPH66	136, 139	SY2466T	224	TSA3636H	374
SS48LM02	372	STESPH72	136, 139, 141	SY2472HT	224	TSA4830	374
SS48LM03	372	STET	138	SY2472T	224	TSA4830D	374
SS48LM04	372	STG30	138	SY3048HT	224	TSA4830DH	374
SS48LM05	372	STG31	138	SY3048T	224	TSA4830H	374
SS48N01	372	STG33	138	SY3054HT	224	TSA4836	374
SS48N02	372	STG34	138	SY3054T	224	TSA4836D	374
SS48N03	372	STL10	140	SY3060HT	224	TSA4836DH	374
SS48N04	372	STL12	140	SY3060T	224	TSA4836H	374
SS48N05	372	STL1	139	SY3066HT	224	TSA6030	374
SS65GS101	310	STL34H2	140	SY3066T	224	TSA6030D	374, 378
SS65LS101	310	STL39H3	141	SY3072HT	224	TSA6030DH	374
SS80GS101	310	STL40H3	141	SY3072T	224	TSA6030H	374
SS80LS101	310	STL41H3	141	SYC24HT	224	TSA6036	374
SSB-1000-BK	240	STL4	139	SYC24T	224	TSA6036D	374
SSFA	131, 206	STL6	139	SYP24HT	224	TSA6036DH	374
ST14	133	STL7	139	SYP24T	224	TSA6036H	374
ST17	133	STL9	140	SYT24HT	224	TSA7230	374
ST1	132	STLC72	134	SYT24T	224, 225	TSA7230D	374
ST23	133	STLC84	134	SYT30HT	224	TSA7230DH	374
ST4	132	STLD66B	134, 139	SYT30T	224	TSA7230H	374
ST6	132	STLD66F	134	T2GA	314	TSA7236	374

Office Suites  
Seating  
Tables  
Desks  
Meeting Essentials  
Personal Organization  
Ergonomics  
High Density Storage  
Storage & Filing  
Facilities  
Technology Furniture  
Art & Engineering

# Product Index

Office Suites  
Seating  
Tables  
Desks  
Meeting Essentials  
Personal Organization  
Ergonomics  
High Density Storage  
Storage & Filing  
Facilities  
Technology Furniture  
Art & Engineering

Model No.	Page	Model No.	Page	Model No.	Page	Model No.	Page
TSA7236D	374	VCC1BLKA	186	WSD1242Z	293		
TSA7236DH	374	VCC2BLKA	186	WSD1248Z	293		
TSA7236H	374	VCC3BLKA	187	WSD1530Z	293		
TSC2BB	156	VCCLBLK	187	WSD1536Z	293		
TSH1BB	167	VCCMBLK	186	WSD1542Z	293		
TSH1	167	VCCMTBLK	186	WSD1548Z	293		
TSH2BB	167	VCCSBLK	186	WSD1830Z	293		
TSH2	167	VCGCRY	121	WSD1836Z	293		
TSH3BB	167	VCL1BLKB	186	WSD1842Z	293		
TSK3630	376	VCL2BLKB	186	WSD1848Z	293		
TSK3636	376	VCL3BLKB	186	WSD2430Z	293		
TSK4830	376	VFF	120	WSD2436Z	293		
TSK4836	376	VHC	125	WSD2442Z	293		
TSK6030	376	VHC	125	WSD2448Z	293		
TSK6036	376	VHC	125	WSD3030Z	293		
TSK7230	376	VLC	122	WSD3036Z	293		
TSK7236	376	VLC	124	WSD3042Z	293		
TSM2BB	167	VLC	125	WSD3048Z	293		
TSS2BB	156	VLC	125	WSD3636Z	293		
TW1	382	VLC	125	WSD3642Z	293		
TW10	383	VLCG	122	WSD3648Z	293		
TW11	383	VLCW	122	X1886L	300		
TW12	383	VLF	121	X1886T	300		
TW2	382	VLF	125	X18DV5	301		
TW30	375	VLF	125	X18SR	301		
TW30	378	VSC9BBLK	177	X3686L	300		
TW30LAM	375	VSCABBLK	177	X3686T	300		
TW36	375	VWRD	121	X36SR	301		
TW36LAM	375	VWRD	125				
TW4	382	VWRD	125				
TW48	375	VWRD	125				
TW48LAM	375	VWRD	125				
TW6	382	WS1224Z	293				
TW60	375	WS1236Z	293				
TW60LAM	375	WS1242Z	293				
TW72	375	WS1248Z	293				
TW72LAM	375	WS1530Z	293				
TW8	383	WS1536Z	293				
TWDA24	393	WS1542Z	293				
TWDA30	393	WS1548Z	293				
TWDA36	393	WS1830Z	293				
TWDRWR	393	WS1836Z	293				
UL230MBLK	176	WS1842Z	293				
UL330MBLK	176	WS1848Z	293				
UL350HBLK	176	WS2430Z	293				
UL550HEZBLK	176	WS2436Z	293				
ULEXBLK	176	WS2442Z	293				
ULMGRBLK	176	WS2448Z	293				
URS3	316	WS3030Z	293				
URS4	316	WS3036Z	293				
URS5	316	WS3042Z	293				
URS6	316	WS3048Z	293				
URS7	316	WS3636Z	293				
URS8	316	WS3642Z	293				
VB2	122	WS3648Z	293				
VB5	122	WSA219390	293				
VBBF	120	WSA219391	293				
VBCZ	123	WSA219392	293				
VBQ2	122	WSA219393	293				
VBQ2	124	WSD1224Z	293				
VBQ2	124	WSD1236Z	293				



**Safco® Products**

AN LDI COMPANY

Safco® Products marketing materials are designed to be used as sales tools for our Dealer network.

9300 West Research Center Road, Minneapolis, MN 55428  
Customer Service Phone 888-971-6225 Fax 763-971-1525  
Locations in Minneapolis, MN/Headquarters,  
Atlanta, GA, Riverside, CA, Milford, IA and Norfolk, VA  
©2019 Safco Products Company. All Rights Reserved.

**SAFCOPRODUCTS.COM**